

## Economic Analysis

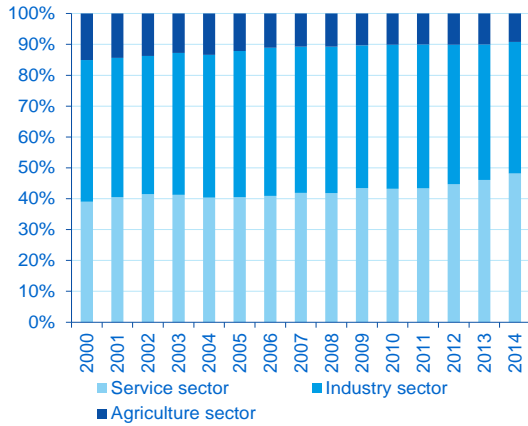
## China's growth outlook is still subject to mounting headwinds despite the achieved soft-landing in 2014

Le Xia and Jinyue Dong

China's fourth quarter GDP growth came out at 7.3% y/y, flat with that of the previous quarter and broadly in line with market expectation (Consensus: 7.2% y/y). In sequential terms, Q4 GDP expanded at a pace of 1.5% q/q sa, decreasing from 1.9% q/q sa in Q3. As a consequence, 2014 GDP increased by 7.4%, registering the lowest growth rate since 1991. A number of activity indicators in December were also released today, including industrial production, urban fixed asset investment and retail sales, which are broadly in line with market expectations. All in all, a soft-landing is achieved again in 2014 thanks to the authorities' pro-growth measures. Nevertheless, we believe that the growth outlook is still subject to a number of headwinds such as the sluggish property market, increasing indebtedness of local governments and firms as well as the continuous expansion of the shadow banking sector. In view of them, our 2015 GDP projection is kept at 7.0% as before. On the policy front, we anticipate more conventional monetary easing will be implemented in 2015 to sustain domestic demand and prevent a hard-landing.

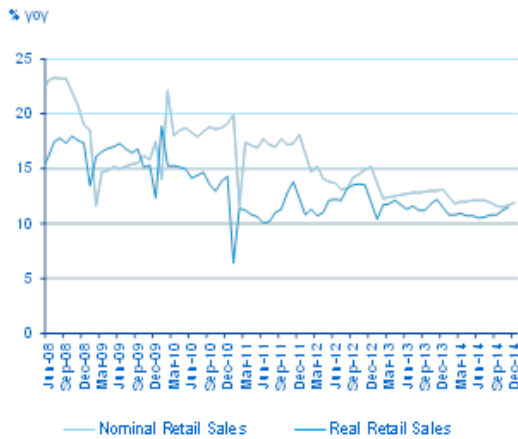
- **2014 GDP outturns indicate that economic rebalancing is on the track.** According to the press briefing right after the GDP data release today, consumption expenditure contributes 51.2% of GDP growth in 2014, increasing by 3 ppt compared to the last year. Moreover, industry structure is improving as the tertiary industry accounted for 48.2% of total output, increasing by 1.3 ppt from the last year. In the meantime, the contribution of the secondary industry decreased to 42.6% of GDP in 2014 from 44.2% in 2013. (Figure 1) More importantly, household income growth in real term increased by 8.0% from the last year, surpassing the growth rate of GDP, which is one of important goals for the authorities.
- **December economic activity indicators released today are broadly in line with market expectations.** Industrial production growth rebounded to 7.9% y/y in December, up from 7.2% in the previous month, beating the market expectations of 7.4%. On the demand side, urban fixed asset investment edged down to 15.7% YTD y/y from 15.8% in November (Consensus: 15.7% YTD y/y), mainly led by anemic investment in real estate sector. (Figure 2) Meanwhile, retail sales growth climbed up to 11.9% y/y, compared to 11.7% y/y in the previous month, which also outperform the consensus of 11.7% (Figure 3).
- **Looking ahead, we anticipate more monetary easing policies to be implemented in 2015.** The 2014 GDP outturn has slightly missed the government's growth target 7.5%. We expect that the government will tolerate more of economic growth and downward adjust the growth target to 7.0% for 2015, as the authorities want to push forward the structural reforms and promote "New Normal" growth. (Figure 4) On the policy front, the PBoC cut interest rates in last November, which was very likely to set off a series of conventional monetary loosening measures in the coming months as the authorities are keen to sustain domestic demand and prevent an economic hard-landing. We project two additional interest rates cuts in the first half of this year. In the meantime, we forecast that the authorities will trim the Required Reserve Ratio (RRR) at least twice between now and the end of 2015.

**Figure 1**  
**2014 GDP outturns show economic rebalancing is on the track**



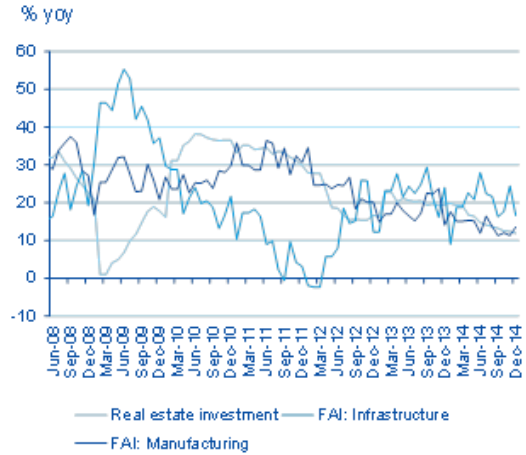
Source: CEIC and BBVA Research

**Figure 3**  
**Retail sales growth is still resilient**



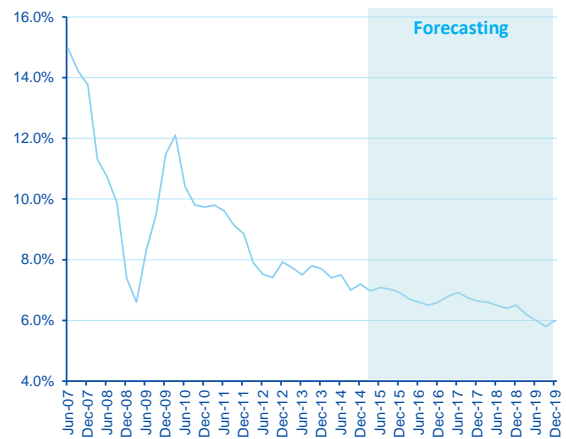
Source: CEIC and BBVA Research

**Figure 2**  
**FAI further moderated led by anemic investment in real estate**



Source: CEIC and BBVA Research

**Figure 4**  
**2015 GDP is projected to expand by 7.0%**



Source: CEIC and BBVA Research

**DISCLAIMER**

This document has been prepared by BBVA Research Department, it is provided for information purposes only and expresses data, opinions or estimations regarding the date of issue of the report, prepared by BBVA or obtained from or based on sources we consider to be reliable, and have not been independently verified by BBVA. Therefore, BBVA offers no warranty, either express or implicit, regarding its accuracy, integrity or correctness.

Estimations this document may contain have been undertaken according to generally accepted methodologies and should be considered as forecasts or projections. Results obtained in the past, either positive or negative, are no guarantee of future performance.

This document and its contents are subject to changes without prior notice depending on variables such as the economic context or market fluctuations. BBVA is not responsible for updating these contents or for giving notice of such changes.

BBVA accepts no liability for any loss, direct or indirect, that may result from the use of this document or its contents.

This document and its contents do not constitute an offer, invitation or solicitation to purchase, divest or enter into any interest in financial assets or instruments. Neither shall this document nor its contents form the basis of any contract, commitment or decision of any kind.

In regard to investment in financial assets related to economic variables this document may cover, readers should be aware that under no circumstances should they base their investment decisions in the information contained in this document. Those persons or entities offering investment products to these potential investors are legally required to provide the information needed for them to take an appropriate investment decision.

The content of this document is protected by intellectual property laws. It is forbidden its reproduction, transformation, distribution, public communication, making available, extraction, reuse, forwarding or use of any nature by any means or process, except in cases where it is legally permitted or expressly authorized by BBVA.