

## Economic Analysis

## Another rate cut hinted an imminent completion of interest rate liberalization

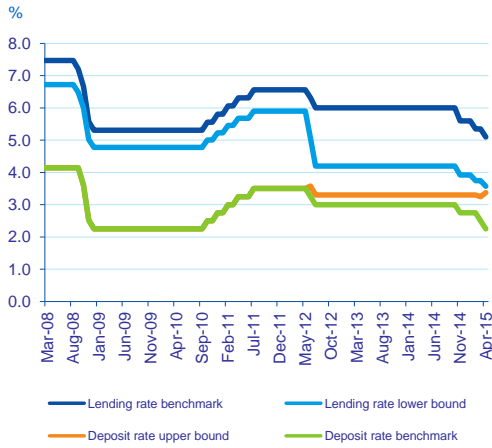
Le Xia and Jinyue Dong

The People's Bank of China (PBoC) cut the benchmark interest rates last Sunday, the third time since November 2014 and effective from May 11. Both the one-year benchmark lending and deposit rates were trimmed by 25 bps (to 5.1% and 2.25% respectively). Moreover, the PBoC expanded the permissible floating range of customer deposit rates to 50% (versus 30% previously) above the benchmark rates, raising the cap of one-year customer deposit rate to 3.38% from 3.25% previously. As such, this move has constituted an additional step in interest rate liberalization and reaffirms the authorities' resolution to push for structural reforms. (Figure 1) Indeed, it has observed from the past two interest rate cuts that more banks tended to set their deposit rates at a level below the regulatory cap. With the newly implemented national deposit scheme in place, time is ripe for the authorities to lift the cap on the deposit rates to complete the long-lasting process of interest rate liberalization.

The interest rate cut came on the heels of a slew of sluggish activity indicators in Q1 and April, reflecting the authorities' deep concerns for the significant slowdown of the growth momentum. Q1 GDP growth slowed down to 7.0% y/y from 7.3% y/y previously, which, albeit in line with BBVA and market expectations, registered the lowest reading since 2009 Q1. In April, the NBS PMI (50.1) marginally stayed above the watershed level of 50 while the HSBC PMI slid a 12-month record low of 48.9 (Figure 2). In the meanwhile, the deflation risk loomed large. April headline CPI came out at 1.5% y/y (Consensus: 1.6%; Prior: 1.4%) while the PPI growth rate dropped to -4.6% y/y (versus: -4.6% y/y in March), staying in a negative territory for consecutive 38 months. Apart from weak commodity prices in the international market, the overcapacity problem in some domestic industries continued to weigh on firms' wholesale prices. (Figure 3) The performance of the external sector is also lackluster in April. Exports growth declined to -6.4% (Consensus: 1.6%; Prior: -15%) while import growth fell to -16.2% y/y (Consensus: -12.2%; Prior: -12.7%), reflecting that both domestic demand and external demand were weak in April. (Figure 4)

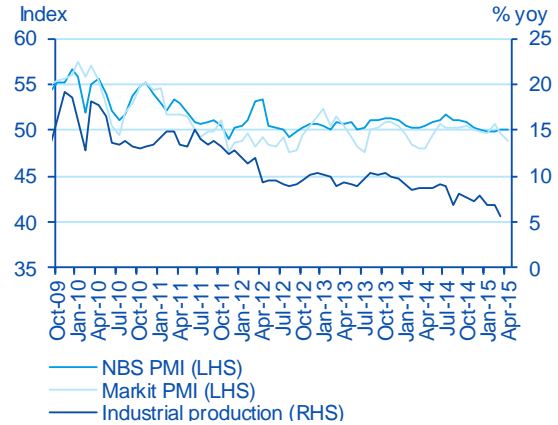
All in all, growth is losing steam at a faster-than-expected pace despite the loosening monetary measures implemented since November, including two interest rate cuts, two RRR cuts as well as other targeted initiatives. Looking ahead, we anticipate more easing measures in the coming months to offset a number of the growth headwinds such as hovering external uncertainty, the fiscal consolidation at the local government level as well as the anemic property market. In this respect, we envisage that the PBoC will implement some additional interest rate cuts of total 50 bps in the second and third quarters, which is likely to be accompanied by a cumulative 100-bps reduction in the RRR. The PBoC can also resort to unconventional monetary policy tools with the aim to inject liquidity to the banking system, namely "Chinese QE", as we predicted in our recently published [China Economic Outlook](#).

**Figure 1**  
**The PBoC deployed an asymmetric interest rate cut for the third time of last 6 months...**



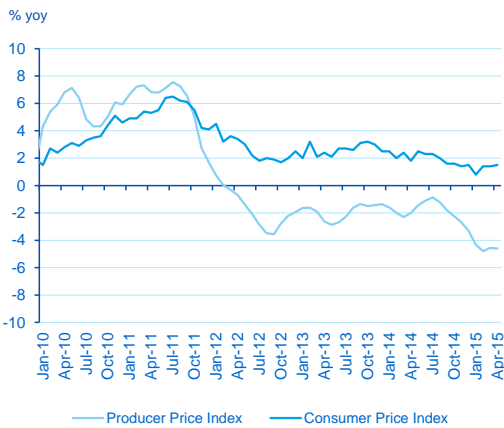
Source: CEIC and BBVA Research

**Figure 2**  
**... responding to weak economic performance of Q1 and April**



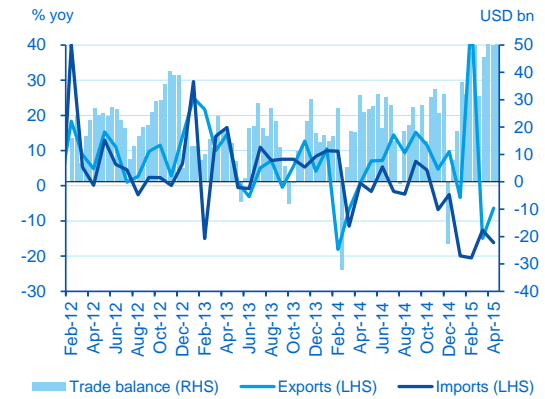
Source: CEIC and BBVA Research

**Figure 3**  
**Deflation risk is on the rise...**



Source: CEIC and BBVA Research

**Figure 4**  
**... while external demand remains sluggish**



Source: CEIC and BBVA Research

**DISCLAIMER**

This document has been prepared by BBVA Research Department, it is provided for information purposes only and expresses data, opinions or estimations regarding the date of issue of the report, prepared by BBVA or obtained from or based on sources we consider to be reliable, and have not been independently verified by BBVA. Therefore, BBVA offers no warranty, either express or implicit, regarding its accuracy, integrity or correctness.

Estimations this document may contain have been undertaken according to generally accepted methodologies and should be considered as forecasts or projections. Results obtained in the past, either positive or negative, are no guarantee of future performance.

This document and its contents are subject to changes without prior notice depending on variables such as the economic context or market fluctuations. BBVA is not responsible for updating these contents or for giving notice of such changes. BBVA accepts no liability for any loss, direct or indirect, that may result from the use of this document or its contents. This document and its contents do not constitute an offer, invitation or solicitation to purchase, divest or enter into any interest in financial assets or instruments. Neither shall this document nor its contents form the basis of any contract, commitment or decision of any kind.

In regard to investment in financial assets related to economic variables this document may cover, readers should be aware that under no circumstances should they base their investment decisions in the information contained in this document. Those persons or entities offering investment products to these potential investors are legally required to provide the information needed for them to take an appropriate investment decision.

The content of this document is protected by intellectual property laws. It is forbidden its reproduction, transformation, distribution, public communication, making available, extraction, reuse, forwarding or use of any nature by any means or process, except in cases where it is legally permitted or expressly authorized by BBVA.