

Economic Analysis

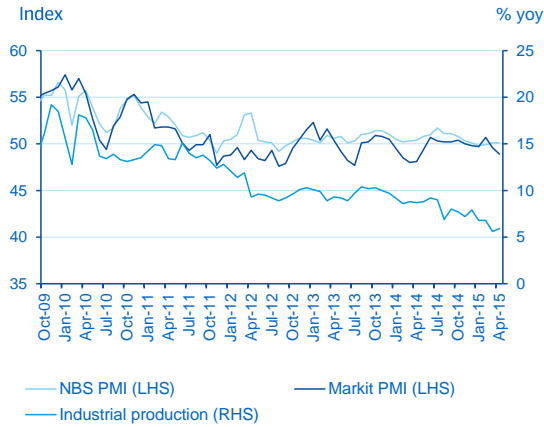
China April indicators remain sluggish, hinting towards more easing measures ahead

Jinyue Dong

Today, China's National Bureau of Statistics (NBS) announced a batch of economic activity indicators for April, including industrial production, retail sales and urban fixed asset investment (YTD). Almost all of the outturns for April were below both market expectations and the previous month's readings. This suggests that the growth of China's economy continues its downward trend in spite of recent monetary easing measures, which include two Required Reserve Ratio (RRR) cuts, three interest rate cuts as well as an array of other unconventional measures (as we recently investigated in our [China Economic Outlook](#)). This confirms that the economic slowdown that we observed in the first quarter of this year has continued in the first month of the second quarter. In order to achieve the official growth target 7.0% for 2015, we anticipate more easing measures in the coming months, including both monetary and fiscal stimulus measures.

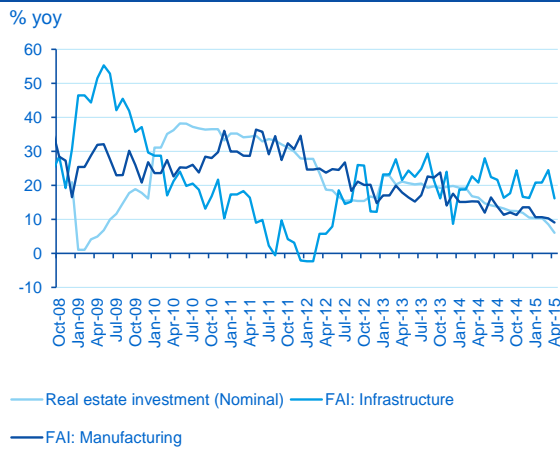
- **Below market expectations: Economic activity indicators remain sluggish in April.** In particular, industrial production came out at 5.9% y/y, below market expectations (Consensus: 6.0% y/y), despite recovering marginally from March's 5.6% y/y (Figure 1). Sectors which are closely related to the property market or suffering from overcapacity concerns were hit the hardest. On the demand side, both consumption and urban investment demand continued their downward trend. Retail sales dropped to 10.0% y/y in April (Consensus: 10.4%), compared to 10.2% y/y in March (Figure 2), while urban total fixed asset investment growth declined to 12.0% y/y YTD (Consensus: 13.5% y/y YTD), down from 13.5% y/y YTD in March (Figure 3).
- **On the policy front, we expect more easing measure ahead.** Under the current low inflation environment, the authorities are still equipped with a wide range of instruments that they can deploy in order to stimulate growth and confront economic slow-down. We envisage that the PBoC will implement additional interest rate cuts equivalent to a total of 50 bps in the third quarter, which will most likely be accompanied by a cumulative 100-bps cuts to the RRR. The PBoC may also resort to unconventional monetary policy tools that aim to inject liquidity into the banking system – also known as “Chinese QE”. On the fiscal front, we believe that this year's fiscal deficit budget target (equivalent to 2.3% of GDP as announced in the National People's Congress) is not enough to support the government's 7.0% growth target. Authorities should expand it to around 3.0% to offset the impacts of the ongoing fiscal consolidation at the local government level. All in all, we maintain our growth projection of 7.0% for this year, although risks remain to the downside (Figure 4).

Figure 1
Industrial production was below market expectation, but marginally up from March



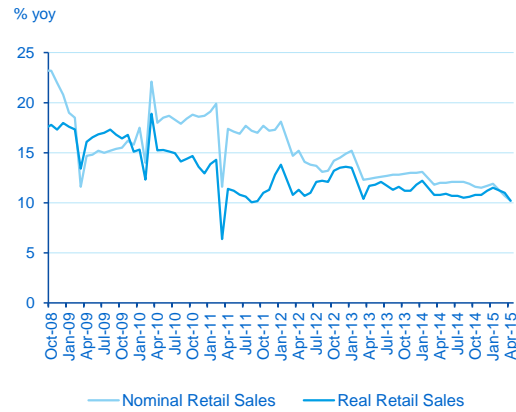
Source: CEIC and BBVA Research

Figure 3
All the sub-items of urban FAI slowed down in April



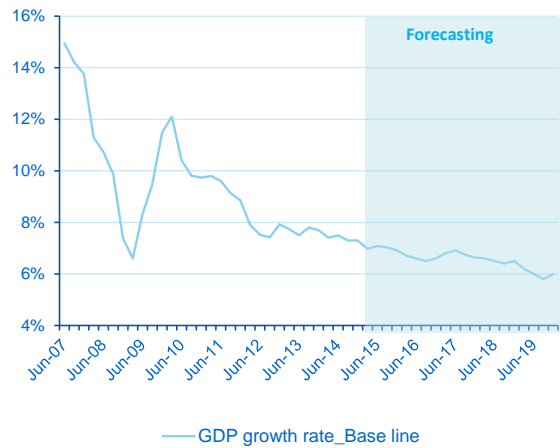
Source: CEIC and BBVA Research

Figure 2
Retail sales slowed down as well



Source: CEIC and BBVA Research

Figure 4
We maintain our 2015 growth forecasting at 7.0%, with some downside risk



Source: CEIC and BBVA Research

DISCLAIMER

This document has been prepared by BBVA Research Department, it is provided for information purposes only and expresses data, opinions or estimations regarding the date of issue of the report, prepared by BBVA or obtained from or based on sources we consider to be reliable, and have not been independently verified by BBVA. Therefore, BBVA offers no warranty, either express or implicit, regarding its accuracy, integrity or correctness.

Estimations this document may contain have been undertaken according to generally accepted methodologies and should be considered as forecasts or projections. Results obtained in the past, either positive or negative, are no guarantee of future performance.

This document and its contents are subject to changes without prior notice depending on variables such as the economic context or market fluctuations. BBVA is not responsible for updating these contents or for giving notice of such changes. BBVA accepts no liability for any loss, direct or indirect, that may result from the use of this document or its contents. This document and its contents do not constitute an offer, invitation or solicitation to purchase, divest or enter into any interest in financial assets or instruments. Neither shall this document nor its contents form the basis of any contract, commitment or decision of any kind.

In regard to investment in financial assets related to economic variables this document may cover, readers should be aware that under no circumstances should they base their investment decisions in the information contained in this document. Those persons or entities offering investment products to these potential investors are legally required to provide the information needed for them to take an appropriate investment decision.

The content of this document is protected by intellectual property laws. It is forbidden its reproduction, transformation, distribution, public communication, making available, extraction, reuse, forwarding or use of any nature by any means or process, except in cases where it is legally permitted or expressly authorized by BBVA.