

## Economic Analysis

## May activity indicators show no significant pick-up signal

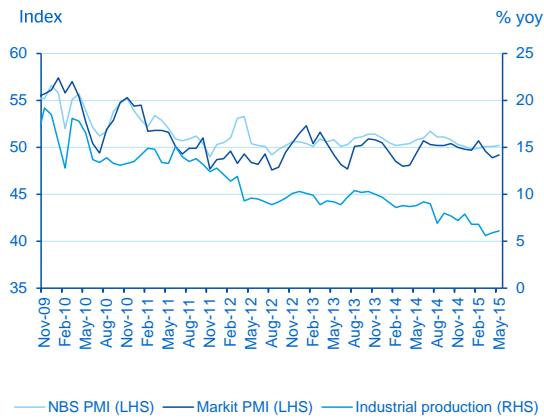
Le Xia and Jinyue Dong

---

Today, China's National Bureau of Statistics (NBS) announced a batch of economic activity indicators for May, including industrial production, retail sales and urban fixed asset investment (YTD). While retail sales and industry production were both in line with market consensus and last month's readings, FAI remained sluggish. This suggests that China's economy continues its downward trend and has shown no significant signs of a pick-up in activity, despite some marginal pick-up appeared. In order to achieve the official growth target 7.0% for 2015, we anticipate more easing measures in the second half of 2015, including local government debt swap and interest rate cuts.

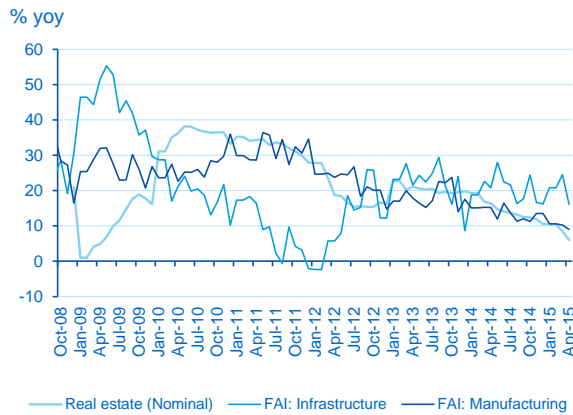
- **Both retail sales and industry production marginally picked up...** In particular, industrial production (Figure 1) came out higher than both market expectations and last month's reading (Actual: 6.1% y/y; Consensus: 6.0% y/y; Prior: 5.9%). By categories, the largest increases were found in consumer products (6.7% y/y, a 0.9% increase vis-à-vis April) and the high-tech sector (9.3% y/y, 3.2% higher than the industry average). On the demand side, retail sales (Figure 2) climbed up marginally to 10.1% y/y in May (Prior: 10.0% y/y; Consensus: 10.1% y/y), on the back of strong online retail sales growth, which reached 38.5% y/y ytd, 28.1% higher than retail sales' average growth.
- **...while FAI remained sluggish.** However, urban total fixed asset investment growth declined to 11.4% y/y ytd (Consensus: 11.9% y/y ytd), down from 12.0% ytd y/y in April (Figure 3). From the perspective of fund resources, fiscal budget growth ytd y/y increased by 3.1%, but domestic loans growth ytd y/y dropped by 6.3% and FDI growth ytd y/y decelerated by 36.1%. This hints that both FDI and banking loans have not boosted investment effectively, although the authorities have taken efforts by expanding fiscal spending. Additionally, whereas we saw a slight pickup in property trading, this has not been sufficient to boost real estate investment significantly. This is because property inventories remain obstinately high, which is hurting investor confidence in real estate.
- **On the policy front, we expect more local government debt swap and interest rate cuts in the remainder of 2015.** China will allow local governments to issue an additional one trillion RMB (161 billion USD) in bonds in an effort to help local governments refinance their hefty debt burdens. The amount, which is double the size of the initial quota initially implemented by the authorities, will help local governments refinance 1.86 trillion RMB in debt due in 2015. Local government bonds could be used by commercial banks as collateral for central government loans, which is equivalent to a liquidity injection to commercial banks. For this reason, we believe that further RRR cuts will be less likely than interest rate cuts, but this will depend on the specific circumstances, such as capital flows. We do envisage that the PBoC will implement additional interest rate cuts equivalent to a total of 50 bps in the third quarter. Also, the PBoC may resort to unconventional monetary policy tools that aim to inject liquidity into the banking system – also known as “Chinese Quantitative Easing”. All in all, we maintain our growth projection of 7.0% for this year, although risks remain to the downside (Figure 4).

**Figure 1**  
**Industrial production marginally picked up**



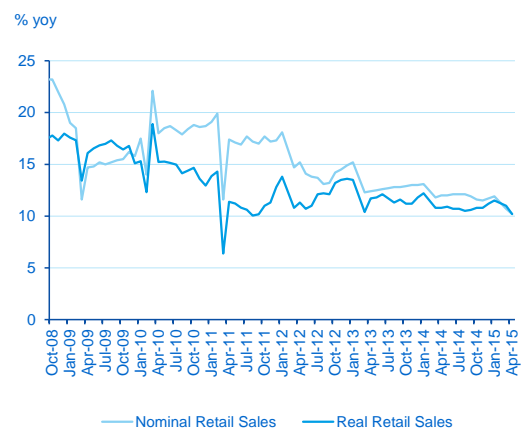
Source: CEIC and BBVA Research

**Figure 3**  
**FAI was below both market expectation and the prior reading**



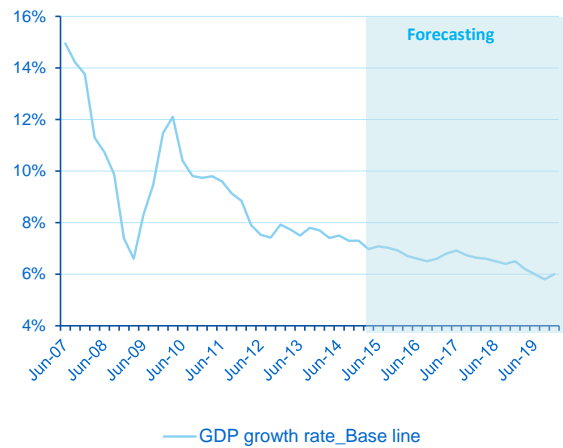
Source: CEIC and BBVA Research

**Figure 2**  
**...so did retail sales**



Source: CEIC and BBVA Research

**Figure 4**  
**We maintain our 2015 growth forecasting at 7.0%, with some downside risk**



Source: CEIC and BBVA Research

**DISCLAIMER**

This document has been prepared by BBVA Research Department, it is provided for information purposes only and expresses data, opinions or estimations regarding the date of issue of the report, prepared by BBVA or obtained from or based on sources we consider to be reliable, and have not been independently verified by BBVA. Therefore, BBVA offers no warranty, either express or implicit, regarding its accuracy, integrity or correctness.

Estimations this document may contain have been undertaken according to generally accepted methodologies and should be considered as forecasts or projections. Results obtained in the past, either positive or negative, are no guarantee of future performance.

This document and its contents are subject to changes without prior notice depending on variables such as the economic context or market fluctuations. BBVA is not responsible for updating these contents or for giving notice of such changes.

BBVA accepts no liability for any loss, direct or indirect, that may result from the use of this document or its contents.

This document and its contents do not constitute an offer, invitation or solicitation to purchase, divest or enter into any interest in financial assets or instruments. Neither shall this document nor its contents form the basis of any contract, commitment or decision of any kind.

In regard to investment in financial assets related to economic variables this document may cover, readers should be aware that under no circumstances should they base their investment decisions in the information contained in this document. Those persons or entities offering investment products to these potential investors are legally required to provide the information needed for them to take an appropriate investment decision.

The content of this document is protected by intellectual property laws. It is forbidden its reproduction, transformation, distribution, public communication, making available, extraction, reuse, forwarding or use of any nature by any means or process, except in cases where it is legally permitted or expressly authorized by BBVA.