

## Economic Analysis

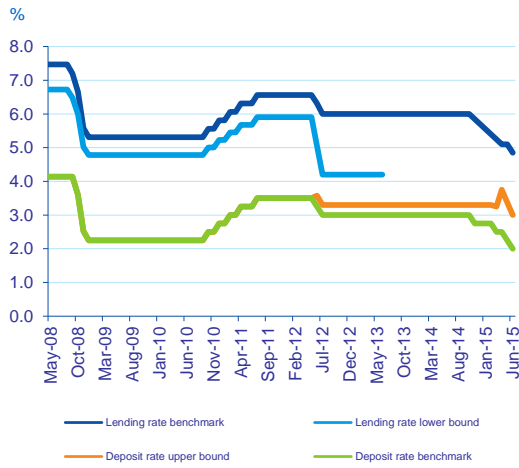
## The PBoC aggressively cut interest rate and the RRR to support growth and stabilize the stock market

Jinyue Dong and Le Xia

The People's Bank of China (PBoC) cut its benchmark interest rate by 25bps last Saturday, the fourth time since November 2014 and effective from June 28; at the same time, a targeted cut in the Reserve Requirement Ratio (RRR) was deployed (also effective from June 28) to provide more liquidity to banks focusing on SMEs businesses and the agriculture sector. (Figure 1) Although the monetary policy easing has been well anticipated, it is quite rare for the PBoC to cut interest rates and the RRR simultaneously (the last time of the similar practice can be dated back to the global financial crisis in late 2008). It indicates the authorities' deep concerns on the continuing economic slowdown, the stock market crash as well as the elevated tensions between the Eurozone and Greece. Looking ahead, we envisage that the PBoC will implement an additional interest rate cut of 25 bps in the third quarter, which is likely to be accompanied by a 50-bps universal reduction in the RRR.

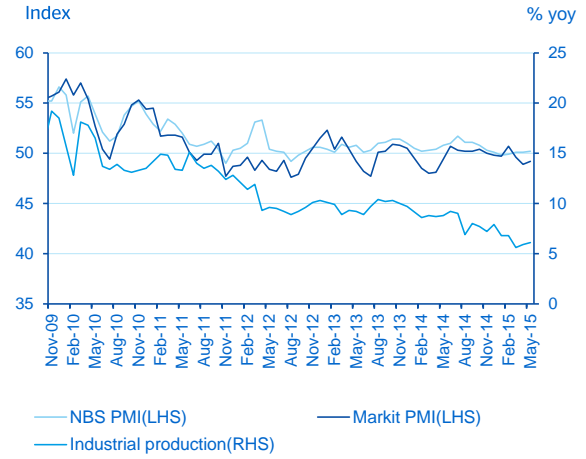
- **The combined interest rate and RRR cuts came on the heels of the sluggish activity indicators.** In June, the HSBC PMI edged up to 49.6 from 49.2 in the previous month, which remains below the watershed level of 50 (Figure 2). Meanwhile, the deflation risk is still on the rise: May headline CPI decreased to 1.2% y/y (Consensus: 1.3%; Prior: 1.5%), while the PPI growth rate dropped to -4.6% y/y (versus: -4.6% y/y in April), staying in negative territory for 39 consecutive months. (Figure 3) Moreover, firms' real financing costs (measured by nominal interest rates minus inflation rate) are significantly higher than a year ago, mostly due to the long-lasting low inflation rate. Put together, the sluggishness in the economy entailed the PBoC's moves on further lowering interest rates and providing more liquidity.
- **The combined cuts are also aimed to temper last week's stock market meltdown and boost market confidence.** The Shanghai Composite decreased by 7.4% last Friday, wiping hundreds of billions of dollars off the total market capitalisation of the index. More than two-thirds of the companies listed in Shanghai hit the 10% daily downward limit on Friday. The market has been corrected by 18.8% from its recent high in the mid-June whereas the market has still gained almost 30% since the beginning of the year. (Figure 4) The combined cuts, a hasty response to last Friday's stock market crash, signalled to the market that the authorities will avert any stock market crash.
- **Moreover, the combined cuts reflect the authorities concern regarding the external uncertainties.** The heightened external uncertainty, centring around the "Grexit", also prompted the PBoC to loosen the monetary policy. As EU is the largest trade partner of China (China's exports to EU is 15.8% of China's total exports and imports from EU is 12.5% of the total imports in 2014), the Greece's possibility of exiting EU may add more uncertainties to China's exports to EU, which has already been sluggish due to Euro depreciation in the past months, ultimately affecting China's growth momentum.

**Figure 1**  
**The PBoC deployed cuts in interest rates and the RRR simultaneously...**



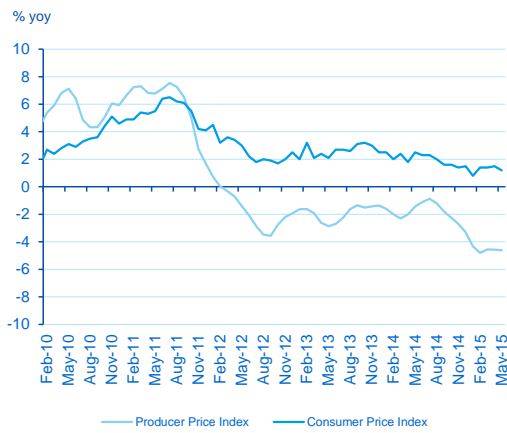
Source: CEIC and BBVA Research

**Figure 2**  
**... responding to weak economic performance of the first half of 2015**



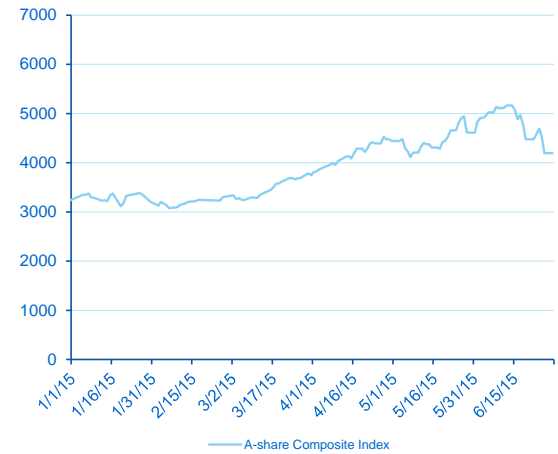
Source: CEIC and BBVA Research

**Figure 3**  
**Deflation risk is on the rise as well**



Source: CEIC and BBVA Research

**Figure 4**  
**...also, responded to the stock market crash on the last Friday**



Source: CEIC and BBVA Research

**DISCLAIMER**

This document has been prepared by BBVA Research Department, it is provided for information purposes only and expresses data, opinions or estimations regarding the date of issue of the report, prepared by BBVA or obtained from or based on sources we consider to be reliable, and have not been independently verified by BBVA. Therefore, BBVA offers no warranty, either express or implicit, regarding its accuracy, integrity or correctness.

Estimations this document may contain have been undertaken according to generally accepted methodologies and should be considered as forecasts or projections. Results obtained in the past, either positive or negative, are no guarantee of future performance.

This document and its contents are subject to changes without prior notice depending on variables such as the economic context or market fluctuations. BBVA is not responsible for updating these contents or for giving notice of such changes. BBVA accepts no liability for any loss, direct or indirect, that may result from the use of this document or its contents. This document and its contents do not constitute an offer, invitation or solicitation to purchase, divest or enter into any interest in financial assets or instruments. Neither shall this document nor its contents form the basis of any contract, commitment or decision of any kind.

In regard to investment in financial assets related to economic variables this document may cover, readers should be aware that under no circumstances should they base their investment decisions in the information contained in this document. Those persons or entities offering investment products to these potential investors are legally required to provide the information needed for them to take an appropriate investment decision.

The content of this document is protected by intellectual property laws. It is forbidden its reproduction, transformation, distribution, public communication, making available, extraction, reuse, forwarding or use of any nature by any means or process, except in cases where it is legally permitted or expressly authorized by BBVA.