

ECONOMIC ANALYSIS

# China | Revising outbound FDI downwards

Carlos Casanova / Alvaro Ortiz

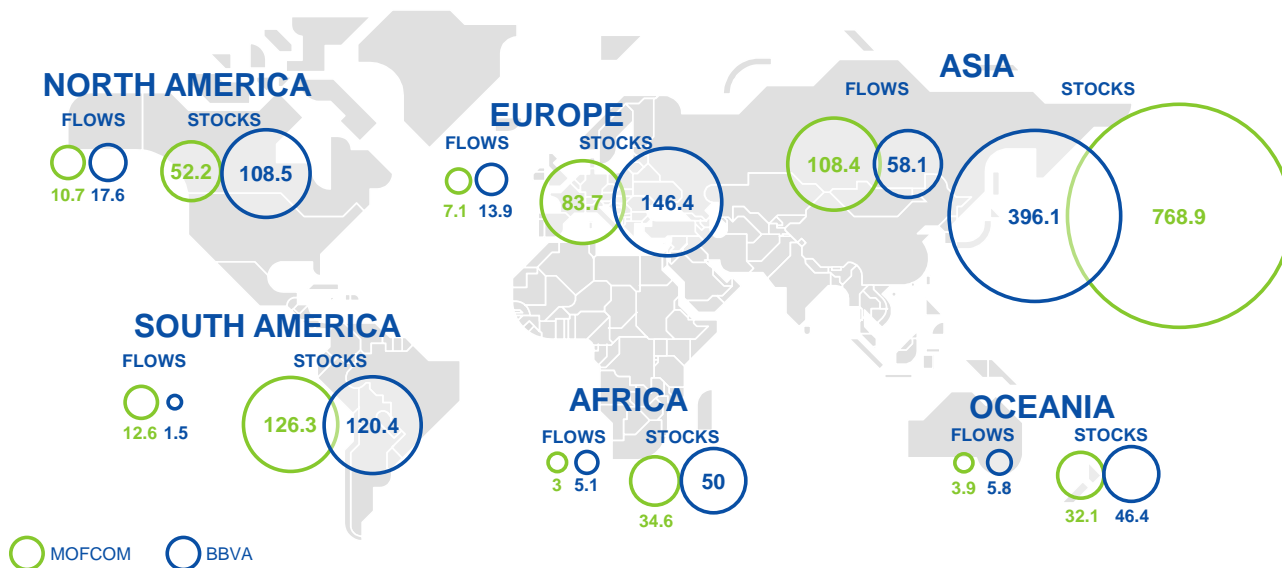
China's share of global ODI stocks may be larger than previously thought if we factor in Hong Kong's role as an offshore center. That said, our estimates show that MOFCOM figures overstate ODI flows, raising questions regarding the country's status as a net creditor. Geographically speaking, ODI flows have been going to developed markets in North America and Europe, although Asia continues to account for most of China's investments overseas. Growth of ODI could slow in case that main drivers, including access to technology, RMB depreciation and geopolitical considerations, stumble into difficulties.

## Chinese investments overseas are soaring but questions remain

While China remains one of the world's most important recipients of foreign direct investment (FDI), these volumes have been overshadowed by rapidly increasing outbound foreign direct investment (ODI) flows. According to the Ministry of Commerce (MOFCOM), in 2015 financial and non-financial ODI reached \$146 billion, exceeding inbound FDI, which reached \$126 billion, for the first time in China's modern history. What's more, the trend is set to continue into 2016, with ODI (excluding financial ODI) reaching \$134 billion YTD in September, compared to just \$95 billion in inflows.

However, as we have highlighted in our [previous report](#), Chinese ODI figures present some limitations. MOFCOM requires companies to register the first (not the final) destination of their cross-border transactions and do not take into account reverse flows. This makes it hard to determine the final size and distribution of Chinese ODI, as figures are significantly distorted by the presence of intermediaries such as Hong Kong and tax havens in the Caribbean. We have recalculated MOFCOM figures to account for some of these inaccuracies. Specifically, we exclude round tripped funds to benefit from preferential conditions and redistribute flows to offshore intermediaries according to weights (Figure 1).

Figure 1  
Chinese ODI in 2015 after accounting for round tripping and offshoring



Source: CEIC, MOFCOM and BBVA Research

## MOFCOM figures amplify flows. Where do these go?

Figures published by MOFCOM don't answer this question accurately as data limitations result in a bloated representation of Asia (74% of the total) followed by Latin America (9%). This reflects the role played by intermediaries such as Hong Kong, Cayman Islands and BVI, which together accounted for 70% of total flows and stocks in 2015. Our estimates paint a different picture.

First of all, we find that that outbound FDI only accounted for \$102 billion in 2015, implying that China may have not become a net creditor in 2015. This claim is hard to quantify given that much of the flows to Hong Kong end up round-tripped back into mainland China. In terms of geographical distribution, Asia continues to account for the lion-share of total ODI flows (57%). North America and Europe emerge in 2<sup>nd</sup> and 3<sup>rd</sup> spots (17% and 14% respectively), overtaking Latin America, which appears much smaller (2%).

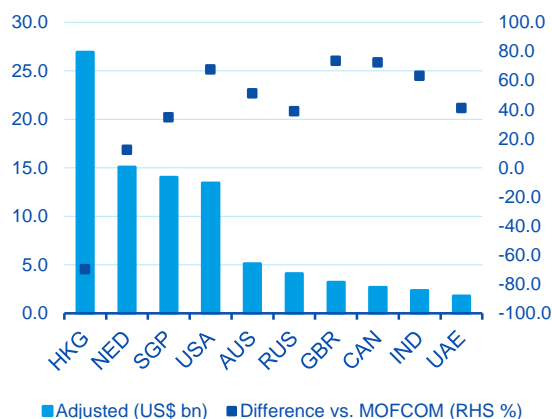
This result reflects the interest that Chinese companies have shown in developed markets in North America and Europe. In particular, the upwards revision was greatest in European countries such as Germany, France, the UK and Italy. The US and Canada also strengthened their spots as top recipients (Figure 2). With regards to Latin America, correcting for inaccuracies in the data naturally resulted in a smaller volume of flows to the region. However, flows on a country basis were higher according to our estimates.

## China's share of global ODI stocks may be larger than previously thought

China's share of global GDP increased fourfold between 2000 and 2015, from 3.5% to 15.2%, while its share of global ODI stocks increased almost tenfold during the same period, from 0.4% to 4.0%. This projected China from 22<sup>nd</sup> to 10<sup>th</sup> place in global investor rankings according to UNCTAD figures. But despite this vertiginous increase, China's ODI stocks in the world remain underrepresented relative to the size of its economy, which should, at least in theory, support the case for even faster growth going forward (Figure 3).

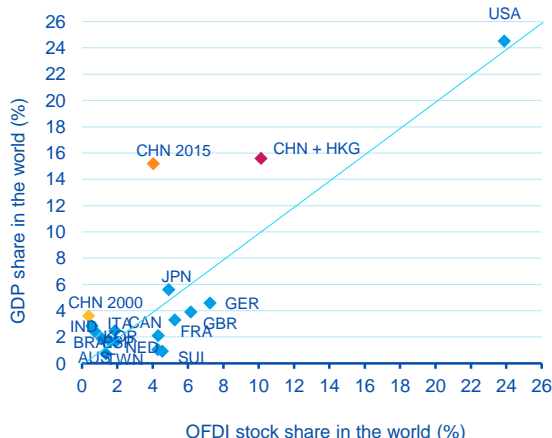
Not so fast. It is important to highlight that while the UNCTAD database reflects much lower figures than MOFCOM, this narrative changes dramatically if you factor in Hong Kong. The region's share of global GDP is quite small (0.4%), but its share of global ODI stocks is unusually large (6%). We think it's unlikely that this investment is endogenous to the region given Hong Kong's role as an intermediary of flows between China and the world. Together, China and Hong Kong ranked 2<sup>nd</sup> in 2015, up from 3<sup>rd</sup> place in 2000, hinting that China has been one of the most important investors in the world for quite some time (second only to the US).

Figure 2  
Chinese ODI flows: Top destinations 2015



Source: CEIC, MOFCOM and BBVA Research

Figure 3  
Officially, ODI remains underrepresented vs. GDP



Source: UNCTAD, IMF and BBVA Research

## Drivers to ODI growth spell trouble ahead

If the share of China's global ODI stocks is not underrepresented vis-à-vis its share of global GDP, what other factors could be behind this year's surge in Mainland outbound flows? We have identified three drivers:

- 1) **Access to technology:** We could now be entering a phase whereby the need to access technology to facilitate a shift up global value chains becomes more important than securing natural resources. This would explain why many of China's top investment destinations are developed economies.
- 2) **Depreciation expectations:** Another factor to take into consideration is expectations of future RMB depreciation. China has expended vast amounts of sovereign resources to support the RMB, fuelling fears of future depreciation. This may have prompted domestic actors to relocate capital resources overseas in order to hedge against a weaker RMB.
- 3) **Geopolitical implications:** Asia is recipient to most of China's ODI. This is no surprise given China's efforts to boost its economic and political clout in the region. MOFCOM defines this region very broadly, encompassing both the Middle East and Central Asia, both of which should continue to benefit from further inflows on governmental support for initiatives such as Belt & Road (B&R) and the Asian Infrastructure Investment Bank (AIIB).

In sum, while we believe that Chinese ODI flows will continue to increase, headwinds abound in case a number of risk scenarios materialize in the future. For example, regulators in developed markets may tighten their scrutiny over Chinese deals. The latest wave of support for populist/isolationist policies does not bode well in this regard. Furthermore, large capital outflows could trigger Chinese authorities to revise their ODI policy, making it harder for Chinese corporates to shift funds overseas. Last but not least, it may take a few more years before Chinese initiatives such as B&R and AIIB come to fruition.

**DISCLAIMER**

This document and the information, opinions, estimates, forecasts and recommendations expressed herein have been prepared to provide BBVA Group's customers with general information and are current as of the date hereof and subject to changes without prior notice. Neither BBVA nor any of its affiliates is responsible for giving notice of such changes or for updating the contents hereof.

This document and its contents do not constitute an offer, invitation or solicitation to purchase or subscribe to any securities or other instruments, to undertake or divest investments, or to participate in any trading strategy. Neither shall this document nor its contents form the basis of any contract, commitment or decision of any kind.

Investors who have access to this document should be aware that the securities, instruments or investments to which it refers may not be appropriate for them due to their specific investment goals, financial positions or risk profiles, as these have not been taken into account to prepare this report. Therefore, investors should make their own investment decisions considering the said circumstances and obtaining such specialized advice as may be necessary. Other than the disclosures relating to BBVA Group, the contents of this document are based upon information available to the public that has been obtained from sources considered to be reliable. However, such information has not been independently verified by BBVA or any of its affiliates and therefore no warranty, either express or implicit, is given regarding its accuracy, integrity or correctness. To the extent permitted by law, BBVA and its affiliates accept no liability of any type for any direct or indirect losses or damages arising from the use of this document or its contents. Investors should note that the past performance of securities or instruments or the historical results of investments do not guarantee future performance.

The market prices of securities or instruments or the results of investments could fluctuate against the interests of investors. Investors should be aware that they could even face a loss of their investment. Transactions in futures, derivatives, options on securities or high-yield securities can involve high risks and are not appropriate for every investor. Indeed, in the case of some investments, the potential losses may exceed the amount of initial investment and, in such circumstances, investors may be required to pay more money to support those losses. Thus, before undertaking any transaction with these instruments, investors should be aware of their operation, as well as the rights, liabilities and risks implied by the same and the underlying securities. Investors should also be aware that secondary markets for the said instruments may not exist. Before entering into transactions in futures, derivatives, or options, investors should review all documents on disclosures for risks of investing in options and/or futures at the following websites:

Options - <http://www.finra.org/Industry/Regulation/Notices/2013/P197741>

Futures - <http://www.finra.org/Investors/InvestmentChoices/P005912>

BBVA or any of its affiliates' salespeople, traders, and other professionals may provide oral or written market commentary or trading strategies to its clients that reflect opinions that are contrary to the opinions expressed herein. Furthermore, BBVA or any of its affiliates' proprietary trading and investing businesses may make investment decisions that are inconsistent with the recommendations expressed herein. No part of this document may be (i) copied, photocopied or duplicated by any other form or means (ii) redistributed or (iii) quoted, without the prior written consent of BBVA. No part of this report may be copied, conveyed, distributed or furnished to any person or entity in any country (or persons or entities in the same) in which its distribution is prohibited by law. More specifically, this document is in no way intended for, or to be distributed or used by an entity or person resident or located in a jurisdiction in which the said distribution, publication, use of or access to the document contravenes the law which requires BBVA or any of its affiliates to obtain a licence or be registered. Failure to comply with these restrictions may breach the laws of the relevant jurisdiction.

The remuneration system concerning the analysts responsible for the preparation of this report is based on multiple criteria, including the revenues obtained by BBVA and, indirectly, the results of BBVA Group in the fiscal year, which, in turn, include the results generated by the investment banking business; nevertheless, they do not receive any remuneration based on revenues from any specific transaction in investment banking.

In the United Kingdom, this document is directed only at persons who (i) have professional experience in matters relating to investments falling within article 19(5) of the financial services and markets act 2000 (financial promotion) order 2005 (as amended, the "financial promotion order"), (ii) are persons falling within article 49(2) (a) to (d) ("high net worth companies, unincorporated associations, etc.") of the financial promotion order, or (iii) are persons to whom an invitation or inducement to engage in investment activity (within the meaning of section 21 of the Financial Services and Markets Act 2000) may otherwise lawfully be communicated (all such persons together being referred to as "relevant persons").

This document is directed only at relevant persons and must not be acted on or relied on by persons who are not relevant persons. Any investment or investment activity to which this document relates is available only to relevant persons and will be engaged in only with relevant persons.

BBVA Hong Kong Branch (CE number AFR194) is regulated by the Hong Kong Monetary Authority and the Securities and Futures Commission of Hong Kong. In Hong Kong this report is for distribution only to professional investors within the meaning of Schedule 1 to the Securities and Futures Ordinance (Cap 571) of Hong Kong.

This document is distributed in Singapore by BBVA's office in this country for general information purposes and it is generally accessible. In this respect, this document does not take into account the specific investment goals, the financial situation or the need of any particular person and it is exempted from Regulation 34 of the Financial Advisors Regulation ("FAR") (as required in Section 27 of the Financial Advisors Act (Chapter 110) of Singapore ("FAA")).

Garanti Securities headquarters is in Istanbul, Turkey and is regulated by Capital Markets Board (Sermaye Piyasası Kurulu - SPK, [www.spk.gov.tr](http://www.spk.gov.tr))

BBVA, BBVA Bancomer, BBVA Chile S.A., BBVA Colombia S.A., BBVA Continental, BBVA Securities and Garanti Securities are not authorised deposit institutions in accordance with the definition of the Australian Banking Act of 1959 nor are they regulated by the Australian Prudential Regulatory Authority (APRA).

#### General Disclaimer for Readers Accessing the Report through the Internet

---

##### Internet Access

In the event that this document has been accessed via the internet or via any other electronic means which allows its contents to be viewed, the following information should be read carefully:

The information contained in this document should be taken only as a general guide on matters that may be of interest. The application and impact of laws may vary substantially depending on specific circumstances. BBVA does not guarantee that this report and/or its contents published on the Internet are appropriate for use in all geographic areas, or that the financial instruments, securities, products or services referred to in it are available or appropriate for sale or use in all jurisdictions or for all investors or counterparties. Recipients of this report who access it through the Internet do so on their own initiative and are responsible for compliance with local regulations applicable to them.

Changes in regulations and the risks inherent in electronic communications may cause delays, omissions, or inaccuracy in the information contained in this site. Accordingly, the information contained in the site is supplied on the understanding that the authors and editors do not hereby intend to supply any form of consulting, legal, accounting or other advice.

All images and texts are the property of BBVA and may not be downloaded from the Internet, copied, distributed, stored, re-used, re-transmitted, modified or used in any way, except as specified in this document, without the express written consent of BBVA. BBVA reserves all intellectual property rights to the fullest extent of the law.