

Economic Watch

Turkey: Economic activity “bottoming out” signals broaden

Ali Batuhan Barlas / Adem Ileri / Serkan Kocabas / Seda Guler Mert / Alvaro Ortiz

Turkish Industrial Production (IP) increased by 1% mom in seasonal and calendar adjustment terms in January after five months in a row of monthly negative contractions. Industrial Production contracted by 7.3% in year growth rates in line with our expectations but lower than consensus (-8% Consensus vs. -7.1% BBVA Research). Including this data, our monthly GDP indicator (GBTRGDPY Index at Bloomberg) nowcasts a contraction of 2.2% yoy growth in February (with 37% info) signaling a bottoming-out after December and January (both at -3.0). The stabilizing IP trend, the limited recovery in confidence indicators, the already positive annual growth rates in credit growth and the deceleration in the contraction of intermediate goods imports all signal that the economy has already reached the trough of the business cycle during the last quarter of 2018. We maintain our GDP growth forecast at 1% for 2019 on the basis of the bottoming out and the positive statistical base in the second half of the year.

January Industrial Production join bottoming-out signals...

The monthly increase of 1% in IP was supported by all the sub-sectors but mainly the intermediate goods products, which is a good signal for further recovery in the coming months. In this respect, IP’s stabilizing trend stems from the intermediate goods, which is followed by the consumer goods production. In sectorial details, the recovery is still not broad-based while the manufacturing sector backs the recent limited pick-up. The production of other transportation (mostly defense items) and other manufacturing sector gave the main positive contributions (almost 1pp in total), while the deceleration in the contractions of fabricated metal, food and electrical equipment were the other prominent supportive factors. Our nowcasting demand subcomponents (see graphs 6-8) show that the contraction in domestic demand started to curve after the slight recovery in consumption and somehow stabilization in investment. Despite some downside risks on poorer than expected 4Q18 data and uncertainties and still uncertainty of the real effects of the recent pick up in credit growth, we maintain our forecasts of the bottoming out during the first of this year and positive growth rates in the second half thanks to the impulses and a positive base effect.

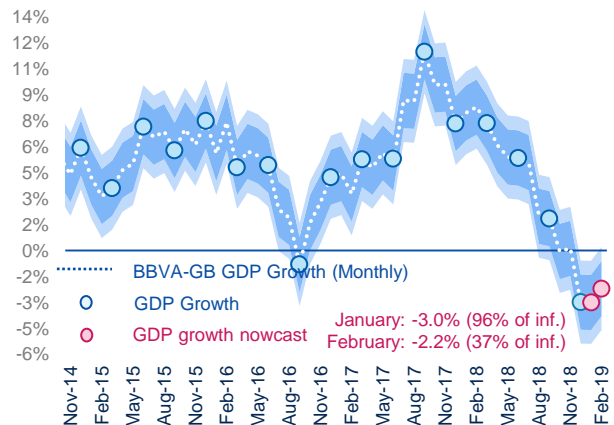
Chart 1 Activity Indicators (3MA, YoY)*

Mean	2018						2019	
	Jul	Aug	Sep	Oct	Nov	Dec	Jan	Feb
Industrial Production	7.3	5.4	-0.7	-0.1	-4.2	-2.9	-7.3	-8.1
Non-metal Mineral Production	6.8	2.5	-5.2	-4.6	-11.3	-11.8	-9.7	-22.9
Electricity Production	4.7	1.8	0.5	0.2	-1.2	-0.9	-1.8	-1.2
Auto Sales	5.2	-29.6	-42.1	-51.5	-66.5	-61.2	-52.4	-45.3
Tourist Arrivals	6.0	21.0	17.7	14.7	8.8	20.5	20.8	13.2
Number of Employed	3.8	2.1	1.9	1.5	1.1	0.3		
Number of Unemployed	1.9	0.6	4.1	6.7	10.9	15.4		
Auto Imports	6.8	-35.3	-50.9	-59.3	-69.9	-61.0	-53.0	-45.3
Auto Exports	9.1	24.3	9.5	5.3	4.8	10.9	1.9	-0.7
Retail Sales	5.9	4.5	1.8	0.0	-3.5	-4.6	-7.4	-7.8
Manufacturing PMI	51.2	49.6	46.4	42.7	44.3	44.7	44.2	46.4
Total Loans growth 13-week	11.1	8.9	1.2	-4.3	-8.8	-9.6	-9.7	-3.1
Real Sector Confidence	106.0	102.7	96.4	89.6	87.6	92.8	91.5	93.0
MICA Forecast GDP YoY							-3.0%	-2.2%

Contraction Slow-down Growth Boom

Source: BBVA Research Turkey Monthly GDP Model, Turkstat *Mean from 2010 now onwards

Chart 2 BBVA Research Turkey Monthly GDP (3MA, YoY)*

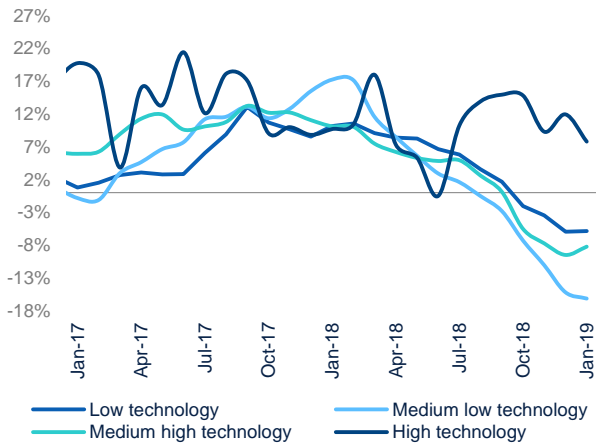


*BBVA-Research Turkey monthly GDP is dynamic factor model (DFM) synthesizing high-frequency indicators to proxy monthly growth of GDP. Source: BBVA-Garanti Monthly GDP Model, Turkstat

We maintain our 2019 growth estimate at 1%

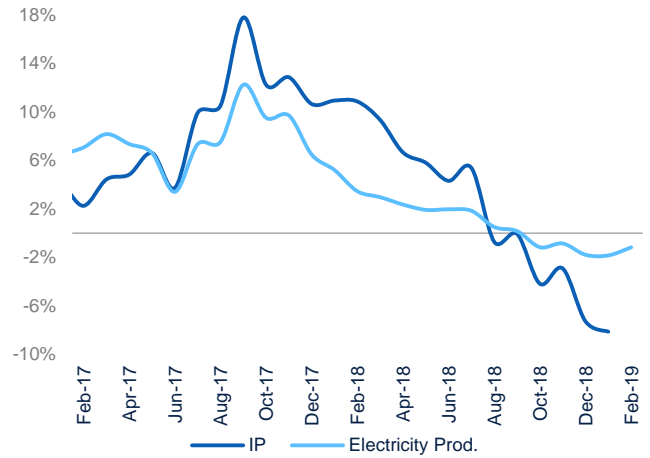
Today’s data is another signal that we have already reached the trough of the business cycle but it is still early to draw a clear picture since there could be risks on both directions. The duration of the recovery will depend on the policies in the near future and external financial factors. Though, we maintain our 1% growth estimate for 2019 as the recent impulses and strong favorable base effects could balance the downside risks coming from corporates balance sheets and global and geopolitical uncertainties.

Chart 3 IP Growth- Technology Groups (3MA, YoY)



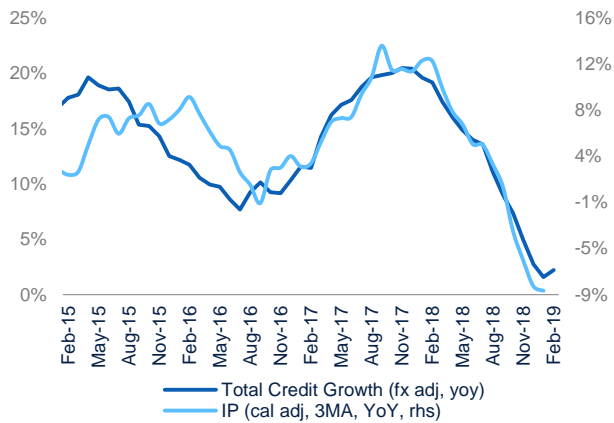
Source: BBVA Research Turkey, Turkstat

Chart 4 IP & Electricity Production (3MA, YoY)



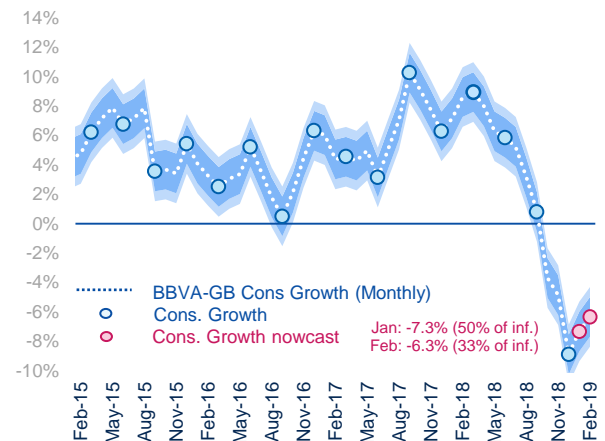
Source: BBVA-Research Turkey, Turkstat, TETC

Chart 5 IP & Credit Growth (3MA, YoY)



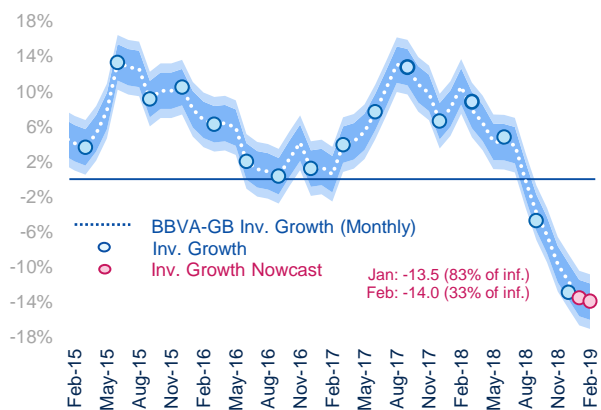
Source: BBVA-Research Turkey, Turkstat, CBT, AMA

Chart 6 Monthly Consumption Nowcast (3MA)



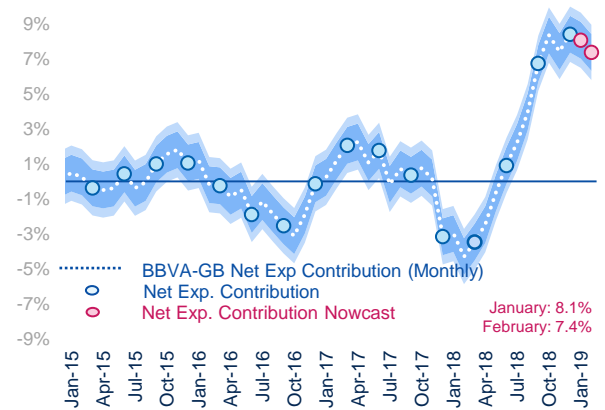
Source: BBVA Research Turkey Monthly GDP Model, Turkstat

Chart 7 Monthly Investment Nowcast (3MA)



Source: BBVA Research Turkey Monthly GDP Model, Turkstat

Chart 8 Monthly Net Exports Nowcast (Annual cont.)



Source: BBVA Research Turkey Monthly GDP Model, Turkstat

DISCLAIMER

This document has been prepared by BBVA Research Department, it is provided for information purposes only and expresses data, opinions or estimations regarding the date of issue of the report, prepared by BBVA or obtained from or based on sources we consider to be reliable, and have not been independently verified by BBVA. Therefore, BBVA offers no warranty, either express or implicit, regarding its accuracy, integrity or correctness.

Estimations this document may contain have been undertaken according to generally accepted methodologies and should be considered as forecasts or projections. Results obtained in the past, either positive or negative, are no guarantee of future performance.

This document and its contents are subject to changes without prior notice depending on variables such as the economic context or market fluctuations. BBVA is not responsible for updating these contents or for giving notice of such changes.

BBVA accepts no liability for any loss, direct or indirect, that may result from the use of this document or its contents.

This document and its contents do not constitute an offer, invitation or solicitation to purchase, divest or enter into any interest in financial assets or instruments. Neither shall this document nor its contents form the basis of any contract, commitment or decision of any kind.

In regard to investment in financial assets related to economic variables this document may cover, readers should be aware that under no circumstances should they base their investment decisions in the information contained in this document. Those persons or entities offering investment products to these potential investors are legally required to provide the information needed for them to take an appropriate investment decision.

The content of this document is protected by intellectual property laws. It is forbidden its reproduction, transformation, distribution, public communication, making available, extraction, reuse, forwarding or use of any nature by any means or process, except in cases where it is legally permitted or expressly authorized by BBVA.

BBVA Research Turkey Unit

Chief Economist

Álvaro Ortiz

alvaro.ortiz@bbva.com

Adem İleri

ademil@bbva.com

Serkan Kocabas

serkankoc@bbva.com

Ali Batuhan Barlas

albari@bbva.com

Yigit Engin

yigite@bbva.com

Deniz Ergun

denizer@bbva.com

Pelin Ayranci

Pelin.ayranci@bbva.com

Seda Guler Mert

sedagul@bbva.com

ENQUIRIES TO:

BBVA Research: Calle Azul, 4 Edificio La Vela, Floors 4 & 5 28050 Madrid, Spain

Tel. +34 91 374 60 00 y +34 91 537 70 00 / Fax (+34) 91 374 25

bbvaresearch@bbva.com www.bbvaresearch.com

