



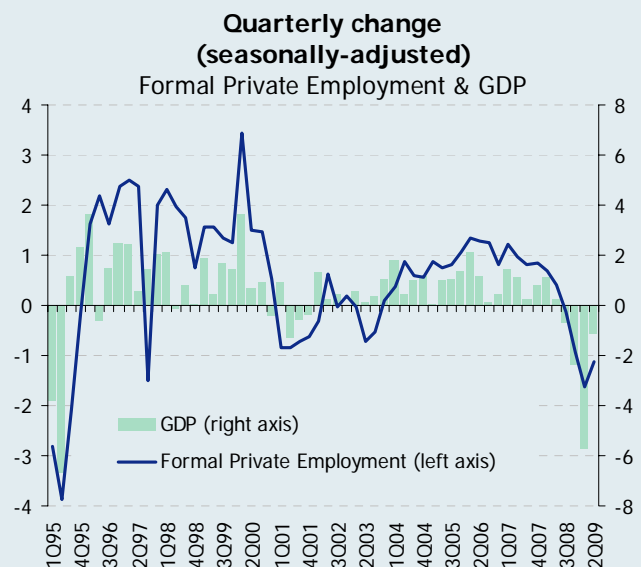
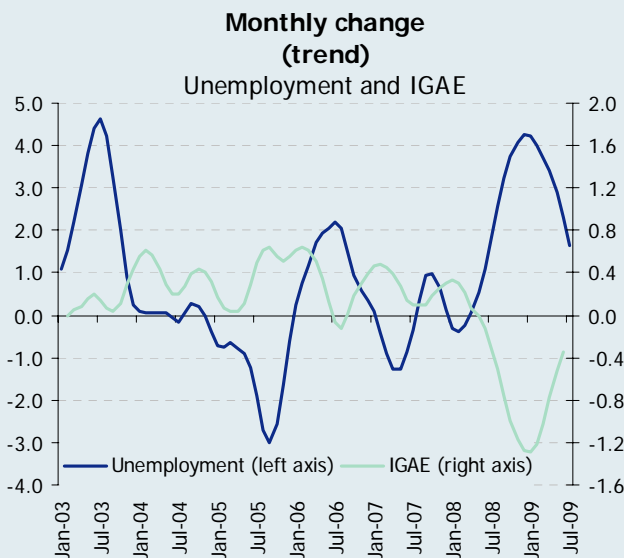
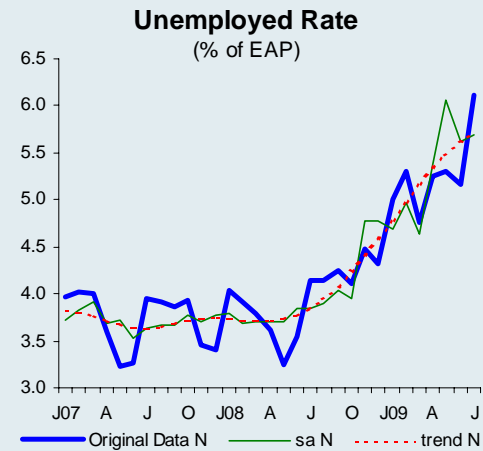
Economic Activity Observatory

August 26, 2009

Unemployment rate leans towards stabilization: 5.62% and 5.70% in June and July respectively (seasonally-adjusted)

- Although compared to the previous year the July unemployment rate recorded a fall of almost two percentage points (6.12% vs. 4.15% respectively), in monthly and seasonally-adjusted terms, the fall in unemployment is coming to a stop. Also, although the July rate is slightly higher than the June rate, both are lower than May (when the effects of the swine flu outbreak were felt) and there is a curb in the trend series slope.
- These results are in keeping with changes in formal employment (IMSS policy holders), which stopped its rate of decline, and with changes in the IGAE (economy activity index) and goods exports, which recorded a similar trend. This is a likely indicator that the recession has touched bottom and that the start of a recovery is possible.
- Outlook: Employment is a variable intrinsically linked to economic activity but with a lag in time. We forecast a gradual, yet sustained recovery over the coming months, with the necessary seasonal adjustments for this variable.
- The adjustment in employment observed in the current adjustment period has been considerably lower than expected given the rate of decline in activity recorded so far.

	Unemployed Rate (%)			
	National		Urban	
	Original	sa	Original	sa
2008				
July	4.15	3.84	5.21	4.73
2009				
May	5.17	5.62	6.42	6.66
July	6.12	5.70	7.68	7.18
June, % Change				
Annual	1.97	1.86	2.47	2.453
Monthly	0.95	0.08	1.26	0.52



Source: BBVA BANCOMER with INEGI data
Notes: sa = seasonally-adjusted