

Mexico

# Weekly Watch

January 28, 2011

## Next week...

### Economic Analysis

Iván Martínez  
ivan.martinez.2@bbva.bancomer.com

Arnoldo López Marmolejo  
arnoldo.lopez@bbva.bancomer.com

### Banxico starts publishing the minutes of its monetary policy meetings: more information to reinforce communication

The most significant event of the coming week is the publication of the minutes of the Board of Governors of Banxico's monetary policy meeting. This will increase transparency and improve communication with the public, which is essential for achieving inflation objectives. As a result, on 4 February we will find out in greater detail than we would from the previous press release the factors which most influenced the decision of the members of the Board of Governors to hold the bank lending rate at 4.5%. At present we do not know how the minutes will be structured or what they will contain; however, they will be published 10 working days following the announcement of the monetary policy decision, and they may mention the distribution of voting in the decision making, without specifying how the individual members voted. Similar communications by other central banks provide us with some indicators. In the cases of the Bank of England (BoE) and the US Federal Reserve (FED), the minutes provide a review of the current financial and economic situation, both domestically and, in broad-brush terms, internationally. These minutes have few references to specific figures, but there is an evaluation at the start of each paragraph of each of the sectors and aspects analyzed. The minutes then describe the positions of the members of the monetary policy committee, both for the current situation and the economic outlook, subsequently detailing how each member then voted on the monetary policy decisions.

*[continued on next page]*

### Market Analysis

Octavio Gutiérrez Engelmán  
o.gutierrez3@bbva.bancomer.com

### Increased holding of Cetes federal government bonds by foreigners and closing of short positions on the peso favored by global risk

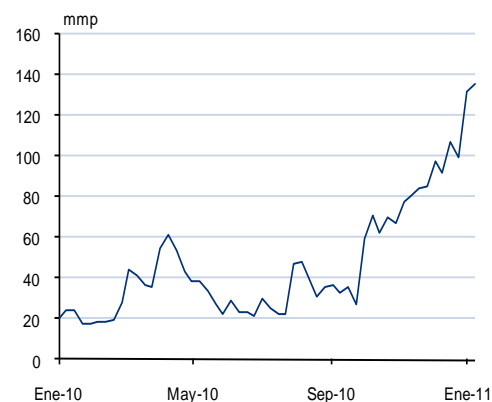
During the first two weeks of January, foreign investors continued increasing their holdings of Cetes federal government bonds, taking this to 24% of the total (7% at the start of September last year) seeking out arbitrage opportunities on rates. This is consistent with a bias towards appreciation of the currency which continued throughout the week to Thursday, 27. On Friday the currency depreciated by 1.2% against the dollar despite the good US growth figures as a result of the closing of positions before the end of the month, and because of perceptions of increased global risk because of events in Egypt.

Chart 3  
Monetary Policy Calendar 2011

	Monetary Policy Meetings	Monetary Policy Minutes	Inflation reports
January	21		
February		4	9
March	4	18	
April	15	29	
May	27		11
June		10	
July	8	22	
August	26		10
September		9	
October	14	28	
November			9
December	2	16	

Source: Banxico

Chart 2  
Holding of Cetes bonds by foreign investors (billion pesos)



Source: BBVA Research with Banxico data

Economic Analysis

Iván Martínez  
ivan.martinez.2@bbva.bancomer.com

Arnoldo López Marmolejo  
arnoldo.lopez@bbva.bancomer.com

Cecilia Posadas  
c.posadas@bbva.bancomer.com

## Calendar: Indicators

### Banxico minutes[continued] Friday, February 4

The Federal Reserve also details the voting on the text of the minutes released to the public following the meeting. In Latin America, similarly but more concisely, the Bank of Chile places more emphasis on the members' discussion of the domestic and international economic and financial situation, the policy options available and their justification. Unlike the BoE and the FED, only the names of those members who support the majority decision are published, and not those of the members who vote against. Finally, in Brazil, the review of domestic and international economic activity and inflation is based on a huge amount of current data, whilst the monetary policy section describes the position of the committee with regard to this environment. Finally, it gives the overall results of voting, without stating how each member voted.

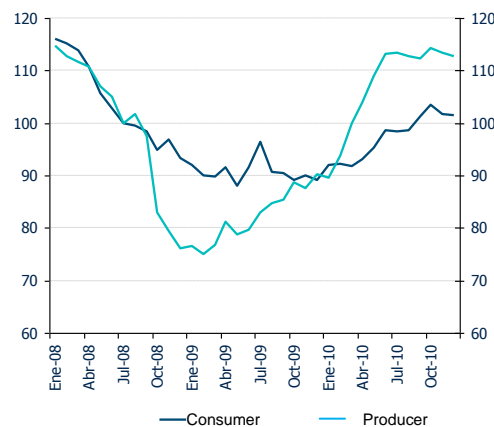
### Consumer and producer confidence in January

**Producer: Thursday, 3.0% m/m 25.9% y/y SA.**

**Consumer: Friday 4, -0.7% m/m, 9.5% y/y SA**

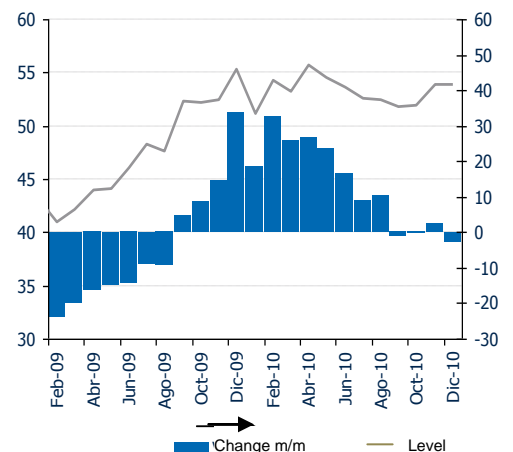
At the end of this week we will receive the first indications of the 2011 outlook for manufacturing producers and consumers. These two indicators of confidence have behaved very differently since the crisis: whilst producer confidence has recovered to pre-recession levels, consumer confidence remains anchored at levels well below those prior to the crisis. Given the recent dynamics in industrial activity in the United States, and based on changes in recent months in the producer confidence index, and sub-indices such as expected orders, it is likely that confidence will have remained flat at the end of the year, and that it will bounce back once there is a clearer and more positive outlook for data such as US payroll or improved US domestic demand. In this context, consumer confidence may contract slightly, as it has over the past two months. Once again, it will play a key role in the performance of employment and household purchasing power, which we expect to improve gradually as inflation converges on the Banxico target.

Chart 3  
**Confidence: consumer and producer (Indices, Jul 08=100)**



Source: BBVA Research and Banxico

Chart 4  
**Manufacturing Orders Indicator: Expected volume of orders (Level and m/m % change)**



Source: BBVA Research and Banxico

Market Analysis

**Macro Latam Strategy**  
Chief Strategist  
**Octavio Gutiérrez Engemann**  
o.gutierrez3@bbva.bancomer.com  
+5255 5621 9245

**Equity Latam**  
Chief Analyst  
**Rodrigo Ortega**  
r.ortega@bbva.bancomer.com  
+52 55 5621 9701

**FX Latam**  
Chief Strategist  
**Moises Junca, CFA, CMT**  
moises.junca@bbva.bancomer.com  
+5255 5621 9380

**Claudia Ceja**  
claudia.ceja@bbva.bancomer.com  
+5255 5621 9715

**Fixed Income Analysis Mexico**  
Chief Strategist  
**Ociel Hernández**  
o.hernandez@bbva.bancomer.com  
+5255 5621 9616

**Liliana Solís**  
liliana.solis@bbva.bancomer.com  
+5255 5621 9877

**Technical Analysis**  
**Alejandro Fuentes**  
a.fuentes@bbva.bancomer.com  
+52 55 5621 9975

Markets

**Foreign investors increase their holding of Cetes bonds significantly in search of arbitrage opportunities**

The short stretches of the Cetes bond curve are not consistent with the current bank lending rate; this is the result of a strong appetite by foreign investors for arbitrage opportunities which has resulted in the rate on 1 month paper being over 15 bp below the 1 day rate. This distortion of the curve has spread; in other words, the yield on the 1 day instrument is 3 bp above the 3 month yield. This increase in demand is reflected in a significant increase in the holding of Cetes bonds by foreign investors, which had reached 135.4 billion pesos on 13 January, an increase of 283% on holdings at the start of September 2010 –up from 7% of the total to 24%. Having said this, the short stretch of the Cetes bond curve is at over-bought levels; we therefore see little value in this stretch of the curve and continue recommending positions with longer durations.

**Closing of short positions in USD in the face of political risks, accentuated by month-end adjustment, resulting in flows to emerging currencies**

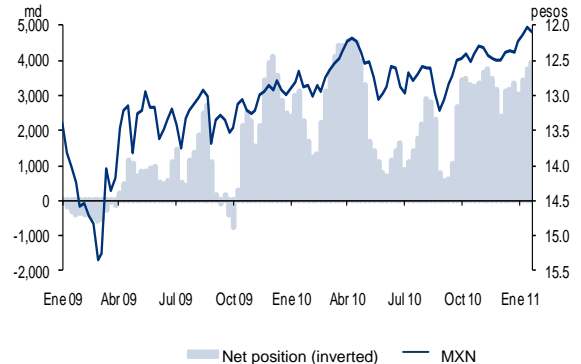
Whilst the peso maintained a positive bias over the last week, the currency closed on Friday with a depreciation of 1.2%, at around 12.20. This occurred despite favorable 4Q10 US growth figures (3.2% quarterly annualized, consensus: 3.5%, BBVA Research: 3.3%) which was an improvement on the previous quarter -2.6%- and represents a solid performance which in principle should have moved us towards the region of 12.02. We see two elements behind this development: 1) end of the month closing of short positions in USD (the net USD short position vs. EUR, JPY, GBP, CAD, AUD CHF and MXN in the CME stood at US\$22.1 bn last Tuesday, whilst the long position on MXN was US\$3.9 bn); and 2) risk aversion in global markets resulting from political tension in Egypt. This movement was also reflected in the implicit volatility of MXN (up 0.70 vegas for 1M), which is in line with the 24% increase in the VIX index. We consider that if this global risk aversion continues, we could see movement towards the region of 12.28. However, we would expect that following the adjustment on Friday, many of the MXN long positions will have been unwound and we would expect a technical adjustment (subject as in recent months to the performance of US share indices and economic data).

Chart 5  
**Holding of Cetes bonds by foreign investors (billion pesos)**



Source: BBVA Research with Banxico data

Chart 6  
**Peso, non-commercial long position (US mn)**



Source: BBVA Research with data from Bloomberg

Mexico City, January 28, 2011

Market Analysis  
Equities

Technical Analysis

Alejandro Fuentes Pérez (\*)  
a.fuentes @bbva.bancomer.com  
5255 5621 9705

(\*) Writer(s) of the report

Technical Analysis  
CPI Stock Market Index



Source: BBVA, Bancomer, Bloomberg

IPC: The IPC index continues to be below its 10, 30 and 50 day moving averages and may continue the adjustment movement to the next support zone, which would place it between 36,500 pts and 35,850 pts. This latter level corresponds to 61.8% under the Fibonacci model, and may represent a significant floor for the market. Even though the negative movement in the USA may have only just begun, the differential between the IPC and the Dow leads us to believe that this floor (2% below the current level) may be respected.

Previous rec: The adjustment of the market may extend into the future and the IPC will reach new floors, which we expect to be 37,000 pts, 36,500 pts and 36,000 pts.

MXN




Source: BBVA Bancomer, Bloomberg

MXN: The currency ended the week with a bounce back which took it above the 10 day moving average until it met with resistance at the 30 day moving average (P\$12.19). We consider that there is still a possibility of an upward breakthrough of this level to a next level at P\$12.40. There are good signals from the oscillating indicators.

Previous Rec: Short-term oscillating indicators, as well as the moving averages of 10 and 30 day spreads, suggest a technical rebound with resistance at P\$12.10 and P\$12.25.

3-YEAR M BOND



Source: BBVA, Bancomer, Bloomberg

3-YEAR BOND: (yield): Reached resistance at 6% and starting an adjustment. The very wide dispersal between the 10 and 30 day moving averages suggests that it may return to the 5.55% zone.

Previous Rec: Resistance in the zone between 6% and 6.2% with high levels of short-term overbuying.

10-YEAR M BOND



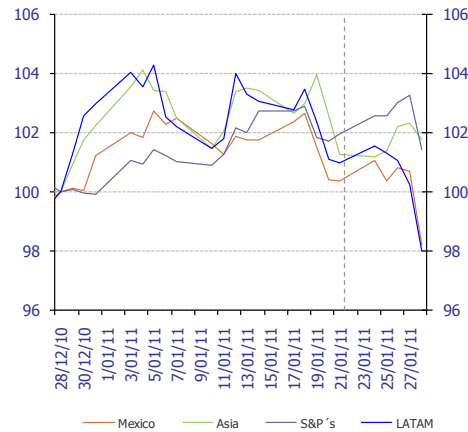
Source: BBVA, Bancomer, Bloomberg

10-YEAR M BOND (yield): Resistance encountered at 7.4% although at the moment we would only consider a return to the support level of 7.1%.

Previous Rec: Next resistances at 7.5% and 7.75%.

## Markets

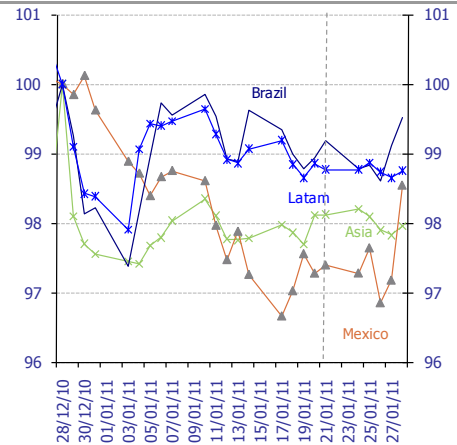
Chart 5  
**Stock markets: MSCI indices (December 28, 2010 index = 100)**



Source: Bloomberg & BBVA Research

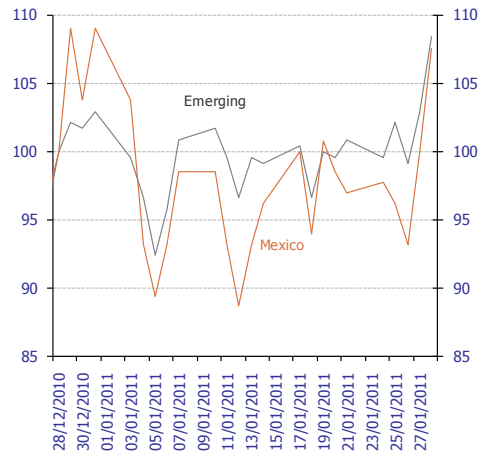
Generalized fall across stock markets and peso depreciation towards the end of the week, despite good US GDP growth figures for 4Q10, because of increased perception of global risks.

Chart 6  
**Currencies: rates against the dollar (Dec 28, 2010 index = 100)**



Source: Bloomberg and BBVA Research. Note: LATAM includes Argentina, Brazil, Chile, Colombia and Peru. Asia includes the Philippines, South Korea, Taiwan, Singapore, Indonesia and Thailand. Non-weighted averages.

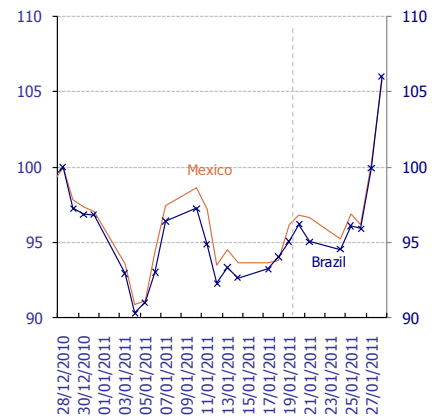
Chart 7  
**Risk: EMBI+ (December 28, 2010 index = 100)**



Source: Bloomberg and BBVA Research.

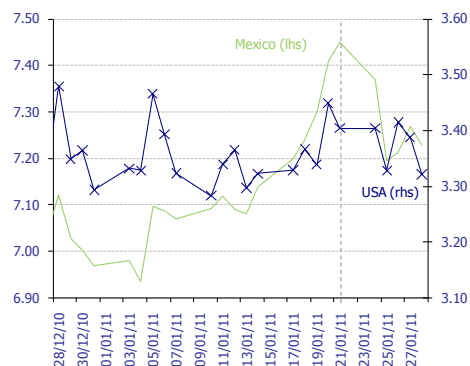
Increase in risk aversion at the end of the week due to increased geopolitical risk

Chart 8  
**Risk: 5-year CDS (Dec 28 index=100)**



Source: Bloomberg and BBVA Research.

Chart 9  
**10-year interest rates\*, last month**



Source: Bloomberg and BBVA Research

Fall in US rates as a result of flight to quality. Rates in Mexico are falling influenced by US rates and despite the depreciation of the peso

Chart 10  
**Carry-trade Mexico index (%)**

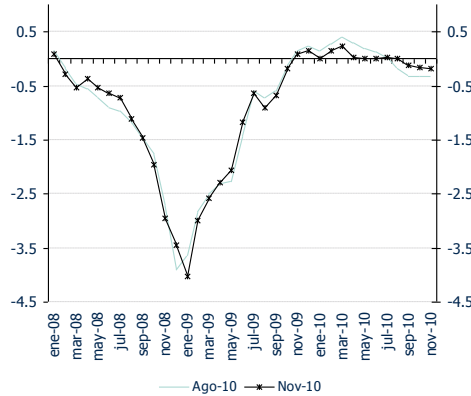


Source: Bloomberg and BBVA Research

## Activity, inflation, monetary conditions

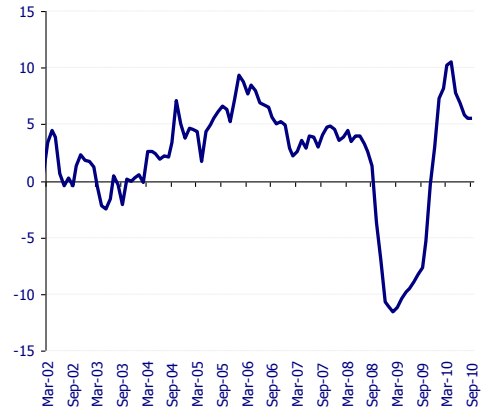
Economic activity in Mexico has improved, but the pace of recovery appears to have slowed

Chart 11  
**Economic Cycle Indicator (Standardized)**



Source: BBVA Research with data from INEGI, AMIA and BEA  
Weighted sum of 21 different activity indicators, expenditure and expectations, based on trend series.

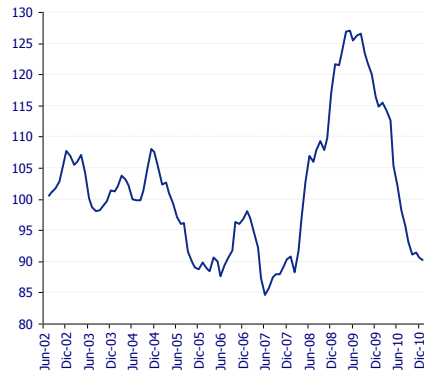
Chart 12  
**Advance Indicator of Activity (% y/y change)**



Source: INEGI

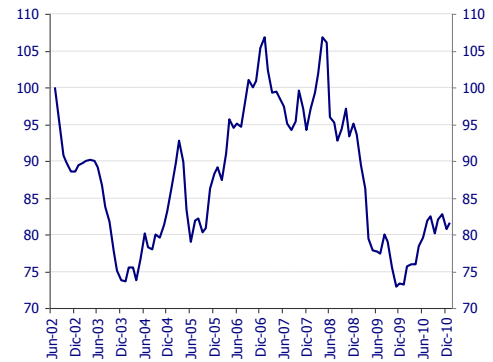
Inflation surprises decreased throughout most of 2010, while activity surprises moderated.

Chart 13  
**Inflation Surprises Index (July 2002=100)**



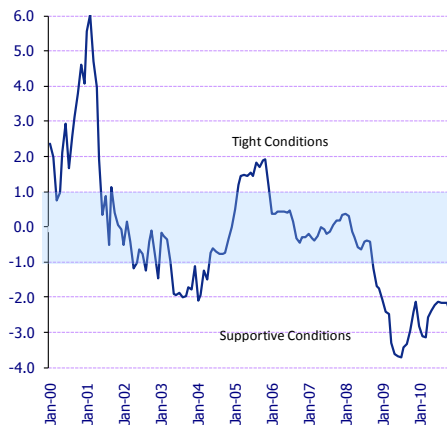
Source: BBVA Research with data from Banxico from the monthly surveys on the expectations of economic specialists in the private sector.

Chart 14  
**Activity Surprise Index (2002=100)**



Source: BBVA Research with data from Bloomberg. Difference between recorded data and the Bloomberg consensus for seven activity variables in Mexico. Standardized index. Rises (falls): positive (negative) surprises.

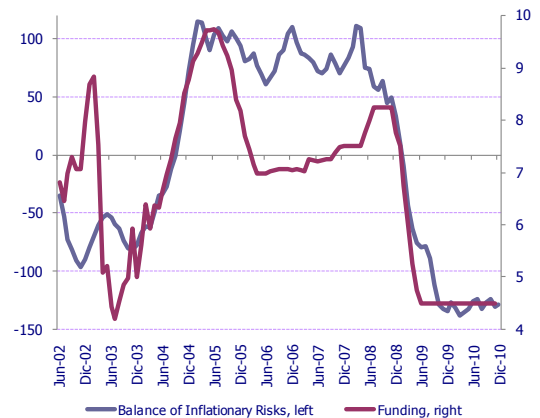
Chart 15  
**Monetary Conditions Index**



Source: BBVA Research

The monetary conditions in which the economy is moving are accommodative. No upward movements are therefore expected to the reference rate in the short term

Chart 16  
**Balance of Inflationary Risks\* and Funding (standardized and %; monthly averages)**



Source: BBVA Research. \*Standardized, weighted index (between inflation and economic growth); uses economic indicators for activity and inflation. A rise in the IBR signals greater weight of inflationary risks over those of growth and, therefore, more likelihood of monetary restriction

**IMPORTANT DISCLOSURES****Analyst Certification**

I, Moisés Junca, Claudia Ceja, Ociel Hernández, Liliana Solís, Alejandro Fuentes, Edgar Cruz y Octavio Gutiérrez Engelmann, hereby certify that the views expressed in this research report accurately reflect my personal views about the mentioned corporation(s) and its (their) securities. I also certify that I have not been, am not, and will not be receiving direct or indirect compensation in exchange for any specific recommendation in this report.

Rating, target price and price history information for the companies that are the subject of this report are available at [www.bancomer.com](http://www.bancomer.com)

**Receipt of Compensation / Provision of Services current as of 1/18/11**

Management or Co- Management of Public Offering. Within the past twelve months, BBVA Bancomer, S.A., Institución de Banca Múltiple, Grupo Financiero BBVA Bancomer ("BBVA Bancomer"), and/or its affiliates, have participated as manager or co-manager in public offerings, and received compensation for these services, of the company(ies), which is(are) the subject of this report: **Actinver, Banco Interacciones, Banco Inbursa, BNP, Bimbo, Cemex, Comisión Federal de Electricidad, Corporación Interamericana de Inversiones, Chedraui, Daimler, Embotelladoras Arca, El Puerto de Liverpool, Ferrocarril Mexicano, Fonacot, GE Capital Bank, General Electric, GMAC, Hipotecaria su Casita, Maxcom, Megacable, Nemark, NRF(Nissan), OHL, Paccar, Pemex, Posadas, Prudential Fiancial, Ruba, Telmex Internacional, Telefónica Móviles México, Toyota, Urbi, VWLease.**

Investment Banking Compensation. Within the past twelve months, BBVA Bancomer, and/or its affiliates, have received compensation for investment banking, common representation and credit related services from the Company/ies, which is(are) the subject of this report: **Acciona, Aeromexico, Agropecuaria Santa Genoveva, Alsea, América Móvil, Asur, Avicola Pilgrim's Pride de Mexico, Axtel, Bancomext, Banco de Credito e Inversiones, Banorte, BMV, Cemex, Cencosud, CIE, Cintra, Colbun, Comercial Mexicana, Comisión Federal de Electricidad, Concesionaria Mexiquense, Consorcio Comex, CAF, Controladora de Farmacias, Copamex, Coppel, Corporación Geo, Corporativo Arca, Corporación Moctezuma, Credito Inmobiliario, Daimler Chrysler de México, Dine, El puerto de Liverpool, El palacio de Hierro, Elementia, Empresas Cablevisión, Endesa (Chile), Facileasing, Factoring Corporativo, Farmacias Benavides, FCC, Femsa, Ferrosur, Filtrona, Fomento de Infraestructura Turistica Cancun, GEO, Gruma, Grupo Alfa, Grupo Ara, Grupo Brescia, Grupo Bimbo, Grupo Carso, Grupo Casa Saba, Grupo Cementos de Chihuahua (GCC), GAP, Grupo Comercial Chedraui, Grupo Collado, Grupo Comercial Gomo, Grupo Dermot, Grupo Elektra, Grupo Famsa, Grupo Femsa, Grupo Financiero Inbursa, Grupo R, Grupo Scotiabank, Grupo Herdez, Grupo ICA, Grupo La Moderna, GMAC, Grupo Maseca, Grupo México, Grupo Posadas, Grupo R, Grupo Sanborns, Grupo TMM, Grupo Videomax, Grupo Xignux, Hilasal Mexicana, Homex, HSBC, Holcim (Apasco), Hylsamex, Imsa/Tarida/Ternium, Industrias Bachoco, Hipotecaria Casa Mexicana, Hipotecaria su Casita, Industrias Aluprint, Industrias CH, Industrias Peñoles, Inmobiliaria Ruba, Inter ceramic, Kansas City Southern de México, Kaupthing Bank, Kimberly Clark México, Lamosa, Liverpool, Mabe, Manufacturas Kaltex, Medica Sur, Megacable, Mexichem, Minera los Pelambres, Molymet, Municipio de Aguascalientes, Nadro, Nafin, NRF México, Nemark, OHL, Paccar, Pasa, Pemex, Petrotemex, Pimsa, Plavicom, Prolec GE, Ruba, Sare, Sears, Sigma, Simec, Scotia Bank Inverlat, Techint, Telefónica CTC, Telefónica Móviles, Telint, Tenaris, Toyota, Urbi, Value, Volcan Cia Minera, VWLease.**

**Expected Investment Banking and services Compensation.** In the next three months, BBVA Bancomer, and/or any of its affiliates, expects to receive or intends to seek compensation for investment banking, common representation and credit related services from the company (ies) discussed in this report.

BBVA Bancomer acts as market maker/specialist in: **MexDer Contrato de Futuros (Dólar de Estados Unidos de América (DEUA), TIIE de 28 días (TE28), Swap de TIIE, CETES de 91 días (CE91)), Bonos M, Bonos M3, Bonos M10, Índice de Precios y Cotizaciones de la BMV (IPC), Contrato de Opciones (IPC, Acciones América Móvil, Cemex, CPO, Femsa UBD, Gcarso A1, Telmex L).**

BBVA acts as market maker/specialist in Latibex: **Alfa, AMX, Corporación Geo, Grupo Modelo, ICA, Sare, Telmex.**

**BBVA Bancomer**, is recognized by Mexico's Finance Ministry as a market improver and acts as a market maker/specialists in MEXDER, Mercado Mexicano de Derivados.

## Ownership Positions

**BBVA Bancomer**, and/or its affiliates holds, directly or indirectly, at least 1 % of the equity capital of the following company/ies whose shares are open to negotiation in organized markets and which is(are) the subject of this report: **BOLSA, CEMEX VENEZUELA, GAP, GRUPO VIDEOVISA, MAXCOM TELECOMUNICACIONES, PASA, PROMOTORA Y OPERADORA DE INFRAESTRUCTURA.**

**BBVA Bancomer**, and/or its affiliates hold(s), directly or indirectly; as of the end of the last quarter, at least a 10 % of its investment portfolio, or 10% of the amount issued, of the securities or underlying investments issued by the companies which is(are) the subject of this report: **AXTEL.**

## Other Disclosures

To the best of BBVA Bancomer's knowledge, a Member of its Board, its CEO or Senior Manager holding a direct reporting position to BBVA Bancomer's CEO holds a similar position in any of the following company/ies which is(are) the subject of this report: **Alfa, Asea, Amx, Asur, Bimbo, CMR, Dine, Femsa, GAP, Gmodelo, Grupo financiero Inbursa, Grupo Carso, Grupo Posadas, Hogar, Invex, Kof, Kuo, Liverpool, Maseca, Oma, Peñoles, Sanborns Hermanos, Sears Roebuck, Telecom, Telefónica Móviles México, Telmex, Tenaris, Tlevisa, Urbi, Vitro.**

## Additional Information and Disclaimer

### Ratings and Price Targets

As of December 31, 2010, for the whole universe of companies which BBVA Bancomer has under coverage there are **48%** Buy ratings (including "Buy" and "Outperform"), **0%** Neutral ratings and **52%** Sell ratings (including "Sell" and "Underperform"). BBVA Bancomer or any of its affiliates has rendered Investment Banking services or participated as manager and/or co-manager in public offerings in **57%** of the Buy ratings, **0%** of the Neutral ratings and in **43%** of the Sell ratings.

Ratings are set on a six-month or year-end basis against the relevant benchmark. BBVA Bancomer issues three equity recommendations: **Outperform:** Upside potential of more than 5% vs. the market. **Neutral:** Stock is expected to perform in line with the market (+/-5%). **Underperform:** Expected downside of at least 5% vs. the market:

Recommendations reflect the stock's expected performance vs the market, within a specified period. This performance may be explained by the fundamental stock valuation method and other factors. The fundamental stock valuation method used by BBVA Bancomer S.A., is based on a combination of one or more generally accepted financial analysis methodologies, which may include, multiples, discounted cash flows, sum of parts or any other methodology that applies to the particular case. Notwithstanding other factors include newsflows, benefit timing, M & A's and market's appetite in a given sector. These factors can lead to a recommendation contrary to that indicated by the simple fundamental valuation results and its comparison with direct quotations.

This document and the information, opinions, estimates and recommendations expressed herein, have been prepared by BBVA Global Markets Research an affiliate of Banco Bilbao Vizcaya Argentaria, S.A. (BBVA) and/or BBVA Bancomer, to provide their or its customers with general information as of the date of the report and are subject to changes without prior notice. BBVA Bancomer is not liable for giving notice of such changes or for updating the contents hereof. This document and its contents do not constitute an offer, invitation or solicitation to purchase or subscribe to any securities or other instruments, or to undertake or divest investments. Neither shall this document nor its contents form the basis of any contract, commitment or decision of any kind. For more information please contact the persons included in the directory of this document.

The determination of a price target does not imply any warranty that it will be attained. For a discussion of the risks associated with the attainment of price targets, which depend on intrinsic and extrinsic factors that affect both the performance and trends prevailing in the market on which the recommended securities is traded and/or offered, please refer to our recently published documents, which are available via e-mail, contact our analysts or visit our internet site [www.bancomer.com](http://www.bancomer.com).

Investors who have access to this document should be aware that the securities, instruments or investments to which it refers may not be appropriate for them due to their specific investment goal, financial position or risk profile, for these have not been taken into account in the preparation of this report. Therefore, investors should make their own investment decisions considering the said circumstances and obtaining such specialized advice as may be necessary. Investors should note that the past performance of securities or instruments or the historical results of investments do not guarantee future performance. The market prices of securities or instruments or the results of investments could fluctuate against the interests of investors. investors should be aware that they could even face a loss of their investment.



The contents of this document are based upon information available to the public that has been obtained from sources considered to be reliable. However, such information has not been independently verified by BBVA Bancomer, and therefore no warranty, either express or implicit, is given regarding its accuracy, integrity or correctness. BBVA Bancomer, accepts no liability of any type for any direct or indirect losses arising from the use of the document or its contents.

Investors should note that the past performance of securities or instruments or the historical results of investments do not guarantee future performance. The market prices of securities or instruments or the results of investments could fluctuate against the interests of investors. Investors should be aware that they could even face a loss of their investment.

Transactions in futures, options or high-yield securities can involve high risk and are not appropriate for every investor. Indeed, in the case of some investments, the potential losses may exceed the amount of the initial investment; in such circumstance, investors may be required to pay more money to support those losses. Thus, before undertaking any transaction with these instruments, investors should be aware of their characteristics, as well as the rights, liabilities and risks associated with these securities and their underlying investments. Investors should also be aware that secondary markets for the said instruments may be limited or may not exist.

BBVA Bancomer, or any of its affiliates, as well as their respective executives and employees, may have a position in any of the securities or instruments referred to, directly or indirectly, in this document, or in any other related thereto; they may trade for their own account or for third-party account in those securities, provide consulting or other services to the issuer of the aforementioned securities or instruments or to companies related thereto or to their shareholders, executives or employees, or may have interests or perform transactions in those securities or instruments or related investments before or after the publication of this report, to the extent permitted by the applicable law.

BBVA Bancomer BBVA Securities Inc., BBVA Brazil, BBVA Continental, BBVA Banco Frances, BBVA Chile or any affiliate of the BBVA Group, of its affiliates' salespeople, traders, and other professionals may provide oral or written market commentary or trading strategies to its clients that reflect opinions that are contrary to the opinions expressed herein. Furthermore, BBVA Bancomer or any of its affiliates' BBVA Securities Inc., BBVA Brazil, BBVA Continental, BBVA Banco Frances, BBVA Chile or any affiliate of the BBVA Group's proprietary trading and investment businesses may make investment decisions that are inconsistent with the recommendations expressed herein.

No part of this document may be (i) copied, photocopied or duplicated by any other form or means (ii); redistributed or forwarded; or (iii) quoted, without the prior written consent of BBVA Bancomer. No part of this report may be copied, conveyed, distributed or furnished to any person or entity in any country (or persons or entities in the same) in which its distribution is prohibited by law. Failure to comply with these restrictions may breach the laws of the relevant jurisdiction.

This document is provided in the United Kingdom solely to those persons to whom it may be addressed according to the Financial Services and Markets Act 2000 (Financial Promotion) Order 2001 and it is not to be directly or indirectly delivered to or distributed among any other type of persons or entities. In particular, this document is only aimed at and can be delivered to the following persons or entities (i) those outside the United Kingdom (ii) those with expertise regarding investments as mentioned under Section 19(5) of Order 2001, (iii) high net-worth entities; and (iv) any other person or entity under Section 49(1) of Order 2001 to whom the contents hereof can be legally revealed.

**This document is being distributed for BBVA Bancomer in Singapore by Banco Bilbao Vizcaya Argentaria (BBVA), Singapore Branch purely as a resource and for general informational purposes only, and is intended for general circulation. Accordingly, this research document does not take into account the specific investment objectives, financial situation, or needs of any particular person and is exempted from the same by Regulation 34 of the Financial Advisers Regulations ("FAR") (as required under Section 27 of the Financial Advisers Act (Cap. 110) of Singapore ("FAA")).**

**Please note Banco Bilbao Vizcaya Argentaria (BBVA) is not an Authorised Deposit taking Institution within the meaning of the Banking Act 1959 nor is it regulated by the Australian Prudential Regulatory Authority (APRA).**

The remuneration system concerning the analyst/s author/s of this report is based on multiple criteria, including the results obtained by BBVA Bancomer BBVA Securities Inc., BBVA Brazil, BBVA Continental, BBVA Banco Frances, BBVA Chile and by BBVA Group in the fiscal year, which, in turn, include the results generated by the investment banking business, common representation or credit related services; nevertheless, they do not receive any remuneration based on revenues from the mentioned areas or a specific transaction in investment banking, common representation or credit related services.

The information contained in this document should be taken only a general guide on matters that may be of interest. The application and impact of the laws may vary substantially depending on specific circumstances. Changes in regulations and the risks inherent in electronic communication may cause delays, omissions, or inaccuracy in the information contained in this site. Accordingly, the information contained in the site is supplied on the understanding that the authors and editors do not hereby intend to supply any form of consulting, legal, accounting or other advice. As such, it should not be considered a substitute for the direct advice provided by accounting and fiscal advisors or other competent consultants.

All images and texts and texts are the property of BBVA Bancomer and may not be downloaded from the Internet, distributed, stored, re-used, re-transmitted, modified or used in any way, except as specified in this document, without the express written consent of BBVA Bancomer. BBVA Bancomer reserves all intellectual property rights to the fullest extent of the law. None of the information contained herein may be interpreted as a concession by implication, exclusion or any other means, of any patent or brand of BBVA Bancomer or of any third party. Nothing established herein should be interpreted as a concession of any license or right under any BBVA Bancomer copyright.

BBVA Bancomer, as well as its executives and employees have adopted the Código de Conducta de Grupo Financiero BBVA Bancomer, which is available in our internet site [www.bancomer.com](http://www.bancomer.com).

**BBVA Bancomer, BBVA and the entities of the BBVA Group, including BBVA Global Markets Research, are subject to BBVA Group Policy on Conduct in the Securities Markets. In each entity where the Group Conducts Businesses in the Security Markets, the Policy is supplemented with the Internal Standards of Conduct which, among other regulations, include rules to prevent and avoid conflicts of interests with the ratings given, including information barriers. The BBVA Group Code of Conduct for Security Market Operations is available for reference at the following web site: [www.bbva.com](http://www.bbva.com) / Corporate Governance / Conduct in the Securities Markets.**

BBVA Bancomer is regulated by the Comisión Nacional Bancaria y de Valores.

**“Banco Bilbao Vizcaya Argentaria S.A. (CE number AFR194) is regulated by the Hong Kong Monetary Authority and the Securities and Futures Commission in Hong Kong”**

**BBVA Bancomer BBVA Brazil, BBVA Continental, BBVA Banco Frances, BBVA Chile as well as other entities in the BBVA Group that are not members of the FINRA (Financial Industry Regulatory Authority), are not subject to the rules of disclosure affecting such members.**

**This material is being distributed into the United States in reliance on an exemption from broker-dealer registration under Rule 15a-6 of the Rules under the Securities Exchange Act of 1934. Any trades in the securities discussed in this report must be effected through a U.S. registered broker/dealer as we are not authorized to accept any order to effect trades in any security discussed in this report within the U.S.**