

Weekly Watch

Mexico

April 15, 2011

Economic Analysis

Julián Cubero
juan.cubero@bbva.bancomer.com

Iván Martínez
ivan.martinez.2@bbva.bancomer.com

Market Analysis

Macro LatAm Strategy
Chief Strategist

Octavio Gutiérrez Engelmann
ogutierrez3@bbva.bancomer.com

Next week...

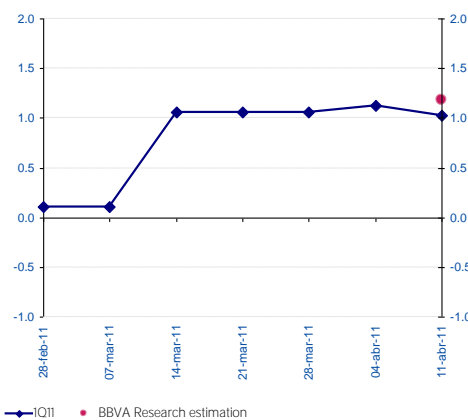
... Attention on inflation data from the 1st two weeks of April

The tone of the Banxico monetary policy release this Friday places special emphasis on inflation data from the first fortnight in April, set to be released on Wednesday 20. There is a relatively high level of uncertainty in analyst forecasts for these data given the combination of two factors 'distorting' specific forecasts: the seasonal effect of Easter week and changes in commodity prices. In our opinion, Banxico will maintain a 'wait and see' attitude until it has pointers as to the final size of the acceleration in prices over the coming months as a baseline for comparison and the pressure on commodities in a sustained output growth scenario. The economy continues to expand for the central bank, which is highly similar to our scenario. In this way, the available situation data to date lead to a forecast of GDP in 1Q11 having expanded near 1.3% q/q in 4Q10, a figure which has improved from the start of the year, as seen in the chart¹. Therefore, this forecast could have a certain downward bias if the disappointing manufacturing data in February (-0.4% q/q) are repeated in March, taking into account the key role of industry performance in GDP estimates.

Weekly MXN progress and gains in the domestic debt curve dependent on the US

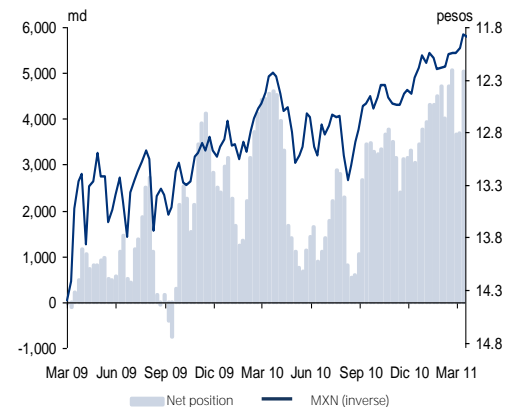
After a depreciating MXN at the start of last week, the cross closed with a 0.5% appreciation and breaks through the 11.7 ppd level. The focus on US monetary policy became important where more "dovish" biases prevailed. In turn, Mexican debt curves saw gains dependent on US curves which acted as a refuge after the continuing sovereign problems in Europe.

Chart 1
Mexico: GDP 1Q11 (% change y/y)



Source: BBVA Research

Chart 2
MXN: Long Non-Trading Positions in CME (US\$m)



Source: BBVA Research and Bloomberg

¹ The evolution over time is collected, as new information is incorporated, on the estimate for 1Q11 GDP quarterly rate in accordance with a dynamic factors model. This model type adds available information at all times from the most important, real and financial situation indicators.

Calendar: Indicators

Inflation 1Q April

Wednesday, April 20

0.08% over two weeks (3.39% y/y); Consensus: 0.02% over two weeks, Previous: (0.19% m/m 3.04% y/y Mar)

Economic Analysis

Pedro Uriz
pedro.uriz2@bbva.bancomer.com

Cecilia Posadas
c.posadas@bbva.bancomer.com

Over the first quarter of the year, inflation benefited from a base effect with regard to the same period in 2010 when the new VAT rate came in, monthly upturns in gas prices began and several public prices were unfrozen. In this sense, inflation fell from 4.4% y/y at the end of 2010 to 3.0% in March. However, from April inflation will see major increases since the base effect with regard to 2Q10 will be opposite. We expect inflation to go up 0.14% over April (0.08% in the first two weeks), a rate below the average for recent years due to the fall in electricity prices with the warm season starting in the country. Nevertheless, food price pressures will continue given the persistently high prices on international markets due to less available maize and wheat on a global level. In addition, tourist services prices will see major increases given the coming Easter week. Both these factors will take core inflation up at around 0.3% over the fortnight.

Finally, the high volatility in inflation forecasts for the first two weeks in April should be highlighted as a result of the uncertainty linked to the effects of Easter week and commodity prices. This favors data finally recording an impact on the fixed income market this coming Wednesday.

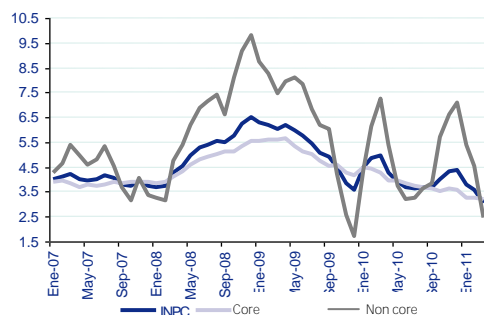
Open Unemployment Rate

Wednesday, April 20

Forecast (5.2%) previous (5.3% CSV)

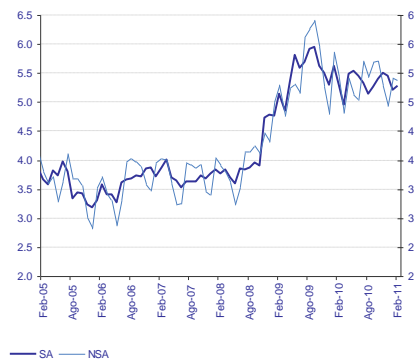
Jobless numbers will continue around 5%, significantly above pre-crisis levels. In this way, despite the job creation rate particularly among those in the formal sector, this is not enough to cover employment demand. In this sense, additional job market indicators point to major residuals, particularly in quality for a lot of employment: the rate of underemployment (% of employed population that needs and is willing to dedicate more time to work than what his/her current position allows), will continue around 8% of those employed.

Chart 3
Inflation breakdown (% change y/y)



Source: BBVA Research and Banxico

Chart 4
Open Unemployment Rate (% of the EAP)



Source: BBVA Research and Banxico

Markets

Global factors point to mixed performances on the currency market, but the MXN closes with gains that could be corrected in coming sessions.

Latin American currencies saw mixed performances over the week. In the first few days they depreciated as a result of three factors: one, the nuclear alerts in Japan; two, initial corporate reports from the U.S. below market expectations; and three, profit taking in the EUR, with figures below expectations. However, as the days passed the market refocused on differing monetary policies and most currencies recovered. This was stressed on Friday when US inflation data led to new USD losses against other major currencies. With this, the MXN broke the downward 11.70 level and closed with a weekly appreciation of 0.5%. Taking into account technical factors (RSI 14d) at oversell levels and speculative positioning at maximums, we cannot rule out a corrections in coming sessions.

Gains continue in domestic debt curves, the long stretch reducing to 24 bp (20 years)

Positive week for US T-Bills (15 bp rally for 10 year whereby the curve flattened 5 bp, 10/2 years slope) in the face of a higher tension due to fiscal problems in European periphery nations and upward pressures in *commodities* prices. This led to investors demanding more refuge assets, leading to gains on the Mexican debt market. In this way, the bond yield curve saw a 24 bp fall in the long stretch (20 years) and 17 bp in the short (3 years). This performance was also seen on the swap curve (11 bp and 23 bp rally respectively in the 26x1 and 130x1). We maintain our spreads recommendation of 2/10 and 1/2 years.

Market Analysis

Macro LatAm Strategy
Chief Strategist
Octavio Gutiérrez Engemann
ogutierrez3@bbva.bancomer.com
+5255 5621 9245

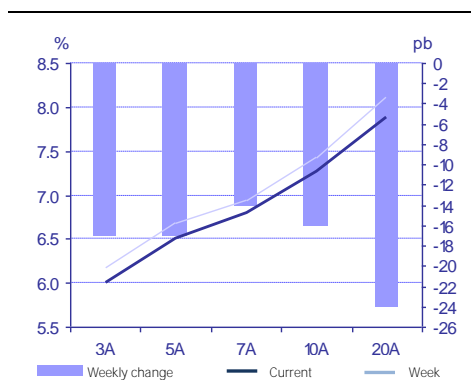
Fixed Income Analysis
Mexico/Brazil
Chief Strategist
Ociel Hernández
ohernandez@bbva.bancomer.com
+5255 5621 9616

Liliana Solís
liliana.solis@bbva.bancomer.com
+5255 5621 9877

FX Mexico // Brazil
Claudia Ceja
claudia.ceja@bbva.bancomer.com
+5255 5621 9715

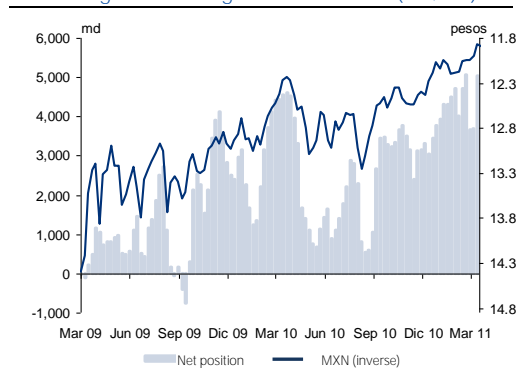
Technical Analysis
Alejandro Fuentes
afuentes@bbva.bancomer.com
+52 55 5621 9975

Chart 5
Bond Yield Curve (% and bp)



Source: BBVA Research with Banxico data

Chart 6
MXN: Long Non-Trading Positions in CME (US\$m)

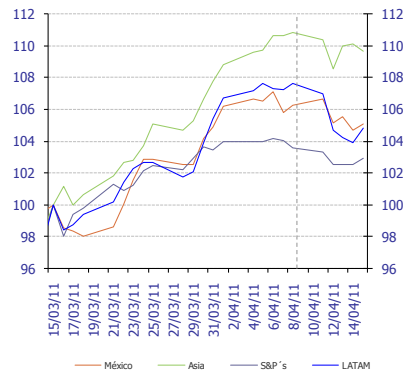


Source: BBVA Research with data from Bloomberg

Markets

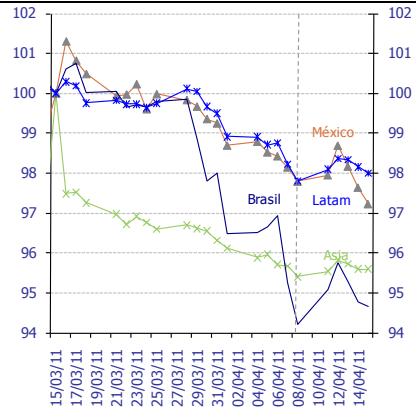
Stock market falls over the week. In Mexico, lower-than-expected corporate earnings took the market below 37,000 points. The peso appreciated, influenced by lower-than-expected US inflation and the monetary stimulus continuing.

Chart 7
Stock Markets: MSCI Indices
(Mar 8, 2011 index = 100)



Source: Bloomberg & BBVA Research

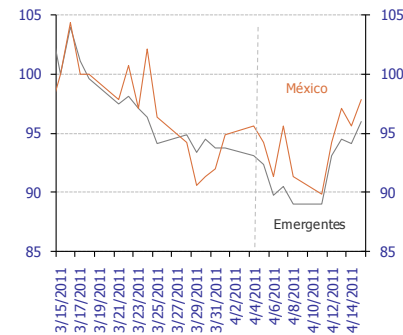
Chart 8
Foreign exchange: dollar exchange rates
(Mar 8, 2011 index = 100)



Source: Bloomberg and BBVA Research. Note: LATAM includes Argentina, Brazil, Chile, Colombia and Peru. Asia includes the Philippines, South Korea, Taiwan, Singapore, Indonesia and Thailand. Non-weighted averages

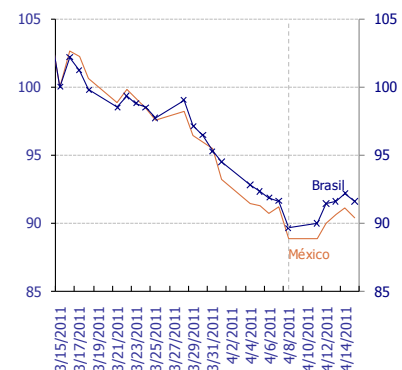
Slight Increase in aversion to risk influenced by the increased nuclear alert level in Japan and lowered rating for Ireland

Chart 9
Risk: EMBI+ (Mar 9, 2011 index = 100)



Source: Bloomberg & BBVA Research

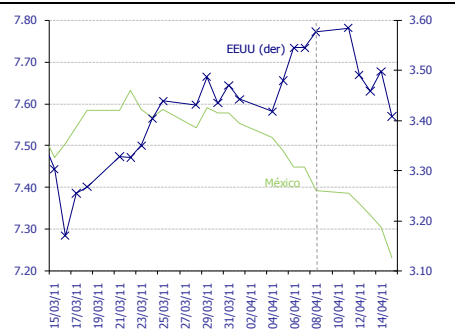
Chart 10
Risk: 5 year CDS (Mar 8, 2011 index=100)



Source: Bloomberg & BBVA Research

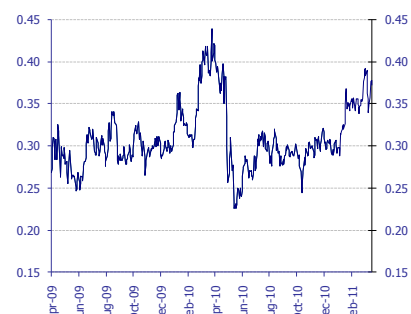
Fall in U.S. interest rates due to a search for safe assets. Rates in Mexico continue downward due to capital inflows and a forecast for the lending rate to remain unchanged until the end of 2011

Chart 11
10-year interest rates*, last month



Source: BBVA Research with Banxico data

Chart 12
Carry-trade Mexico index (%)

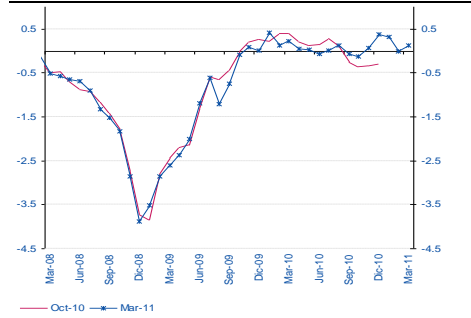


Source: BBVA Research with data from Bloomberg

Activity, inflation, monetary conditions

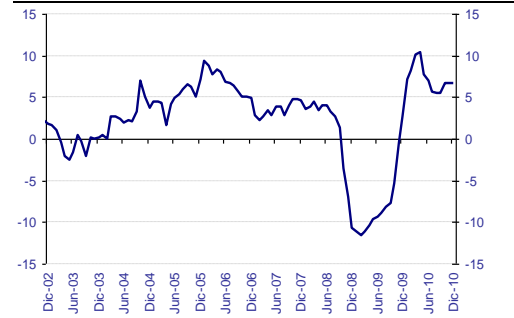
Economic output in Mexico bounced in the last quarter of 2010 and, although seeing some ups and downs, recent data point to a continuing good economic performance.

Chart 13
BBVA Research Synthetic Activity Indicator for the Mexican economy



Source: BBVA Research with data from INEGI, AMIA and BEA
Weighted sum of 21 different activity indicators, expenditure and expectations, based on a trend series.

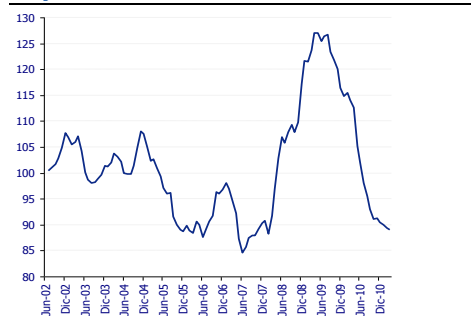
Chart 14
Advance Indicator of Activity (% change y/y)



Source: INEGI

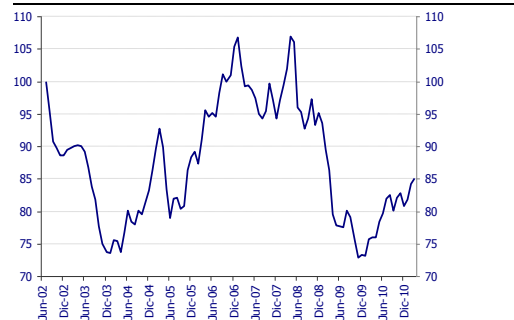
Inflation surprises continue to be slightly downward. While surprises in output are slightly upward

Chart 15
Inflation Surprises Index (July 2002=100)



Source: BBVA Research with data from Banxico from the monthly surveys on the expectations of economic specialists in the private sector.

Chart 16
Activity Surprise Index (2002=100)



Source: BBVA Research with Bloomberg data. Difference between recorded data and the Bloomberg consensus for seven activity variables in Mexico. Standardized index. Rises (falls): positive (negative) surprises.

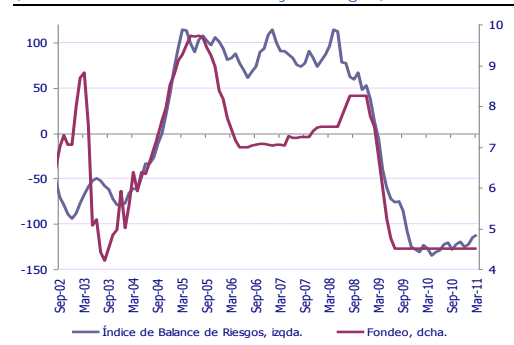
The monetary conditions in which the economy is moving continue to be helpful, although with a slight deterioration in the balance of inflationary risks

Chart 17
Monetary Conditions Index



Source: BBVA Research

Chart 18
Balance of Inflationary Risks* and Lending Rate (standardized and %; monthly averages)



Source: BBVA Research. *Standardized, weighted index (between inflation and economic growth); uses economic indicators for activity and inflation. A rise in the index points to a greater weight of inflationary risks over growth risks and thus a greater possibility of monetary restriction

IMPORTANT DISCLOSURES

Analysts' Certification

I, Moisés Junca, Claudia Ceja, Ociel Hernández, Liliana Solís, Alejandro Fuentes, Edgar Cruz y Octavio Gutiérrez Engelmann, hereby certify that the views expressed in this research report accurately reflect my personal views about the mentioned corporation(s) and its (their) securities. I also certify that I have not been, am not, and will not be receiving direct or indirect compensation in exchange for any specific recommendation in this report.

Rating, target price and price history information for the companies that are the subject of this report are available at www.bancomer.com.

Receipt of Compensation / Provision of Services current as of 3/16/11

Management or Co- Management of Public Offering. Within the past twelve months, BBVA Bancomer, S.A., Institución de Banca Múltiple, Grupo Financiero BBVA Bancomer ("BBVA Bancomer"), and/or its affiliates, have participated as manager or co-manager in public offerings, and received compensation for these services, of the company(ies), which is(are) the subject of this report: **Actinver, Banco Interacciones, Banco Inbursa, BNP, Bimbo, Cemex, Comisión Federal de Electricidad, Corporación Interamericana de Inversiones, Chedraui, Daimler, Embotelladoras Arca, El Puerto de Liverpool, Ferrocarril Mexicano, Fonacot, GE Capital Bank, General Electric, GMAC, Hipotecaria su Casita, Maxcom, Megacable, Nemark, NRF(Nissan), OHL, Paccar, Pemex, Posadas, Prudential Fiancial, Ruba, Telmex Internacional, Telefónica Móviles México, Toyota, Urbi, VWLease.**

Investment Banking Compensation. Within the past twelve months, BBVA Bancomer, and/or its affiliates, have received compensation for investment banking, common representation and credit related services from the Company/ies, which is(are) the subject of this report: **Acclona, Aeromexico, Agropecuaria Santa Genoveva, Alsea, América Móvil, Asur, Avicola Pilgrim's Pride de Mexico, Axtel, Bancomext, Banco de Credito e Inversiones, Banorte, BMV, Cemex, Cencosud, CIE, Cintra, Colbun, Comercial Mexicana, Comisión Federal de Electricidad, Concesionaria Mexiquense, Consorcio Comex, CAF, Controladora de Farmacias, Copamex, Coppel, Corporación Geo, Corporativo Arca, Corporación Moctezuma, Credito Inmobiliario, Daimler Chrysler de México, Dine, El puerto de Liverpool, El palacio de Hierro, Elementia, Empresas Cablevisión, Endesa (Chile), Facileasing, Factoring Corporativo, Farmacias Benavides, FCC, Femsa, Ferrosur, Filtrona, Fomento de Infraestructura Turística Cancun, GEO, Gruma, Grupo Alfa, Grupo Ara, Grupo Brescia, Grupo Bimbo, Grupo Carso, Grupo Casa Saba, Grupo Cementos de Chihuahua (GCC), GAP, Grupo Comercial Chedraui, Grupo Collado, Grupo Comercial Gomo, Grupo Dermet, Grupo Elektra, Grupo Famsa, Grupo Femsa, Grupo Financiero Inbursa, Grupo R, Grupo Scotiabank, Grupo Herdez, Grupo ICA, Grupo La Moderna, GMAC, Grupo Maseca, Grupo México, Grupo Posadas, Grupo R, Grupo Sanborns, Grupo TMM, Grupo Videomax, Grupo Xignux, Hilasal Mexicana, Homex, HSBC, Holcim (Apasco), Hylsamex, Imsa/Tarida/Ternium, Industrias Bachoco, Hipotecaria Casa Mexicana, Hipotecaria su Casita, Industrias Aluprint, Industrias CH, Industrias Peñoles, Inmobiliaria Ruba, Interceramic, Kansas City Southern de México, Kaupthing Bank, Kimberly Clark México, Lamosa, Liverpool, Mabe, Manufacturas Kaltex, Medica Sur, Megacable, Mexichem, Minera los Pelambres, Molymet, Municipio de Aguascalientes, Nadro, Nafin, NRF México, Nemark, OHL, Paccar, Pasa, Pemex, Petrotremex, Pimsa, Plavicom, Prolec GE, Ruba, Sare, Sears, Sigma, Simec, Scotia Bank Inverlat, Techint, Telefónica CTC, Telefónica Móviles, Tellint, Tenaris, Toyota, Urbi, Value, Volcan Cia Minera, VWLease.**

Expected Investment Banking and services Compensation. In the next three months, BBVA Bancomer, and/or any of its affiliates, expects to receive or intends to seek compensation for investment banking, common representation and credit related services from the company (ies) discussed in this report.

BBVA Bancomer acts as market maker/specialist in: **MexDer Contrato de Futuros (Dólar de Estados Unidos de América (DEUA), TIE de 28 días (TE28), Swap de TIE, CETES de 91 días (CE91)), Bonos M, Bonos M3, Bonos M10, Índice de Precios y Cotizaciones de la BMV (IPC), Contrato de Opciones (IPC, Acciones América Móvil, Cemex, CPO, Femsa UBD, Gcarso A1, Telmex L).**

BBVA acts as market maker/specialist in Latibex: **Alfa, AMX, Corporación Geo, Grupo Modelo, ICA, Sare, Telmex.**

BBVA Bancomer, is recognized by Mexico's Finance Ministry as a market improver and acts as a market maker/specialists in MEXDER, Mercado Mexicano de Derivados.

Ownership Positions

BBVA Bancomer, and/or its affiliates holds, directly or indirectly, at least 1 % of the equity capital of the following company/ies whose shares are open to negotiation in organized markets and which is(are) the subject of this report: **BOLSA, CEMEX VENEZUELA, GAP, GRUPO VIDEOVISA, MAXCOM TELECOMUNICACIONES, PASA.**

BBVA Bancomer, and/or its affiliates hold(s), directly or indirectly; as of the end of the last quarter, at least a 10 % of it´s investment portfolio, or 10% of the amount issued, of the securities or underlying investments issued by the companies which is(are) the subject of this report: **AXTEL.**

Other Disclosures

To the best of BBVA Bancomer´s knowledge, a Member of it´s Board, it´s CEO or Senior Manager holding a direct reporting position to BBVA Bancomer´s CEO holds a similar position in any of the following company/ies which is(are) the subject of this report: **Alfa, Alesa, Amx, Asur, Bimbo, CMR, Dine, Fems, GAP, Gmodelo, Grupo financiero Inbursa, Grupo Carso, Grupo Posadas, Hogar, Invex, Kof, Kuo, Liverpool, Maseca, Oma, Peñoles, Sanborns Hermanos, Sears Roebuck, Telecom, Telefónica Móviles México, Telmex, Tenaris, Tlevisa, Urbi, Vitro.**

Additional Information and Disclaimer

Ratings and Price Targets

As of December 31, 2010, for the whole universe of companies which BBVA Bancomer, has under coverage there are **48%** Buy ratings (including "Buy" and "Outperform"), **0%** Neutral ratings and **52%** Sell ratings (including "Sell" and "Underperform"). BBVA Bancomer or any of its affiliates has rendered Investment Banking services or participated as manager and/or co-manager in public offerings in **57%** of the Buy ratings, **0%** of the Neutral ratings and in **43%** of the Sell ratings.

Ratings are set on a six-month or year-end basis against the relevant benchmark. BBVA Bancomer issues three equity recommendations: **Outperform:** Upside potential of more than 5% vs. the market. **Neutral:** Stock is expected to perform in line with the market (+/-5%). **Underperform:** Expected downside of at least 5% vs. the market:

Recommendations reflect the stock´s expected performance vs the market, within a specified period. This performance may be explained by the fundamental stock valuation method and other factors. The fundamental stock valuation method used by BBVA Bancomer S.A., is based on a combination of one or more generally accepted financial analysis methodologies, which may include, multiples, discounted cash flows, sum of parts or any other methodology that applies to the particular case. Notwithstanding other factors include newsflows, benefit timing, M & A´s and market´s appetite in a given sector. These factors can lead to a recommendation contrary to that indicated by the simple fundamental valuation results and its comparison with direct quotations.

This document and the information, opinions, estimates and recommendations expressed herein, have been prepared by BBVA Global Markets Research an affiliate of Banco Bilbao Vizcaya Argentaria, S.A. (BBVA) and/or BBVA Bancomer, to provide their or its customers with general information as of the date of the report and are subject to changes without prior notice. BBVA Bancomer is not liable for giving notice of such changes or for updating the contents hereof. This document and its contents do not constitute an offer, invitation or solicitation to purchase or subscribe to any securities or other instruments, or to undertake or divest investments. Neither shall this document nor its contents form the basis of any contract, commitment or decision of any kind. For more information please contact the persons included in the directory of this document.

The determination of a price target does not imply any warranty that it will be attained. For a discussion of the risks associated with the attainment of price targets, which depend on intrinsic and extrinsic factors that affect both the performance and trends prevailing in the market on which the recommended securities is traded and/or offered, please refer to our recently published documents, which are available via e-mail, contact our analysts or visit our internet site www.bancomer.com.

Investors who have access to this document should be aware that the securities, instruments or investments to which it refers may not be appropriate for them due to their specific investment goal, financial position or risk profile, for these have not been taken into account in the preparation of this report. Therefore, investors should make their own investment decisions considering the said circumstances and obtaining such specialized advice as may be necessary. Investors should note that the past performance of securities or instruments or the historical results of investments do not guarantee future performance. The market prices of securities or instruments or the results of investments could fluctuate against the interests of investors. investors should be aware that they could even face a loss of their investment.

The contents of this document are based upon information available to the public that has been obtained from sources considered to be reliable. However, such information has not been independently verified by BBVA Bancomer, and therefore no warranty, either express or implicit, is given regarding its accuracy, integrity or correctness. BBVA Bancomer, accepts no liability of any type for any direct or indirect losses arising from the use of the document or its contents.

Investors should note that the past performance of securities or instruments or the historical results of investments do not guarantee future performance. The market prices of securities or instruments or the results of investments could fluctuate against the interests of investors. Investors should be aware that they could even face a loss of their investment.

Transactions in futures, options or high-yield securities can involve high risk and are not appropriate for every investor. Indeed, in the case of some investments, the potential losses may exceed the amount of the initial investment; in such circumstance, investors may be required to pay more money to support those losses. Thus, before undertaking any transaction with these instruments, investors should be aware of their characteristics, as well as the rights, liabilities and risks associated with these securities and their underlying investments. Investors should also be aware that secondary markets for the said instruments may be limited or may not exist.

BBVA Bancomer, or any of its affiliates, as well as their respective executives and employees, may have a position in any of the securities or instruments referred to, directly or indirectly, in this document, or in any other related thereto; they may trade for their own account or for third-party account in those securities, provide consulting or other services to the issuer of the aforementioned securities or instruments or to companies related thereto or to their shareholders, executives or employees, or may have interests or perform transactions in those securities or instruments or related investments before or after the publication of this report, to the extent permitted by the applicable law.

BBVA Bancomer BBVA Securities Inc., BBVA Brazil, BBVA Continental, BBVA Banco Frances, BBVA Chile or any affiliate of the BBVA Group, of its affiliates' salespeople, traders, and other professionals may provide oral or written market commentary or trading strategies to its clients that reflect opinions that are contrary to the opinions expressed herein. Furthermore, BBVA Bancomer or any of its affiliates' BBVA Securities Inc., BBVA Brazil, BBVA Continental, BBVA Banco Frances, BBVA Chile or any affiliate of the BBVA Group's proprietary trading and investment businesses may make investment decisions that are inconsistent with the recommendations expressed herein.

No part of this document may be (i) copied, photocopied or duplicated by any other form or means (ii) redistributed or forwarded; or (iii) quoted, without the prior written consent of BBVA Bancomer. No part of this report may be copied, conveyed, distributed or furnished to any person or entity in any country (or persons or entities in the same) in which its distribution is prohibited by law. Failure to comply with these restrictions may breach the laws of the relevant jurisdiction.

This document is provided in the United Kingdom solely to those persons to whom it may be addressed according to the Financial Services and Markets Act 2000 (Financial Promotion) Order 2001 and it is not to be directly or indirectly delivered to or distributed among any other type of persons or entities. In particular, this document is only aimed at and can be delivered to the following persons or entities (i) those outside the United Kingdom (ii) those with expertise regarding investments as mentioned under Section 19(5) of Order 2001, (iii) high net-worth entities; and (iv) any other person or entity under Section 49(1) of Order 2001 to whom the contents hereof can be legally revealed.

This document is being distributed for BBVA Bancomer in Singapore by Banco Bilbao Vizcaya Argentaria (BBVA), Singapore Branch purely as a resource and for general informational purposes only, and is intended for general circulation. Accordingly, this research document does not take into account the specific investment objectives, financial situation, or needs of any particular person and is exempted from the same by Regulation 34 of the Financial Advisers Regulations ("FAR") (as required under Section 27 of the Financial Advisers Act (Cap. 110) of Singapore ("FAA")).

Please note Banco Bilbao Vizcaya Argentaria (BBVA) is not an Authorised Deposit taking Institution within the meaning of the Banking Act 1959 nor is it regulated by the Australian Prudential Regulatory Authority (APRA).

The remuneration system concerning the analyst/s author/s of this report is based on multiple criteria, including the results obtained by BBVA Bancomer BBVA Securities Inc., BBVA Brazil, BBVA Continental, BBVA Banco Frances, BBVA Chile and by BBVA Group in the fiscal year, which, in turn, include the results generated by the investment banking business, common representation or credit related services; nevertheless, they do not receive any remuneration based on revenues from the mentioned areas or a specific transaction in investment banking, common representation or credit related services.

The information contained in this document should be taken only a general guide on matters that may be of interest. The application and impact of the laws may vary substantially depending on specific circumstances. Changes in regulations and the risks inherent in electronic communication may cause delays, omissions, or inaccuracy in the information contained in this site. Accordingly, the information contained in the site is supplied on the understanding that the authors and editors do not hereby intend to supply any form of consulting, legal, accounting or other advice. As such, it should not be considered a substitute for the direct advice provided by accounting and fiscal advisors or other competent consultants.

All images and texts and texts are the property of BBVA Bancomer and may not be downloaded from the Internet, distributed, stored, re-used, re-transmitted, modified or used in any way, except as specified in this document, without the express written consent of BBVA Bancomer. BBVA Bancomer reserves all intellectual property rights to the fullest extent of the law. None of the information contained herein may be interpreted as a concession by implication, exclusion or any other means, of any patent or brand of BBVA Bancomer or of any third party. Nothing established herein should be interpreted as a concession of any license or right under any BBVA Bancomer copyright.

BBVA Bancomer, as well as its executives and employees have adopted the Código de Conducta de Grupo Financiero BBVA Bancomer, which is available in our internet site www.bancomer.com.

BBVA Bancomer, BBVA and the entities of the BBVA Group, including BBVA Global Markets Research, are subject to BBVA Group Policy on Conduct in the Securities Markets. In each entity where the Group Conducts Businesses in the Security Markets, the Policy is supplemented with the Internal Standards of Conduct which, among other regulations, include rules to prevent and avoid conflicts of interests with the ratings given, including information barriers. The BBVA Group Code of Conduct for Security Market Operations is available for reference at the following web site: www.bbva.com / Corporate Governance / Conduct in the Securities Markets.

BBVA Bancomer is regulated by the Comisión Nacional Bancaria y de Valores.

"Banco Bilbao Vizcaya Argentaria S.A. (CE number AFR194) is regulated by the Hong Kong Monetary Authority and the Securities and Futures Commission in Hong Kong"

BBVA Bancomer BBVA Brazil, BBVA Continental, BBVA Banco Frances, BBVA Chile as well as other entities in the BBVA Group that are not members of the *FINRA* (Financial Industry Regulatory Authority), are not subject to the rules of disclosure affecting such members.

This material is being distributed into the United States in reliance on an exemption from broker-dealer registration under Rule 15a-6 of the Rules under the Securities Exchange Act of 1934. Any trades in the securities discussed in this report must be effected through a U.S. registered broker/dealer as we are not authorized to accept any order to effect trades in any security discussed in this report within the U.S.