

# Daily Flash

## Asia

*Markets were sharply lower in Asia today. The financial media attributed the declines to news from the first day of China's National People's Congress (NPC) that the authorities have lowered the official GDP target for 2012 to 7.5% from 8.0% in previous years (see below). However, the growth target was in line with expectations (the 5-year Plan announced last year had already set a 7% growth target as an average for 2011-15), and is widely viewed as a floor rather than a target. It is therefore difficult for us to attribute today's declines to this bit of news.*

### China's official 2012 GDP growth target is set at 7.5%, as expected

The National People's Congress (NPC) opened today, and will run through March 14. Key events are marked by today's presentation of the government's Work Report, followed by distribution of the central government budget and economic work plans for discussion by delegates. The most significant development so far is the announcement of official 2012 targets for GDP growth (7.5%), inflation (4.0%), budget deficit (1.5%), and M2 growth (14.0%). These were all in line with expectations. Importantly, the GDP growth target, while lower than the 8.0% of previous years, is a floor rather than target per se (GDP outturns have consistently been above the official targets). As such, the target is consistent with our 8.3% growth projection for 2012. That said, the lower growth target may be indicative of a focus on rebalancing and other issues on the quality of growth, rather than achieving high growth as an end in itself. The Work Report also highlighted key policy priorities as flagged in the 5-year Plan, along with a re-emphasis on "proactive fiscal and prudent monetary policies" and commitment to a more flexible exchange rate mechanism (see [NPC](#) for details.)

### Briefly noted:

- **Korea's foreign exchange reserves rose to a record high in February, of \$315.8 billion**, up by \$4.5 billion from January due to valuation gains and interest earnings, according to the Bank of Korea.
- **Vietnam approves a bank restructuring plan, aiming to lower banks' NPL ratios to below 3% by 2015.** The plan involves using government funds to purchase collateralized bad debt from banks.
- **Taiwan's February inflation rate came in lower than expected, at 0.25% y/y** (consensus: 1.3% y/y) from 2.37% in January, with food, clothing and traveling costs the major categories seeing a sequential decline after the CNY holidays.
- **The Reserve Bank of Australia is expected to keep interest rates unchanged** at its policy meeting scheduled for tomorrow (March 6).

Stephen Schwartz  
Chief Economist for Asia  
[stephen.schwartz@bbva.com.hk](mailto:stephen.schwartz@bbva.com.hk)  
+852 2582 3218

Jeffrey Cantwell  
Economist  
[jeffrey.cantwell@bbva.com.hk](mailto:jeffrey.cantwell@bbva.com.hk)  
+852 2582 3173

William Fitchett  
Economist  
[william.fitchett@bbva.com.hk](mailto:william.fitchett@bbva.com.hk)  
+852 2582 3246

## Calendar Indicators

<b>Australia</b>	<b>Date</b>	<b>Period</b>	<b>Prior</b>	<b>Cons.</b>	<b>Actual</b>
TD Securities Inflation MoM%	05-Mar	FEB	0.20%	--	0.10%
Current Account Balance	06-Mar	4Q	-5637M	-8050M	--
Gross Domestic Product (QoQ)	07-Mar	4Q	1.00%	0.70%	--
Gross Domestic Product (YoY)	07-Mar	4Q	2.50%	2.30%	--
Unemployment Rate	08-Mar	FEB	5.10%	5.20%	--
Trade Balance	09-Mar	JAN	1709M	1500M	--
<b>China</b>	<b>Date</b>	<b>Period</b>	<b>Prior</b>	<b>Cons.</b>	<b>Actual</b>
Consumer Price Index (YoY)	09-Mar	FEB	4.50%	3.40%	--
Industrial Production YTD YoY	09-Mar	FEB	13.90%	12.30%	--
Industrial Production (YoY)	09-Mar	FEB	12.80%	12.50%	--
Retail Sales YTD YoY	09-Mar	FEB	17.10%	17.60%	--
Retail Sales (YoY)	09-Mar	FEB	18.10%	17.30%	--
Exports YoY%	10-Mar	FEB	-0.50%	32.00%	--
Imports YoY%	10-Mar	FEB	-15.30%	30.20%	--
New Yuan Loans	11-15 MAR	FEB	738.1B	750.0B	--
Money Supply - M2 (YoY)	11-15 MAR	FEB	12.40%	12.80%	--
<b>Hong Kong</b>	<b>Date</b>	<b>Period</b>	<b>Prior</b>	<b>Cons.</b>	<b>Actual</b>
Purchasing Managers Index	05-Mar	FEB	51.9	--	52.8
<b>India</b>	<b>Date</b>	<b>Period</b>	<b>Prior</b>	<b>Cons.</b>	<b>Actual</b>
India February Markit Services PMI	05-Mar	FEB	58.0	--	56.5
<b>Japan</b>	<b>Date</b>	<b>Period</b>	<b>Prior</b>	<b>Cons.</b>	<b>Actual</b>
GDP Deflator YoY	08-Mar	4Q F	-1.60%	-1.60%	--
GDP Annualized	08-Mar	4Q F	-2.30%	-0.60%	--
Gross Domestic Product (QoQ)	08-Mar	4Q F	-0.60%	-0.20%	--
Current Account Total	08-Mar	JAN	¥303.5B	¥320.0B	--
Machine Tool Orders (YoY)	08-Mar	FEB P	-6.90%	--	--
<b>Malaysia</b>	<b>Date</b>	<b>Period</b>	<b>Prior</b>	<b>Cons.</b>	<b>Actual</b>
Exports YoY%	07-Mar	JAN	6.10%	3.00%	--
<b>Philippines</b>	<b>Date</b>	<b>Period</b>	<b>Prior</b>	<b>Cons.</b>	<b>Actual</b>
Consumer Price Index (YoY)	06-Mar	FEB	3.90%	3.30%	--
<b>Singapore</b>	<b>Date</b>	<b>Period</b>	<b>Prior</b>	<b>Cons.</b>	<b>Actual</b>
Purchasing Managers Index	05-Mar	FEB	48.7	49.4	--
<b>Taiwan</b>	<b>Date</b>	<b>Period</b>	<b>Prior</b>	<b>Cons.</b>	<b>Actual</b>
CPI YoY%	05-Mar	FEB	2.37%	1.30%	0.25%
Total Exports (YoY)	07-Mar	FEB	-16.80%	9.10%	--
<b>Thailand</b>	<b>Date</b>	<b>Period</b>	<b>Prior</b>	<b>Cons.</b>	<b>Actual</b>
Total Exports (YoY%)	09-14 MAR	JAN	-2.10%	--	--
Current Account Balance (USD)	09-14 MAR	JAN	\$1940M	\$1500M	--

## Indicator of the Week

### China: Industrial output for January-February (March 9)

Forecast: 11.5%

Consensus: 12.5%

Prior: 12.8%

It is difficult this week to choose a single indicator given a number of important data releases scheduled this coming week in China, including inflation, industrial production, retail sales, exports and new loans. We select industrial production for the combined months of January and February given existing uncertainties about recent growth momentum (the data are to be released for the combined months given distortions from the Chinese New Year). Data so far this year has generally been encouraging, with PMI outturns in January and February remaining above the 50-level expansion/contraction threshold, although other indicators, such as electricity consumption suggest weakness. We expect industrial production to moderate slightly, but remain strong given signs of robust manufacturing orders. At the same time, we expect inflation to moderate further, to around 3.2% y/y in February (from 4.5% in January), which should provide room for further policy support such as cuts in the required reserve ratio.

## Calendar Events

### Australia - RBA cash target, March 6

We expect the cash target to remain unchanged

Current	Consensus	New
4.25%	4.25%	--

### South Korea - 7-day repo rate, March 8

We expect the 7-day repo rate to remain unchanged

Current	Consensus	New
3.25%	3.25%	--

### Indonesia - Bank Indonesia Reference rate, March 8

We expect the reference rate to remain unchanged

Current	Consensus	New
5.75%	--	--

### Malaysia - Overnight rate, March 9

We expect the overnight rate to remain unchanged

Current	Consensus	New
3.00%	3.00%	--

## Markets Data

STOCK MARKETS	INDEX	Last price	% change over a day	% change over a week	Year to date	% change over 1 Y
	China - Shanghai Comp.	2445.0	-0.6	-0.1	11.2	-16.9
	Hong Kong - Hang Seng	21265.3	-1.4	0.2	15.4	-9.2
	Taiwan - Weighted	8004.7	-1.4	0.6	13.2	-8.9
	Japan - Nikkei 225	9698.6	-0.8	0.7	14.7	-9.3
	Korea - Kospi	2016.1	-0.9	-0.2	10.4	0.6
	India - Sensex 30	17362.9	-1.6	-0.5	12.3	-6.1
	Australia - SPX/ASX 200	4263.0	-0.2	-0.1	5.1	-12.4
	Singapore - Strait Times	2991.8	-0.1	1.5	13.1	-2.3
	Indonesia - Jakarta Comp	3984.9	-0.5	3.2	4.3	12.5
	Thailand - SET	1158.0	-0.6	2.0	12.9	16.3
	Malaysia - KLCI	1589.2	0.3	1.9	3.8	4.4
Philippines - Manila Comp.	5030.6	0.3	4.8	15.1	29.6	

Last update: today, 17.45 Hong Kong time

FOREIGN EXCHANGE MARKETS	CURRENCY	Spot	% change over a day	% change over a week	Forward 3-month	Forward 12-month
	China (CNY/USD)	6.31	-0.13	-0.08	6.30	6.29
	Hong Kong (HKD/USD)	7.76	-0.06	-0.10	7.76	7.76
	Taiwan (TWD/USD)	29.5	-0.21	0.33	29.44	29.16
	Japan (JPY/USD)	81.21	0.74	-0.74	81.14	80.77
	Korea (KRW/USD)	1119	-0.27	0.95	1124	1136
	India (INR/USD)	49.8	-0.66	-1.19	50.89	52.86
	Australia (USD/AUD)	1.07	-0.34	-0.58	0.94	0.97
	Singapore (SGD/USD)	1.26	-0.37	-0.10	1.26	1.25
	Indonesia (IDR/USD)	9124	-0.39	0.49	9228	9586
	Thailand (THB/USD)	30.7	-0.23	-0.59	30.78	31.16
	Malaysia (MYR/USD)	3.02	-0.50	0.16	3.03	3.07
Philippines (PHP/USD)	42.8	-0.26	0.64	43.05	43.35	

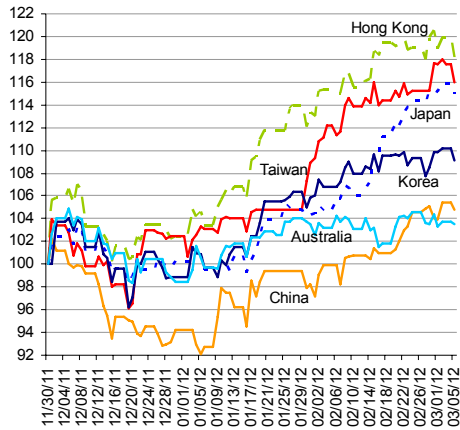
Last update: today, 17.45 Hong Kong time.

INTERBANK RATES	INDEX	Rate	net change over a day	net change over a week	net change over a month
	China (SHIBOR/7D)	3.15	-0.12	-0.32	-0.15
	Hong Kong (HIBOR/1W)	0.12	0.00	0.00	-0.04
	Taiwan (TAIBOR/1W)	0.64	0.00	0.00	0.00
	Japan (TIBOR/1Y)	0.76	0.00	0	0
	Korea (KORIBOR/1M)	3.38	0.00	0.00	-0.01
	India (MIBOR/7D)	3.15	0.61	-0.95	-0.16
	Singapore (SIBOR/1W)	0.31	0.00	0.00	0.00
	Indonesia (JIBOR/1W)	3.82	0.00	0	0
	Thailand (BIBOR/1W)	3.01	0.00	0.00	0.00
	Malaysia (KLIBOR/1W)	2.90	0.00	0.00	0.00
	Philippines (PHIBOR/1W)	3.69	0.06	0.13	-0.13

Last update: today, 17.45 Hong Kong time

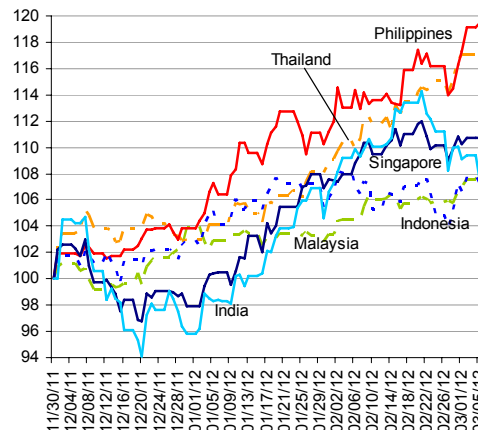
# Charts

Chart 9  
Stock Markets



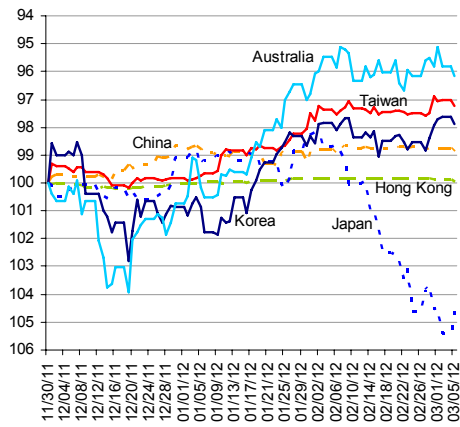
Source: BBVA Research and Bloomberg

Chart 10  
Stock Markets



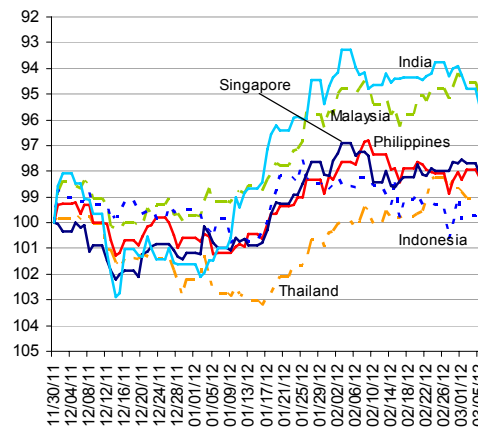
Source: BBVA Research and Bloomberg

Chart 11  
Foreign Exchange Markets



Source: BBVA Research and Bloomberg

Chart 12  
Foreign Exchange Markets



Source: BBVA Research and Bloomberg

Stephen Schwartz  
Chief Economist for Asia  
[stephen.schwartz@bbva.com.hk](mailto:stephen.schwartz@bbva.com.hk)

Fielding Chen  
Senior Economist  
[fielding.chen@bbva.com.hk](mailto:fielding.chen@bbva.com.hk)

Le Xia  
Senior Economist (China)  
[xia.le@bbva.com.hk](mailto:xia.le@bbva.com.hk)

Zhigang Li  
Senior Economist (China)  
[zhigang.li@bbva.com.hk](mailto:zhigang.li@bbva.com.hk)

Sumedh Deorukhkar  
Senior Economist (India, Mumbai)  
[sumedh.deorukhkar@grupobbva.com](mailto:sumedh.deorukhkar@grupobbva.com)

Jeffrey Cantwell  
Economist  
[jeffrey.cantwell@bbva.com.hk](mailto:jeffrey.cantwell@bbva.com.hk)

George Xu  
Economist  
[george.xu@bbva.com.hk](mailto:george.xu@bbva.com.hk)

Richard Li  
Asian FX Chief Strategist  
[richard.li@bbva.com.hk](mailto:richard.li@bbva.com.hk)

William Fitchett  
Economist  
[william.fitchett@bbva.com.hk](mailto:william.fitchett@bbva.com.hk)



RESEARCH



43/F., Two IFC, 8 Finance Street, Central, Hong Kong | Tel.: +852 2582 3111 | [www.bbva.com.hk](http://www.bbva.com.hk)

Before you print this message please consider if it is really necessary.

This email and its attachments are subject to the confidentiality terms established in the corresponding regulations and are intended for the sole use of the person or persons indicated in the header. They are for internal use only and cannot be distributed, copied, conveyed or furnished to third parties without prior written consent from BBVA. If this message has been received erroneously, it is forbidden to read, use or copy any of the contents and you are asked to inform BBVA immediately by forwarding the email to the sender and eliminating it thereafter.