

Weekly Flash

Mexico

Next week...

March 9, 2012

Economic Analysis

Iván Martínez Urquijo
ivan.martinez.2@bbva.com

... Lending rate at 4.5% with no outlook for change

Banxico will release its monetary policy decision on Friday, March 16. **In line with most analysts, we expect the lending rate to remain unchanged.** In addition, we believe the tone of the release will continue to suggest a neutral monetary outlook, **with no signs that could anticipate for the market a coming change** in the rate. On the one hand, the chance of a rate cut is decreasing given the improvement in US output indicators and domestic inflation near the upper limit of the Banxico target variability range. In this way, in line with our forecasts, **inflation will come in above 4% between March and September.** On the other hand, the lack of domestic pressures from demand, wages or the exchange rate, and the **anchoring of medium-term inflation forecasts** avoid a downturn in the inflationary risk balance and, therefore, a change in monetary policy. Finally, attention will need to be paid to any mention in the release regarding the impact of the recent higher oil prices on the Mexican economy.

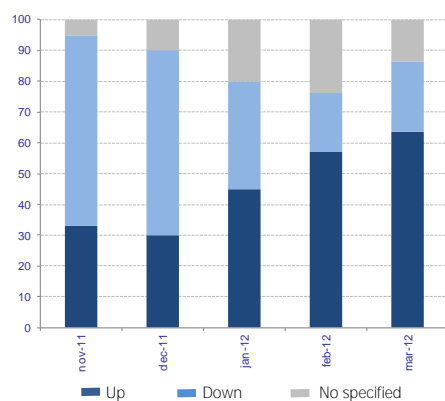
Major inflows on the fixed income securities market and the good performance of the MXN

Last week, both foreign investors and domestic institutional investors saw major activity on the Mbonds market. The Siefores closed as net sellers while foreigners closed with major net purchases. In turn, the MXN saw a better relative performance among the G10 and emerging market currencies. Global liquidity conditions, with a slight moderation in cyclical and sovereign risks, could continue to support additional strengthening (short-term range: 12.55-12.95).

Market Analysis

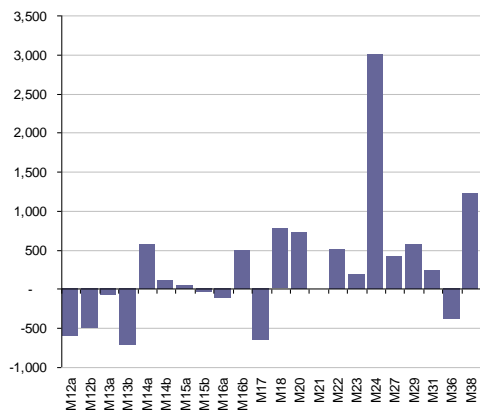
Octavio Gutiérrez Engelmann
o.gutierrez3@bbva.bancomer.com

Chart 1
Expectations regarding the next move in the lending rate (% analysts)



Source: BBVA Research with data from the Financial Market Analysts' Forecast Survey collected by Banamex

Chart 2
MBond: Net foreign inflows over the week (millions of MXN)



Source: BBVA Research with Bloomberg and Indeval

Calendar: Indicators

Industrial Output in January (Tuesday, March 13)

Forecast: 0.2% m/m 3.0% y/y Consensus: 0.2% m/m Previous: 0.9% m/m (3.5% y/y)

Economic Analysis

Pedro Uriz
pedro.uriz2@bbva.com

Cecilia Posadas
c.posadas@bbva.com

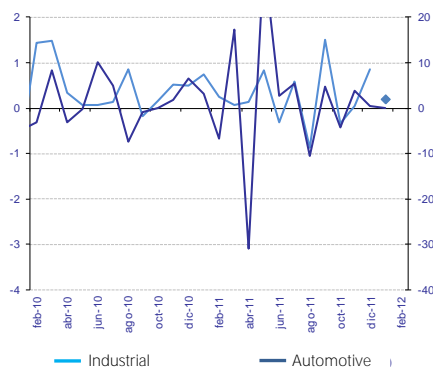
Awaiting the release of automotive output indicators and employment in February, industrial output in January is the first data for 2012 corresponding to all industrial output. **The forecast increase, below that from last December** is in line with known performance in variables linked to manufacturing output such as automotive output (0.0% m/m SA vs. 2.1% on average in the two previous months). In turn, **US industrial and manufacturing output also saw monthly declines**. This was seen in the contraction in intermediate goods imports (-1.3% m/m in January vs. 0.4% on average in the previous three months). Further, the other major component to industrial output - construction - saw a slower pace toward the end of 2011, especially in its main component, building.

Q4 GDP demand components (Wednesday, March 14)

Forecast: Aggregate demand: -1.3% Consensus: 4.7 Previous: 2.2% q/q (4.8% y/y)
q/q 5.6% y/y

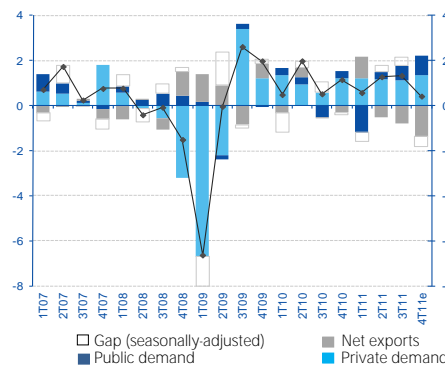
On Wednesday we will learn the breakdown for public, private and external demand for GDP in 4Q11, released a few weeks ago (0.4%q/q). **We forecast private consumption will have seen slower growth**, although increasing above the rate of GDP, **from 2%q/q in Q4 to near 0.8% in the last quarter of the year**. This is in line with the **slower expansion rate in available income** in real terms for the formal sector. This grew at lower rate throughout 2011. For the economy as a whole, employment income per worker in real terms has seen annual declines over 15 consecutive quarters. This situation has been partially offset by higher employment. In turn, capital goods imports increased in the last three months of the year from -2.1% on average in Q311 to 2% in the last quarter. This could be reflected in **better investment**, especially private investment which we estimate to have recorded growth of around 1% per quarter vs. -0.6% in the previous quarter.

Chart 3
Industrial Output and Automotive Industry (% change m/m)



Source: BBVA Research with data from INEGI and AMIA

Chart 4
GDP demand components (q/q % change and components)



Source: BBVA Research with INEGI data

Markets

Major institutional and foreign investor inflows dominate the week on the fixed income market

Market Analysis

Octavio Gutiérrez Engemann
o.gutierrez3@bbva.bancomer.com
+5255 5621 9245

Equity Latam
Chief Analyst
Rodrigo Ortega
r.ortega@bbva.bancomer.com
+52 55 5621 9701

Fixed-Income Analysis
Mexico/Brazil
Chief Strategist
Ociel Hernández
o.hernandez@bbva.bancomer.com
+5255 5621 9616

FX Mexico // Brazil
Claudia Ceja
claudia.ceja@bbva.bancomer.com
+5255 5621 9715

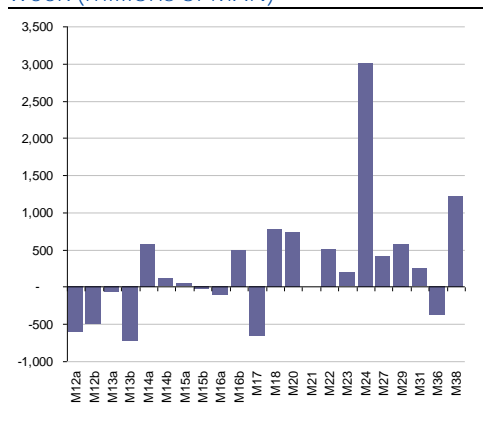
Technical Analysis
Alejandro Fuentes
a.fuentes@bbva.bancomer.com
+52 55 5621 9975

Last week, both foreign investors and domestic institutional investors saw major activity on the Mbonds market, mainly in medium- and long-term maturities. Nonetheless, the data may be misleading. The Siefores ended the week as net sellers. Therefore, after carrying an aggregate of over MXN 3.5bn up to Wednesday, they closed at only MXN 1.3bn. In turn, foreigners were also highly active with net purchases of MXN 5.8bn (a strong week). However, 50% of this investment went to a single reference, the M2024.

MXN sees better relative performance among G10 and EM currencies

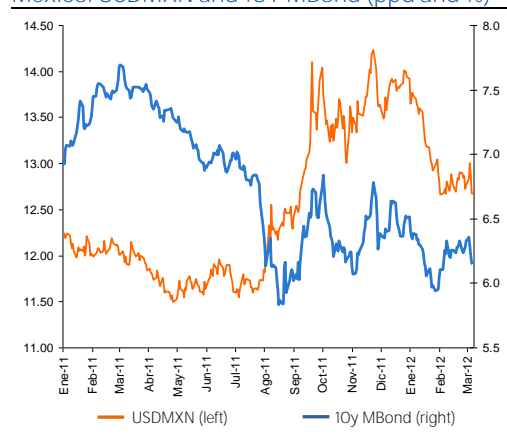
Uncertainties linked to the Greek PSI over the week (and the later announced results) as well as the series of economic indicators (especially the positive surprises in US employment data) led the MXN closing the week with a better relative performance among G10 and EM reference currencies, strengthening around 1%. This not without hitting a high of 13.0 (the highest depreciation among emerging currencies) the first two days of the week. In this sense, with regard to other currencies, **the currency saw a higher response margin to the "news" factor**, although still without taking into account any direction scenario. We believe it could hold sway in the short term. It should be highlighted that the correlation with domestic fixed income assets again took hold, both benefitting from foreign inflows. In this way, **global liquidity conditions, in a scenario where both cyclical and sovereign risks have moderated slightly, could continue to support additional strengthening**. The above would be limited to the set short-term range of 12.55-12.95.

Chart 5
MBond: Net foreign inflows over the week (millions of MXN)



Source: BBVA Research with Bloomberg and Indeval

Chart 6
Mexico: USDMXN and 10Y MBond (ppd and %)



Source: BBVA Research and Bloomberg

Market Analysis
Equities

Technical Analysis
Alejandro Fuentes Pérez (*)
afuentes@bbva.bancomer.com
+ 5255 5621 9705

(*) Writer(s) of the report

Technical Analysis

IPC Stock Market Index



The IPC saw a profit-taking week leading it to again attempt the 37,500pts floor where it again found a bottom. The bounce at the end of the week was not strong enough to take the market above the 10- and 30-day rolling averages. In order to consider a short-term buy signal, it would need to come in above these technical levels (37,900pts) and, more importantly, above 38,400pts, the resistance level in February. The floor remains at 37,500pts and, below this, at 36,500pts.

Previous Rec: We recommend watching this floor since a downward break would set off an adjustment signal which we believe could find a floor of 36,500pts, -4% below current levels.

Source: BBVA, Bancomer, Bloomberg

MXN

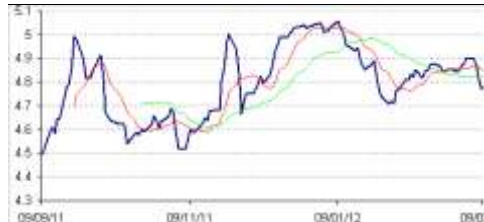


The dollar tried to break up through the MXN13.00 resistance mark for the third week in a row, without success. It returned to test the floor of MXN12.60, where we see it trying a new upswing. The trend change signal would only be given with a upward break through MXN13.00.

Previous Rec: With a major floor at MXN12.60, we do not recommend taking long positions unless it manages to hit above the resistance.

Source: BBVA, Bancomer, Bloomberg

3Y M BOND

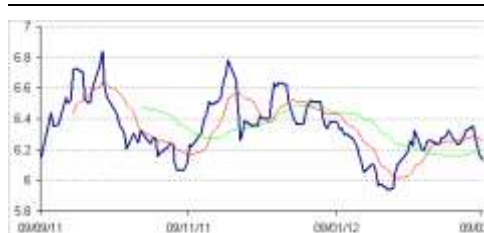


3Y M BOND: (yield): Finds floor at the 200-day rolling average (4.9%) and sits below the 10- and 30-day rolling averages. The adjustment could continue to the 4.7% range.

Previous Rec: We maintain a target 5% and a floor at 4.8%.

Source: BBVA, Bancomer, Bloomberg

10 YEAR M BOND



10 YEAR M BOND: (yield): Hits the 200-day rolling average at the start of the week but finds resistance and begins adjusting. This move could continue to the 6% range.

Previous Rec: Resistance at 6.46% in the 200-day rolling average. Oscillating indicators support a move toward this level.

Source: BBVA, Bancomer, Bloomberg

Markets

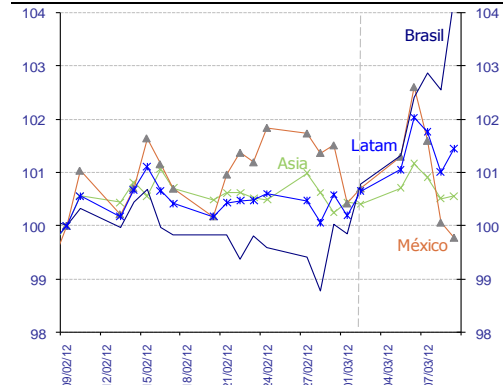
Better-than-expected US employment data and "agreement" among Greek authorities and private creditors lead to a higher exchange rate at the end of the week. Highs hit on stock markets which, in general, fail to compensate for the fall mid-week

Chart 7
Stock Markets: MSCI Indices
(Feb 9, 2012 index=100)



Source: Bloomberg & BBVA Research

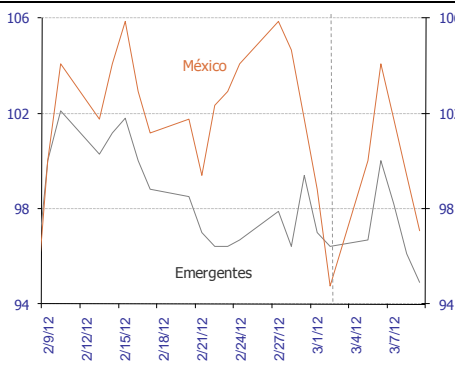
Chart 8
Foreign exchange: dollar exchange rates
(Feb 9, 2012 index=100)



Source: Bloomberg and BBVA Research Note: LATAM includes Argentina, Brazil, Chile, Colombia and Peru. Asia includes the Philippines, South Korea, Taiwan, Singapore, Indonesia and Thailand. Non-weighted averages

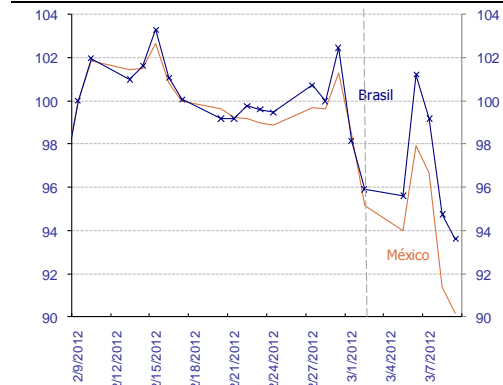
Greek debt swap relaxes risk aversion at the end of the week

Chart 9
Risk: EMBI+ (Feb 9, 2012 index=100)



Source: Bloomberg & BBVA Research

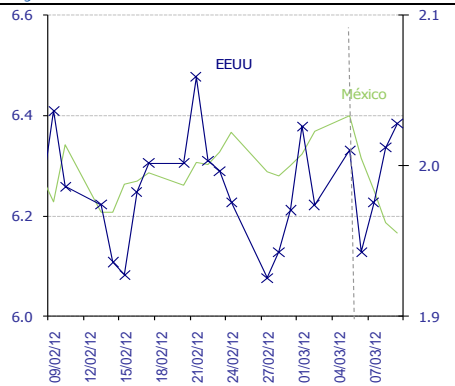
Chart 10
Risk: 5-year CDS (Feb 9, 2012 index=100)



Source: Bloomberg & BBVA Research

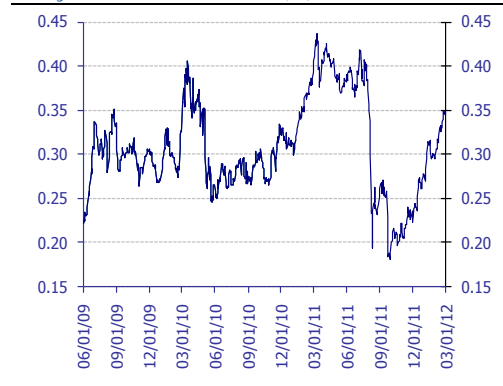
US rates up and Mexican rates down in the face of greater risk appetite at the end of the week

Chart 11
10-year interest rates*, last month



Source: Bloomberg & BBVA Research

Chart 12
Carry-trade Mexico index (%)

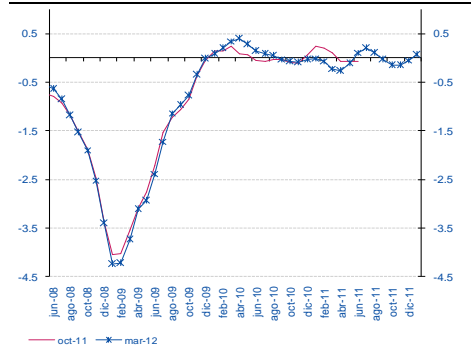


Source: BBVA Research with data from Bloomberg

Activity, inflation, monetary conditions

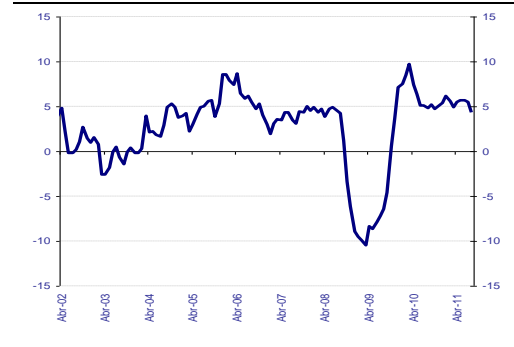
Output holds positive performance, situation indicators point to 1T12 with quarterly rates around 0.6%

Chart 13
BBVA Research Synthetic Activity Indicator for the Mexican economy



Source: BBVA Research with data from INEGI, AMIA and BEA
Weighted sum of 21 different indicators of activity, expenditure and expectation, based on trend series.

Chart 14
Advance Indicator of Activity (% change y/y)



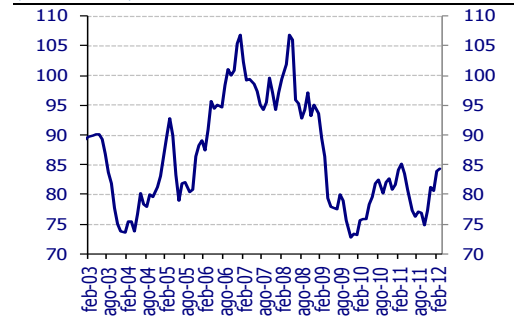
Source: INEGI

Chart 15
Inflation Surprise Index (July 2002=100)



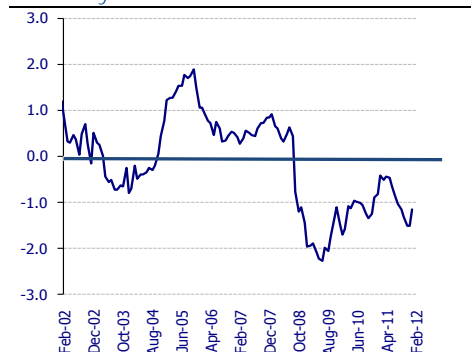
Source: BBVA Research with data from Banxico from the monthly surveys on the expectations of economic specialists in the private sector.

Chart 16
Activity Surprise Index (2002=100)



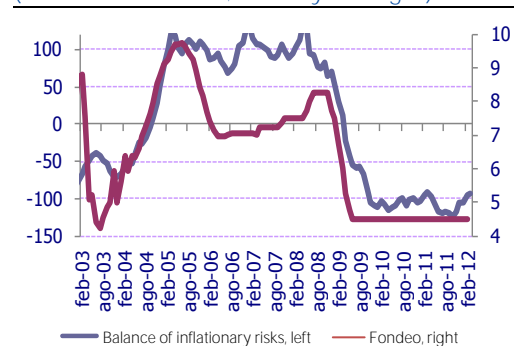
Source: BBVA Research with Bloomberg data. Difference between recorded data and the Bloomberg consensus for seven activity variables in Mexico. Standardized index. Rises (falls): positive (negative) surprises.

Chart 17
Monetary Conditions Index



Source: BBVA Research

Chart 18
Balance of Inflationary Risks* and Lending Rate (standardized and %; monthly averages)



Source: BBVA Research. *Standardized, weighted index (between inflation and economic growth); uses economic indicators for activity and inflation. A rise in the index points to a greater weight of inflationary risks over growth risks and thus a greater likelihood of monetary restriction

Monetary conditions slightly strained due to recent exchange rate appreciation

IMPORTANT DISCLOSURES

Analyst Certification

I, Octavio Gutiérrez, Rodrigo Ortega, Edgar Cruz, Claudia Ceja, Ociel Hernández, Liliana Solis and Alejandro Fuentes Pérez: hereby certify that the views expressed in this research report accurately reflect my personal views about the mentioned corporation(s) and its (their) securities. I also certify that I have not been, am not, and will not be receiving direct or indirect compensation in exchange for any specific recommendation in this report.

Rating, target price and price history information for the companies that are the subject of this report are available at www.bancomer.com

Receipt of Compensation / Provision of Services current as of 2/28/12

Management or Co- Management of Public Offering. Within the past twelve months, BBVA Bancomer, S.A., Institución de Banca Múltiple, Grupo Financiero BBVA Bancomer ("BBVA Bancomer"), and/or its affiliates, have participated as manager or co-manager in public offerings, and received compensation for these services, of the company(ies), which is(are) the subject of this report: Actinver, Arca Continental, Banco Compartamos, Banco Interacciones, Banco Inbursa, BNP, Bimbo, Caterpillar Credito, Cemex, Comisión Federal de Electricidad, Corporación Interamericana de Inversiones, Chedraui, Daimler, El Puerto de Liverpool, Embotelladoras Arca, Facileasing, Ferrocarril Mexicano, Fonacot, GE Capital Bank, General Electric, GMAC, Hipotecaria su Casita, HSBC, INFONAVIT, Maxcom, Megacable, Nemark, NRF(Nissan), OHL, Paccar, Pemex, Posadas, Prudential Fiancial, Ruba, Tefovis, Telmex Internacional, Telefónica Móviles México, Toyota, Urbi, VWLease.

Investment Banking Compensation. Within the past twelve months, BBVA Bancomer, and/or its affiliates, have received compensation for investment banking, common representation and credit related services from the Company/ies, which is(are) the subject of this report: Acciona, Aeromexico, Agropecuaria Santa Genoveva, Alsea, América Móvil, Asur, Avicola Pilgrim´s Pride de Mexico, Axtel, Bancomext, Banco de Credito e Inversiones, Banco Santander, Banorte, Banregio, BMV, Cemex, Cencosud, CIE, Cintra, Colbun, Comercial Mexicana, Comisión Federal de Electricidad, Concesionaria Mexiquense, Consorcio Comex, CAF, Controladora de Farmacias, Copamex, Coppel, Corporacion Andina de Fomento, Corporación Geo, Corporativo Arca, Corporación Moctezuma, Credito Inmobiliario, Daimler Chrysler de México, Dine, El palacio de Hierro, Elementía, Empresas Cablevisión, Endesa (Chile), Facileasing, Factoring Corporativo, Farmacias Benavides, FCC, Femsa, Ferrosur, Fomento de Infraestructura Turistica Cancun, Gas Natural Mexico, GEO, Gruma, Grupo Alfa, Grupo Ara, Grupo Brescia, Grupo Bimbo, Grupo Carso, Grupo Casa Saba, Grupo Cementos de Chihuahua (GCC), GAP, Grupo Comercial Chedraui, Grupo Collado, Grupo Comercial Gomo, Grupo Dermat, Grupo Elektra, Grupo Famsa, Grupo Femsa, Ford Credit Mexico, Grupo Financiero Inbursa, Grupo R, Grupo Scotiabank, Grupo Herdez, Grupo ICA, Grupo La Moderna, GMAC, Grupo Maseca, Grupo México, Grupo Posadas, Grupo R, Grupo Sanborns, Grupo Televisa, Grupo TMM, Grupo Videomax, Grupo Xignux, Hilasal Mexicana, Homex, HSBC, Holcim (Apasco), Hylsamex, Ideal, Imsa/Tarida/Ternium, Industrias Bachoco, Hipotecaria Casa Mexicana, Hipotecaria su Casita, ICA, Industrias Aluprint, Industrias CH, Industrias Peñoles, Inmobiliaria Ruba, Interceramic, Kansas City Southern de México, Kaupthing Bank, Kimberly Clark México, Lamosa, Liverpool, Mabe, Manufacturas Kaltex, Medica Sur, Megacable, Mexichem, Minera los Pelambres, Molytmet, Municipio de Aguascalientes, Nadro, Nafin, NRF México, Nemark, OHL, Paccar, Pasa, Pemex, Petrotex, Pimsa, Plavicom, Prolec GE, Ruba, Sare, Sears, Sigma, Simec, Scotia Bank Inverlat, Techint, Telefónica CTC, Telefónica Móviles, Telint, Telmex, Tenaris, Toyota, Urbi, Value, Volcan Cia Minera, VWLease.

Expected Investment Banking and services Compensation. In the next three months, BBVA Bancomer, and/or any of its affiliates, expects to receive or intends to seek compensation for investment banking, common representation and credit related services from the company (ies) discussed in this report.

BBVA Bancomer acts as market maker/specialist in: MexDer Contrato de Futuros (Dólar de Estados Unidos de América (DEUA), TIIE de 28 días (TE28), Swap de TIIE, CETES de 91 días (CE91)), Bonos M, Bonos M3, Bonos M10, Índice de Precios y Cotizaciones de la BMV (IPC), Contrato de Opciones (IPC, Acciones América Móvil, Cemex, CPO, Femsa UBD, Gcarso A1, Telmex L), Udibonos.

BBVA acts as market maker/specialist in Latibex: Alfa, AMX, Corporación Geo, Grupo Modelo, ICA, Sare, Telmex.

BBVA Bancomer, is recognized by Mexico´s Finance Ministry as a market improver and acts as a market maker/specialists in MEXDER, Mercado Mexicano de Derivados.

Ownership Positions

BBVA Bancomer, and/or its affiliates holds, directly or indirectly, at least 1 % of the equity capital of the following company/ies whose shares are open to negotiation in organized markets and which is(are) the subject of this report: BOLSA, CEMEX VENEZUELA, GRUPO VIDEOVISA, MAXCOM TELECOMUNICACIONES, MEGACABLE, PASA.

BBVA Bancomer, and/or its affiliates hold(s), directly or indirectly; as of the end of the last quarter, at least a 10 % of it´s investment portfolio, or 10% of the amount issued, of the securities or underlying investments issued by the companies which is(are) the subject of this report: AXTEL.

Other Disclosures

To the best of BBVA Bancomer´s knowledge, a Member of it´s Board, it´s CEO or Senior Manager holding a direct reporting position to BBVA Bancomer´s CEO holds a similar position in any of the following company/ies which is(are) the subject of this report: Alfa, Alsea, Amx, Asur, Bimbo, CMR, Dine, Femsa, GAP, Gmodelo, Grupo financiero Inbursa, Grupo Carso, Grupo Posadas, Hogar, Invex, Kof, Kuo, Liverpool, Maseca, Oma, Peñoles, Sanborns Hermanos, Sears Roebuck, Telecom, Telefónica Móviles México, Telmex, Tenaris, Tlevisa, Urbi, Vitro.

Additional Information and Disclaimer

Ratings and Price Targets

As of December 30, 2011, for the whole universe of companies which BBVA Bancomer, has under coverage there are 51% Buy ratings (including "Buy" and "Outperform"), 4% Neutral ratings and 45% Sell ratings (including "Sell" and "Underperform"). BBVA Bancomer or any of its affiliates has rendered Investment Banking services or participated as manager and/or co-manager in public offerings in 50% of the Buy ratings, 10% of the Neutral ratings and in 40% of the Sell ratings.

Ratings are set on a six-month or year-end basis against the relevant benchmark. BBVA Bancomer issues three equity recommendations: Outperform: Upside potential of more than 5% vs. the market. Neutral: Stock is expected to perform in line with the market (+/-5%). Underperform: Expected downside of at least 5% vs. the market:

Recommendations reflect the stock´s expected performance vs the market, within a specified period. This performance may be explained by the fundamental stock valuation method and other factors. The fundamental stock valuation method used by BBVA Bancomer S.A., is based on a combination of one or more generally accepted financial analysis methodologies, which may include, multiples, discounted cash flows, sum of parts or any other methodology that applies to the particular case. Notwithstanding other factors include newsflows, benefit timing, M & A´s and market´s appetite in a given sector. These factors can lead to a recommendation contrary to that indicated by the simple fundamental valuation results and its comparison with direct quotations.

This document and the information, opinions, estimates and recommendations expressed herein, have been prepared by BBVA Global Markets Research an affiliate of Banco Bilbao Vizcaya Argentaria, S.A. (BBVA) and/or BBVA Bancomer, to provide their or its customers with general information as of the date of the report and are subject to changes without prior notice. BBVA Bancomer is not liable for giving notice of such changes or for updating the contents hereof. This document and its contents do not constitute an offer, invitation or solicitation to purchase or subscribe to any securities or other instruments, or to undertake or divest investments. Neither shall this document nor its contents form the basis of any contract, commitment or decision of any kind. For more information please contact the persons included in the directory of this document.

The determination of a price target does not imply any warranty that it will be attained. For a discussion of the risks associated with the attainment of price targets, which depend on intrinsic and extrinsic factors that affect both the performance and trends prevailing in the market on which the recommended securities is traded and/or offered, please refer to our recently published documents, which are available via e-mail, contact our analysts or visit our internet site www.bancomer.com.

Investors who have access to this document should be aware that the securities, instruments or investments to which it refers may not be appropriate for them due to their specific investment goal, financial position or risk profile, for these have not been taken into account in the preparation of this report. Therefore, investors should make their own investment decisions considering the said circumstances and obtaining such specialized advice as may be necessary. Investors should note that the past performance of securities or instruments or the historical results of investments do not guarantee future performance. The market prices of securities or instruments or the results of investments could fluctuate against the interests of investors. Investors should be aware that they could even face a loss of their investment.

The contents of this document are based upon information available to the public that has been obtained from sources considered to be reliable. However, such information has not been independently verified by BBVA Bancomer, and therefore no warranty, either express or implicit, is given regarding its accuracy, integrity or correctness. BBVA Bancomer, accepts no liability of any type for any direct or indirect losses arising from the use of the document or its contents.

Investors should note that the past performance of securities or instruments or the historical results of investments do not guarantee future performance. The market prices of securities or instruments or the results of investments could fluctuate against the interests of investors. Investors should be aware that they could even face a loss of their investment.

Transactions in futures, options or high-yield securities can involve high risk and are not appropriate for every investor. Indeed, in the case of some investments, the potential losses may exceed the amount of the initial investment; in such circumstance, investors may be required to pay more money to support those losses. Thus, before undertaking any transaction with these instruments, investors should be aware of their characteristics, as well as the rights, liabilities and risks associated with these securities and their underlying investments. Investors should also be aware that secondary markets for the said instruments may be limited or may not exist.

BBVA Bancomer, or any of its affiliates, as well as their respective executives and employees, may have a position in any of the securities or instruments referred to, directly or indirectly, in this document, or in any other related thereto; they may trade for their own account or for third-party account in those securities, provide consulting or other services to the issuer of the aforementioned securities or instruments or to companies related thereto or to their shareholders, executives or employees, or may have interests or perform transactions in those securities or instruments or related investments before or after the publication of this report, to the extent permitted by the applicable law.

BBVA Bancomer BBVA Securities Inc., BBVA Brazil, BBVA Continental, BBVA Banco Frances, BBVA Chile or any affiliate of the BBVA Group, of its affiliates' salespeople, traders, and other professionals may provide oral or written market commentary or trading strategies to its clients that reflect opinions that are contrary to the opinions expressed herein. Furthermore, BBVA Bancomer or any of its affiliates' BBVA Securities Inc., BBVA Brazil, BBVA Continental, BBVA Banco Frances, BBVA Chile or any affiliate of the BBVA Group's proprietary trading and investment businesses may make investment decisions that are inconsistent with the recommendations expressed herein.

No part of this document may be (i) copied, photocopied or duplicated by any other form or means (ii); redistributed or forwarded; or (iii) quoted, without the prior written consent of BBVA Bancomer. No part of this report may be copied, conveyed, distributed or furnished to any person or entity in any country (or persons or entities in the same) in which its distribution is prohibited by law. Failure to comply with these restrictions may breach the laws of the relevant jurisdiction.

This document is provided in the United Kingdom solely to those persons to whom it may be addressed according to the Financial Services and Markets Act 2000 (Financial Promotion) Order 2001 and it is not to be directly or indirectly delivered to or distributed among any other type of persons or entities. In particular, this document is only aimed at and can be delivered to the following persons or entities (i) those outside the United Kingdom (ii) those with expertise regarding investments as mentioned under Section 19(5) of Order 2001, (iii) high net-worth entities; and (iv) any other person or entity under Section 49(1) of Order 2001 to whom the contents hereof can be legally revealed.

This document is being distributed for BBVA Bancomer in Singapore by Banco Bilbao Vizcaya Argentaria (BBVA), Singapore Branch purely as a resource and for general informational purposes only, and is intended for general circulation. Accordingly, this research document does not take into account the specific investment objectives, financial situation, or needs of any particular person and is exempted from the same by Regulation 34 of the Financial Advisers Regulations ("FAR") (as required under Section 27 of the Financial Advisers Act (Cap. 110) of Singapore ("FAA")).

Please note Banco Bilbao Vizcaya Argentaria (BBVA) is not an Authorised Deposit taking Institution within the meaning of the Banking Act 1959 nor is it regulated by the Australian Prudential Regulatory Authority (APRA).

The remuneration system concerning the analyst/s author/s of this report is based on multiple criteria, including the results obtained by BBVA Bancomer BBVA Securities Inc., BBVA Brazil, BBVA Continental, BBVA Banco Frances, BBVA Chile and by BBVA Group in the fiscal year, which, in turn, include the results generated by the investment banking business, common representation or credit related services; nevertheless, they do not receive any remuneration based on revenues from the mentioned areas or a specific transaction in investment banking, common representation or credit related services.

The information contained in this document should be taken only a general guide on matters that may be of interest. The application and impact of the laws may vary substantially depending on specific circumstances. Changes in regulations and the risks inherent in electronic communication may cause delays, omissions, or inaccuracy in the information contained in this site. Accordingly, the information contained in the site is supplied on the understanding that the authors and editors do not hereby intend to supply any form of consulting, legal, accounting or other advice. As such, it should not be considered a substitute for the direct advice provided by accounting and fiscal advisors or other competent consultants.

All images and texts and texts are the property of BBVA Bancomer and may not be downloaded from the Internet, distributed, stored, re-used, re-transmitted, modified or used in any way, except as specified in this document, without the express written consent of BBVA Bancomer. BBVA Bancomer reserves all intellectual property rights to the fullest extent of the law. None of the information contained herein may be interpreted as a concession by implication, exclusion or any other means, of any patent or brand of BBVA Bancomer or of any third party. Nothing established herein should be interpreted as a concession of any license or right under any BBVA Bancomer copyright.

BBVA Bancomer, as well as its executives and employees have adopted the Código de Conducta de Grupo Financiero BBVA Bancomer, which is available in our internet site www.bancomer.com.

BBVA Bancomer, BBVA and the entities of the BBVA Group, including BBVA Global Markets Research, are subject to BBVA Group Policy on Conduct in the Securities Markets. In each entity where the Group Conducts Businesses in the Security Markets, the Policy is supplemented with the Internal Standards of Conduct which, among other regulations, include rules to prevent and avoid conflicts of interests with the ratings given, including information barriers. The BBVA Group Code of Conduct for Security Market Operations is available for reference at the following web site: www.bbva.com / Corporate Governance / Conduct in the Securities Markets.

BBVA Bancomer is regulated by the Comisión Nacional Bancaria y de Valores.

“Banco Bilbao Vizcaya Argentaria S.A. (CE number AFR194) is regulated by the Hong Kong Monetary Authority and the Securities and Futures Commission in Hong Kong”

BBVA Bancomer BBVA Brazil, BBVA Continental, BBVA Banco Frances, BBVA Chile as well as other entities in the BBVA Group that are not members of the *FINRA* (Financial Industry Regulatory Authority), are not subject to the rules of disclosure affecting such members.

This material is being distributed into the United States in reliance on an exemption from broker-dealer registration under Rule 15a-6 of the Rules under the Securities Exchange Act of 1934. Any trades in the securities discussed in this report must be effected through a U.S. registered broker/dealer as we are not authorized to accept any order to effect trades in any security discussed in this report within the U.S.