

Mexico Weekly Flash

Next week...

- ... focus falls on the first output indicators for July in Mexico and the US

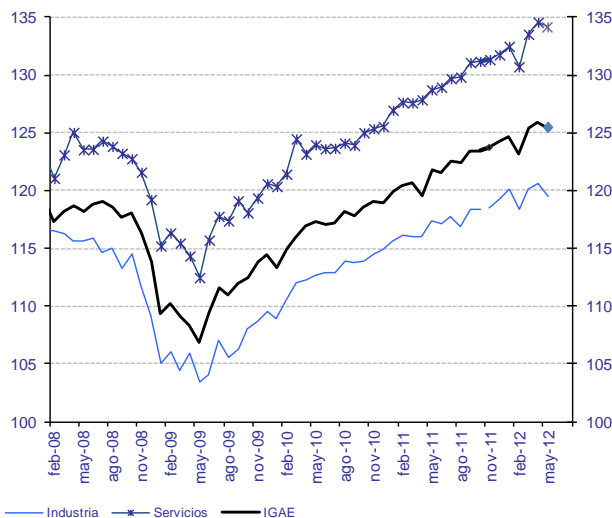
This last week was a good example of how global volatility is setting the short-term performance of the Mexican peso, without major impact from domestic variables which show no major surprises. Inflation for the first two weeks of July was 0.1pp higher than expected due to higher poultry prices; the IGAE saw a -0.4% change in May (BBVA Research forecast: -0.5%) and the trade balance in June was in surplus by 601 million dollars (BBVA Research forecast: +339 million; consensus: -100 million). With no important news on the domestic front, the euro crisis continues to be the driving factor in the peso rate with the currency being used as a risk hedge for emerging markets.

Neither do we expect to see domestic economic indicators changing the panorama for the Mexican economy this coming week. Public finances in June (released: Monday, July 30) will continue to show sustained oil and non-oil revenue growth given the way the cycle is going. Consumer confidence and manufacturing output for July will be more important (Friday, August 3) which in June saw consistent declines with the US cycle running out of steam. In this way, we will see if the cyclical situation is confirmed from July's ISM figures (Wednesday, August 1) and non-farm payroll (Friday, August 3). On the domestic front, the minutes from the latest Banxico monetary policy meeting will need to be looked at closely (Friday, August 3) to see the Board's level of concern about the slowdown in global output and its impact on domestic output and inflation.

- The MXN and MBonds diverged at the end of the week, with the currency closing with gains and fixed income assets falling

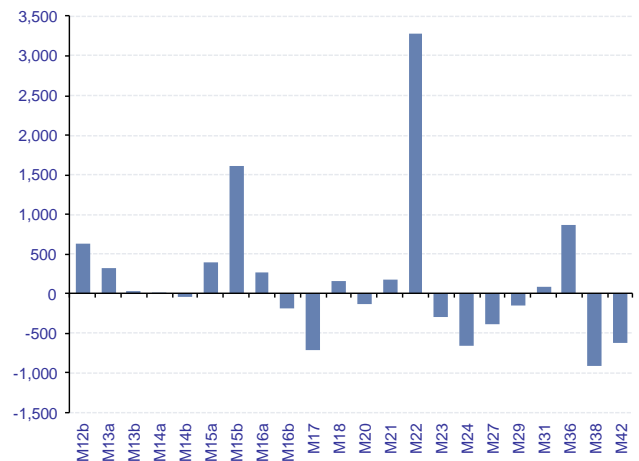
Domestic curves and the MXN again showed divergence at the end of last week. Meanwhile, the currency ended up 1% over the week and the Reference 10-year MBond yield moved up by 30bp

Chart 1
IGAE, 2003=100



Source: BBVA Research

Chart 2
Net Foreign Inflows to MBOND curve (millions of MXN) - July 26, 2012



Source: BBVA Research, Banxico, Inveal

Calendar: Indicators

Public Finances in 2Q2012 (July 30)

The second quarterly public finance report is released next week. We believe one of the most important aspects will be the performance in budget revenues. Total revenues tally annual growth to May of 7.4%, a much higher rate than estimates after the budget approval of 4.0% (4.5% if we take out the effect of the elimination of the federal tenure). However, this growth is due to a 17% rise in oil revenue and a 10.7% rise from non-oil institutions and companies. Nonetheless, tax revenue, which was expected to increase 2.8% y/y (3.8% without tenure) accumulated a growth rate of 0.8% y/y to May due to VAT receipts only increasing 2.1% while IETU business tax fell -17.4%, in addition to the aforementioned vehicle tenure cancelation. In this way, although public revenue is higher than expected with the main items increasing over the last 12 months (Chart 4) even higher than expected, these increases are mainly based on oil.

Consumer and producer confidence in July (August 3)

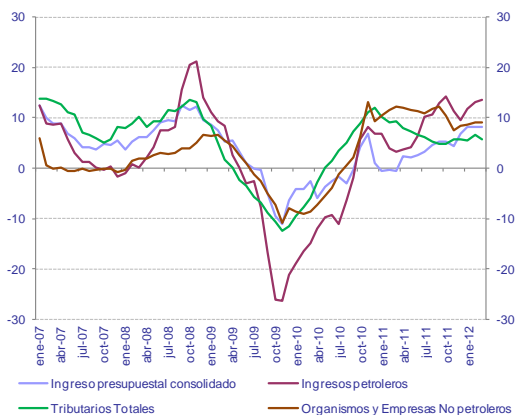
Forecast:		
Consumer: 0.4% m/m, 95.6 pts	Consensus: N.A.	Previous: -1.3% m/m, 95.2 pts
Producer: 0% m/m, 52.7 pts		Previous: 0% m/m 52.7 pts

The producer and consumer confidence figures for July are set to be released this week. Consumer confidence benefitted from the consistent increase in the IMSS which grew at a rate of nearly 0.4% monthly in the last 18 months and recently even increased to 0.5% m/m. In short, the confidence level continues to be below what it was before the 2009 recession which could be linked to low real wages growth. Finally, growth, albeit modest, in consumer confidence is a support for private consumption alongside access to finance.

In turn, we forecast manufacturing producer confidence to have remained stable in July within a framework of a continual slowdown since mid-2010, in line with the slowdown in industrial output. Several indicators linked to industrial activity such as US industrial output and the ISM there point to a slowdown toward the third quarter. This would be in line with contracted foreign demand for manufacturers.

Chart 3

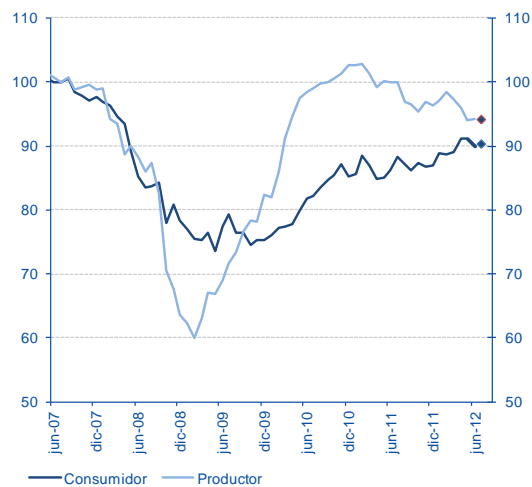
Budget revenues and components (% change y/y)



Source: BBVA Research with SHCP data

Chart 4

Confidence: consumer and producer (July 07 = 100)



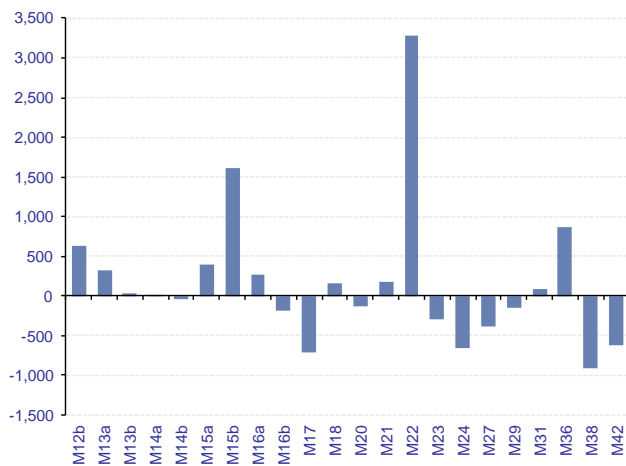
Source: BBVA Research with data from INEGI and SNIIM

The MXN and MBonds diverged at the end of the week, with the currency closing with gains and fixed income assets falling

Domestic curves and the MXN again showed divergence at the end of last week. Meanwhile, the currency ended up 1% over the week and the Reference 10-year MBond yield moved up by 30bp. Initially, losses on the curve were due to a more marked risk aversion scenario in the face of concerns that Spain would need a bailout (beyond the financial support approved for the banking system). Nevertheless, as the days went by, higher investor spirits (leading to a 3% rise in the peso from its weekly high of 13.78) did not spread to fixed income assets. MBonds, however, correlated again with USTs although, in our opinion, the reasons for this were not the same. We believe the move in the curve was led more by technical strategies among domestic investors than a negative view from overseas.

In fact, it should be highlighted that while most losses were concentrated in the medium term, foreigners invested in the MBond 2022. Indeed, our estimate for net purchases shows that from Monday to Thursday foreign capital inflows for this bond were MX 3.8 bn while the Siefores had a net flow of MX 843 mn for that product. On balance, foreign inflows were positive (MX 3.778 bn) but exit moves were seen in longer maturities (the 2038 and 2042 bonds saw an exit of MX 1.541 bn). Meanwhile, the Siefores went for MBonds with only investment companies seeing exits from the curve (MX 404 mn). In our opinion this shows that trading over the week comes from technical adjustments and that range dynamics should prevail.

Chart 5
Net Foreign Inflows to MBOND curve (millions of MXN) - July 26, 2012



Source: BBVA Research, Banxico, Indeval

Technical Analysis

IPC



Source: BBVA, Bancomer, Bloomberg

The week ended with a weekly balance above the 41,000pts resistance level. The next ceiling level could be at 41,500pts while the important short-term floor now sits at 40,000pts where the 30-day rolling average comes in. It should be recalled that there has been not major adjustment since the bounce started at 37,000pts. While there is not trend change on the daily chart, we will hold positions.

Previous Rec. (23/7/12). Due to the over-buying we may see at this 2nd resistance, we believe an appropriate level for profit-taking sits at 42,000pts.

MXN



Source: BBVA, Bancomer, Bloomberg

The dollar started the week moving up, breaking MXN13.50 and hitting the 50-day rolling average at MXN13.72. A downward move then began from this point. We believe the floor for this adjustment should be in the MXN13.25 zone, where we would recommend taking long positions with a stop loss at MXN13.22. If it breaks down through these levels, it could again hit levels near MXN13.00.

Previous Rec. (July 23, 2012). With the return to levels below MXN13.40, the door is open for a new return to the MXN13.25 level.

3Y M BOND

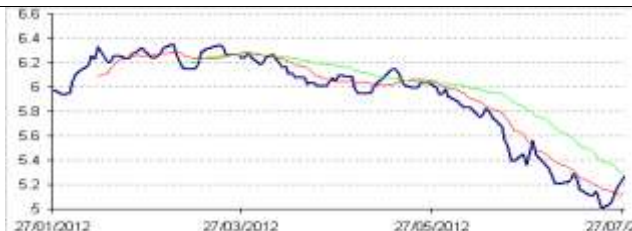


Source: BBVA, Bancomer, Bloomberg

3Y M BOND (yield): A reaction began at the end of the week. We believe it could hit 4.75% and only breaking up through this level would point to a trend change.

Previous Rec. (July 23, 2012). Next floor up to 4.55%.

10Y M BOND



Source: BBVA, Bancomer, Bloomberg

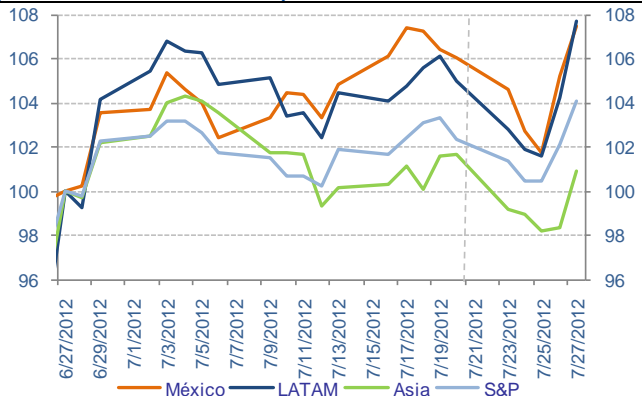
10Y M BOND (yield): Start of a bounce from the 5% support level. It already hit above the 10-day moving average, but still not over the 30-day average. Given the position of oscillating indicators, this break could be seen, seeking out 5.6%.

Previous Rec. (July 23, 2012). Next floor at the psychological level of 5% and, if broken, up to 4.8%.

Markets

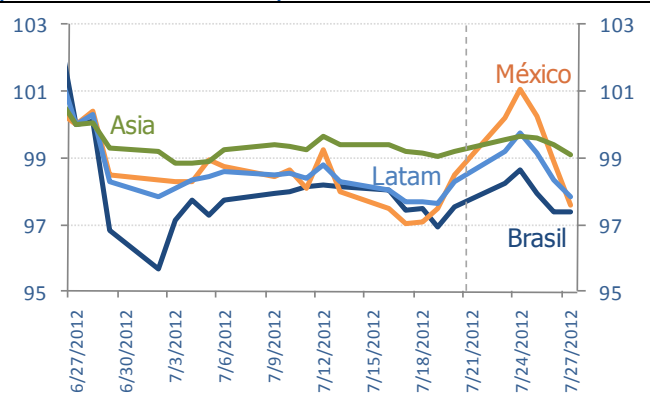
- Gains on stock markets over the week and a rise in emerging currencies after the ECB chair stated that all necessary measures would be taken to safeguard the euro. This statement was understood as a sign of a new round of bond purchases contributing to stable access to markets for peripheral nations in the euro zone.

Chart 7
Stock Markets: MSCI Indices
 (June 27, 2012 index=100)



Source: Bloomberg & BBVA Research

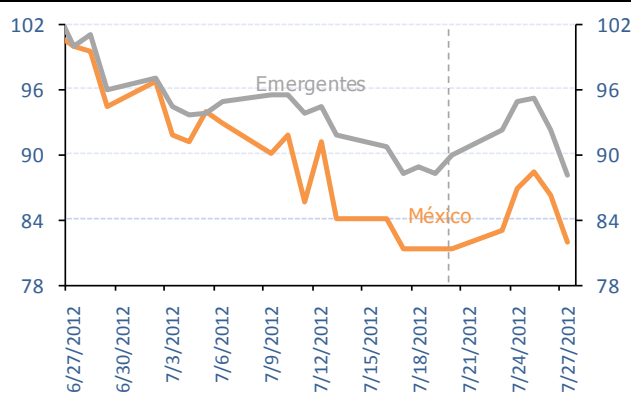
Chart 8
Foreign exchange: dollar exchange rates
 (June 27 2012 index=100)



Source: Bloomberg and BBVA Research Note: LATAM includes Argentina, Brazil, Chile, Colombia and Peru. Asia includes the Philippines, South Korea, Taiwan, Singapore, Indonesia and Thailand. Non-weighted averages

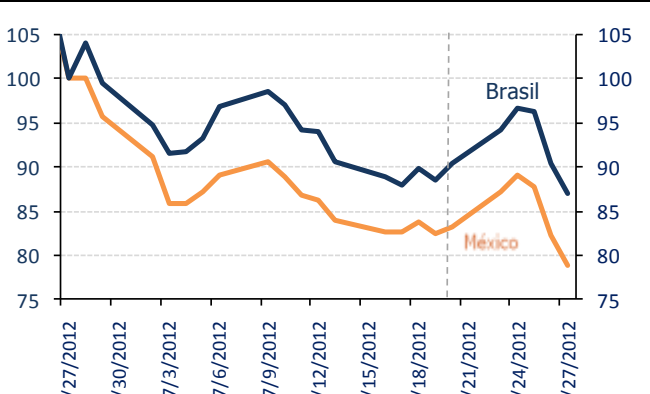
- Fall in risk aversion due to a possible ECB intervention in coming weeks

Chart 9
Risk: EMBI+ (June 27 2012 index=100)



Source: Bloomberg & BBVA Research

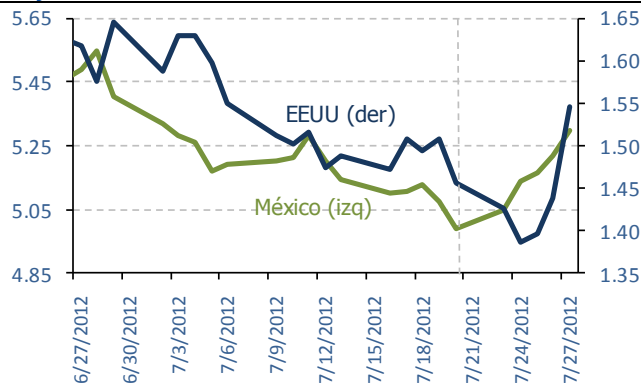
Chart 10
Risk: 5-year CDS (June 27 2012 index=100)



Source: Bloomberg & BBVA Research

- Increase in Mexican interest rates over the week mainly due to lower global risk aversion and higher US rates.

Chart 11
10-year interest rates*, last month



Source: Bloomberg & BBVA Research

Chart 12
Carry-trade Mexico index (%)

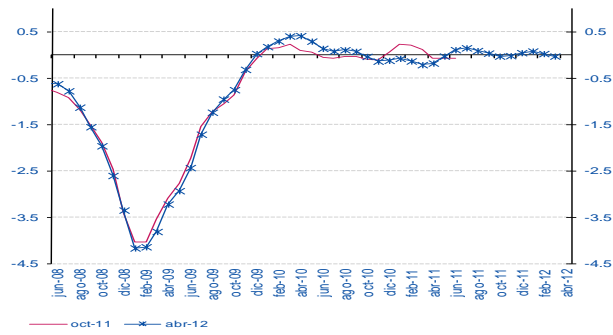


Source: BBVA Research with data from Bloomberg

Activity, inflation, monetary conditions

- Output holds positive performance, situation indicators point to 2Q12 with quarterly rates around 0.7%.

Chart 13
BBVA Research Synthetic Activity Indicator for the Mexican economy



Source: BBVA Research with data from INEGI, AMIA and BEA
 Weighted sum of 21 different indicators of activity, expenditure and expectation, based on trend series.

- Inflation ceases downward surprises while output moved up.

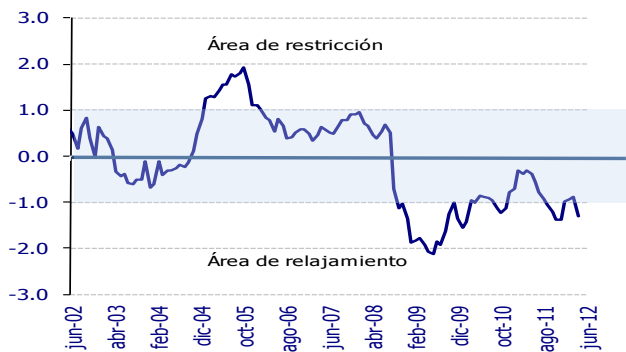
Chart 15
Inflation Surprise Index (July 2002=100)



Source: BBVA Research with data from Banxico from the monthly surveys on the expectations of economic specialists in the private sector.

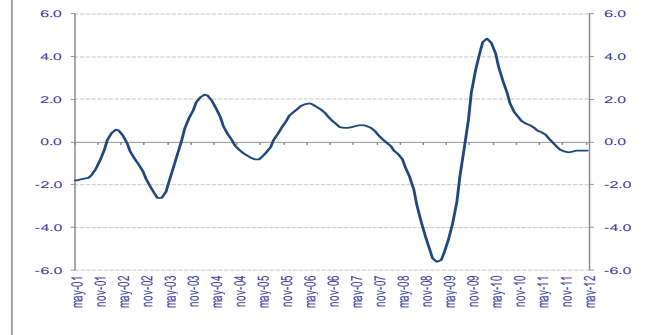
- Monetary Conditions relax after higher inflation in June.

Chart 17
Monetary Conditions Index



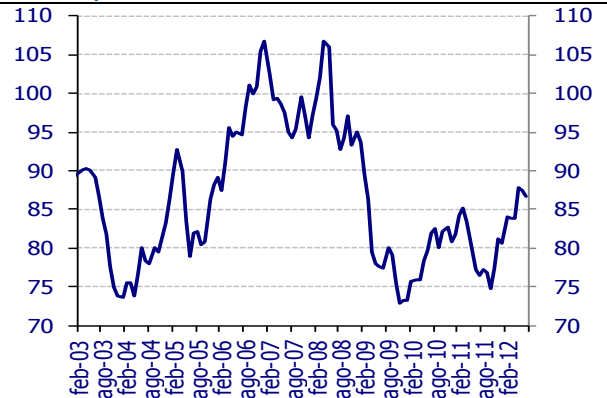
Source: BBVA Research

Chart 14
Advance Indicator of Activity, trend (% change y/y)



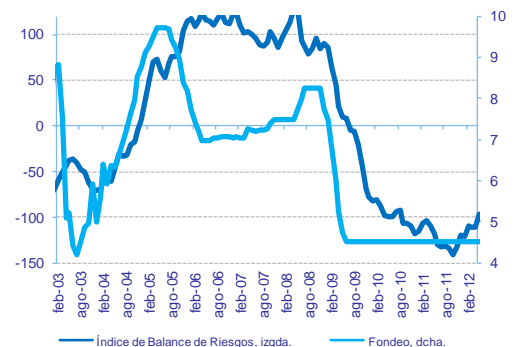
Source: INEGI

Chart 16
Activity Surprise Index (2002=100)



Source: BBVA Research with data from Bloomberg. Difference between recorded data and the Bloomberg consensus for seven activity variables in Mexico. Standardized index. Rises (falls): positive (negative) surprises.

Chart 18
Balance of Inflationary Risks* and Lending Rate (standardized and %; monthly averages)



Source: BBVA Research. * Standardized and weighted index (of inflation and economic growth) based on economic indicators of economic activity and inflation. A rise in the index points to a greater weight of inflationary risks over growth risks and thus a greater possibility of monetary restriction

Claudia Ceja
claudia.ceja@bbva.bancomer.com
+5255 5621 9715
Octavio Gutiérrez Engelmán
o.gutierrez3@bbva.bancomer.com
+5255 5621 9245
Iván Martínez
ivan.martinez.2@bbva.com

Julian Cubero
juan.cubero@bbva.com
Ociel Hernández
o.hernandez@bbva.bancomer.com
+5255 5621 9616
Rodrigo Ortega
r.ortega@bbva.bancomer.com
+52 55 5621 9701

Alejandro Fuentes Pérez
a.fuentes@bbva.bancomer.com
+52 55 5621 9705
Arnoldo López
arnoldo.lopez@bbva.com
Cecilia Posadas
c.posadas@bbva.com

Pedro Uriz
pedro.uriz2@bbva.com



| Av. Universidad 1200, Col. Xoco, Mexico 03339 D.F. | researchmexico@bbva.bancomer.com | www.bbva.com

IMPORTANT DISCLOSURES

The BBVA Group companies identified by the research analysts' names included on page 7 of this report have participated in or contributed to its preparation, including the information, opinions, estimates, forecasts and recommendations therein.

For recipients in the European Union, this document is distributed by Banco Bilbao Vizcaya Argentaria, S.A. (hereinafter called "BBVA"). BBVA is a bank supervised by the Bank of Spain and by Spain's Stock Exchange Commission (CNMV), registered with the Bank of Spain with number 0182.

For recipients in Mexico, this document is distributed by BBVA Bancomer, S.A. Institución de Banca Múltiple, Grupo Financiero BBVA Bancomer (hereinafter called "BBVA Bancomer"). BBVA Bancomer is a bank supervised by the Comisión Nacional Bancaria y de Valores de México.

For recipients in USA, this document is being distributed by BBVA Securities Inc. (hereinafter called "BBVA Securities"), a subsidiary of Banco Bilbao Vizcaya Argentaria, S.A. ("BBVA") registered with and supervised by the U.S. Securities and Exchange Commission and a member of the Financial Industry Regulatory Authority ("FINRA") and the Securities Investor Protection Corporation. U.S. persons wishing to execute any transactions should do so only by contacting a representative of BBVA Securities in the U.S. Unless local regulations provide otherwise, non-U.S. persons should contact and execute transactions through a BBVA branch or affiliate in their home jurisdiction.

BBVA and BBVA Group companies or affiliates (art. 42 of the Royal Decree of 22 August 1885 Code of Commerce), are subject to the BBVA Group Policy on Conduct for Security Market Operations which establishes common standards for activity in these entities' markets, but also specifically for analysis and analysts. This BBVA policy is available for reference at the following web site: www.bbva.com.

Analysts residing outside the U.S. who have contributed to this report are not registered with or qualified as research analysts by FINRA or the New York Stock Exchange and may not be considered "associated persons" of BBVA Securities (as such term is construed by the rules of FINRA). As such, they are not subject to NASD Rule 2711 restrictions on communications with subject companies, public appearances and trading of securities held in research analysts' accounts.

BBVA is subject to a Code of Conduct for Security Market Operations, which details the standards of the above-mentioned overall policy for the EU. Among other regulations, it includes rules to prevent and avoid conflicts of interests with the ratings given, including information barriers. This Code of Conduct for Security Market Operations is available for reference at the following web site: www.bbva.com / Corporate Governance.

BBVA Bancomer is subject to a Code of Conduct and to Internal Standards of Conduct for Security Market Operations, which details the standards of the above-mentioned overall policy for Mexico. Among other regulations, it includes rules to prevent and avoid conflicts of interests with the ratings given, including information barriers. These Code and the Internal Standards is available for reference at the following web site: www.bancomer.com/GrupoBBVABancomer/Conócenos.

BBVA Securities is subject to a Capital Markets Code of Conduct, which details the standards of the above-mentioned overall policy for USA. Among other regulations, it includes rules to prevent and avoid conflicts of interests with the ratings given, including information barriers.

EXCLUSIVELY FOR RECIPIENTS RESIDENT IN MEXICO

In the past twelve months, BBVA Bancomer has granted banking credits to the following companies covered in this report: **ALFA, AXTEL, CONSTRUCCION Y SERVICIOS INTEGRALES SIGMA, CORPORACION GEO, DAIMLER MEXICO, FACILEASING, GENOMMA LAB INTERNACIONAL, GRUPO CARSO, GRUPO CASA SABA, GRUPO CEMENTOS DE CHIHUAHUA, GRUPO COMERCIAL CHEDRAUI, GRUPO PALACIO DE HIERRO, IMPULSORA DEL DESARROLLO Y EL EMPLEO EN AMERICA LATINA, INDUSTRIAS BACHOCO, INMOBILIARIA RUBA, PEMEX CORPORATIVO, TIENDAS CHEDRAUI, URBI DESARROLLOS URBANOS, VOLKSWAGEN LEASING.**

In the past twelve months, BBVA Bancomer has granted *Representación Común* services to the following companies covered in this report: **N/A**

BBVA or one or more of its affiliates makes a market/provides liquidity in the securities of the following companies covered in this report: MexDer Contrato de Futuros (Dólar de Estados Unidos de América (DEUA), TIIE de 28 días (TE28), Swap de TIIE, CETES de 91 días (CE91)), Bonos M, Bonos M3, Bonos M10, Índice de Precios y Cotizaciones de la BMV (IPC), Contrato de Opciones (IPC, Acciones América Móvil, Cemex, CPO, Femsa UBD, Gcarso A1, Telmex L), Udibonos.

As far as it is known, a Director, Executive Manager or Manager reporting directly to the BBVA Bancomer General Manager has the same position in the following companies that may be covered in this report: Alfa, Aisea, America Movil, Asur, CMR, Coca-Cola Femsa, Consorcio Hogar, Dine, El Puerto de Liverpool, Fomento Económico Mexicano, Gruma, Grupo Aeroportuario del Pacífico, Grupo Aeroportuario del Sureste, Grupo Bimbo, Grupo Carso, Grupo Financiero Inbursa, Grupo Kuo, Grupo Modelo, Grupo Posadas, Grupo Televisa, Industrias Peñoles, Invex Controladora, México, Grupo Aeroportuario del Centro Norte, Sanborns Hermanos, Sears Roebuck de México, Telecom, Telefonos de México, Tenaris, Urbi Desarrollos Urbanos, Vitro.

BBVA Bancomer, and, as applicable, its affiliates within BBVA Bancomer Financial Group, may hold from time to time investments in the securities or derivatives financial instruments with underlying securities covered in this report, which represents 10% or more of its securities or investment portfolio, or 10% or more of the issue or underlying of the securities covered.

DISCLAIMER

This document and the information, opinions, estimates, forecasts and recommendations expressed herein have been prepared to provide BBVA Group's customers with general information and are current as of the date hereof and subject to changes without prior notice. Neither BBVA nor any of its affiliates is responsible for giving notice of such changes or for updating the contents hereof.

This document and its contents do not constitute an offer, invitation or solicitation to purchase or subscribe to any securities or other instruments, to undertake or divest investments, or to participate in any trading strategy. Neither shall this document nor its contents form the basis of any contract, commitment or decision of any kind.

Investors who have access to this document should be aware that the securities, instruments or investments to which it refers may not be appropriate for them due to their specific investment goals, financial positions or risk profiles, as these have not been taken into account to prepare this report. Therefore, investors should make their own investment decisions considering the said circumstances and obtaining such specialized advice as may be necessary. Other than the disclosures relating to BBVA Group, the contents of this document are based upon information available to the public that has been obtained from sources considered to be reliable. However, such information has not been independently verified by BBVA or any of its affiliates and therefore no warranty, either express or implicit, is given regarding its accuracy, integrity or correctness. To the extent permitted by law, **BBVA and its affiliates accept no liability of any type for any direct or indirect losses or damages arising from the use of this document or its contents. Investors should note that the past performance of securities or instruments or the historical results of investments do not guarantee future performance.**

The market prices of securities or instruments or the results of investments could fluctuate against the interests of investors. Investors should be aware that they could even face a loss of their investment. Transactions in futures, derivatives, options on securities or high-yield securities can involve high risks and are not appropriate for every investor. Indeed, in the case of some investments, the potential losses may exceed the amount of initial investment and, in such circumstances; investors may be required to pay more money to support those losses. Thus, before undertaking any transaction with these instruments, investors should be aware of their operation, as well as the rights, liabilities and risks implied by the same and the underlying securities. Investors should also be aware that secondary markets for the said instruments may not exist.

BBVA or any of its affiliates' salespeople, traders, and other professionals may provide oral or written market commentary or trading strategies to its clients that reflect opinions that are contrary to the opinions expressed herein. Furthermore, BBVA or any of its affiliates' proprietary trading and investing businesses may make investment decisions that are inconsistent with the recommendations expressed herein. No part of this document may be (i) copied, photocopied or duplicated by any other form or means (ii) redistributed or (iii) quoted, without the prior written consent of BBVA. No part of this report may be copied, conveyed, distributed or furnished to any person or entity in any country (or persons or entities in the same) in which its distribution is prohibited by law. More specifically, this document is in no way intended for, or to be distributed or used by an entity or person resident or located in a jurisdiction in which the said distribution, publication, use of or access to the document contravenes the law which requires BBVA or any of its affiliates to obtain a licence or be registered. Failure to comply with these restrictions may breach the laws of the relevant jurisdiction.

The remuneration system concerning the analysts responsible for the preparation of this report is based on multiple criteria, including the revenues obtained by BBVA and, indirectly, the results of BBVA Group in the fiscal year, which, in turn, include the results generated by the investment banking business; nevertheless, they do not receive any remuneration based on revenues from any specific transaction in investment banking.

In the United Kingdom, this document is directed only at persons who (i) have professional experience in matters relating to investments falling within article 19(5) of the financial services and markets act 2000 (financial promotion) order 2005 (as amended, the "financial promotion order"), (ii) are persons falling within article 49(2) (a) to (d) ("high net worth companies, unincorporated associations, etc.") of the financial promotion order, or (iii) are persons to whom an invitation or inducement to engage in investment activity (within the meaning of section 21 of the financial services and markets act 2000) may otherwise lawfully be communicated (all such persons together being referred to as "relevant persons"). This document is directed only at relevant persons and must not be acted on or relied on by persons who are not relevant persons. Any investment or investment activity to which this document relates is available only to relevant persons and will be engaged in only with relevant persons.

BBVA Hong Kong Branch (CE number AFR194) is regulated by the Hong Kong Monetary Authority and the Securities and Futures Commission of Hong Kong.

This document is distributed in Singapore by the BBVA's office in this country for general information purposes and it is generally accessible. In this respect, this document does not take into account the specific investment goals, the financial situation or the need of any particular person and it is exempted from Regulation 34 of the Financial Advisors Regulation ("FAR") (as required in Section 27 of the Financial Advisors Act (Chapter 110) of Singapore ("FAA"))

BBVA, BBVA Bancomer or BBVA Securities are not authorised deposit institutions in accordance with the definition of the Banking Act 1959 nor are they regulated by the Australian Prudential Regulatory Authority (APRA)

GENERAL DISCLAIMER FOR THE EVENT THAT THE READERS HAVE ACCESSED TO THE REPORT THROUGH THE INTERNET

Internet Access

In the event that this document has been accessed via the internet or via any other electronic means which allows its contents to be viewed, the following information should be read carefully:

The information contained in this document should be taken only a general guide on matters that may be of interest. The application and impact of the laws may vary substantially depending on specific circumstances. BBVA does not warrant that this report and/or its contents published on the Internet are appropriate for use in all geographic areas, or that the financial instruments, securities, products or services that can be referenced on it are available or appropriate for sale or use in all jurisdictions or to all investors or counterparties. Recipients of this report acceding to it through the Internet are acceding on their own initiative and are responsible for compliance with local regulations applicable to them.

Changes in regulations and the risks inherent in electronic communications may cause delays, omissions, or inaccuracy in the information contained in this site. Accordingly, the information contained in the site is supplied on the understanding that the authors and editors do not hereby intend to supply any form of consulting, legal, accounting or other advice.

All images and texts are the property of BBVA and may not be downloaded from the Internet, copied, distributed, stored, re-used, re-transmitted, modified or used in any way, except as specified in this document, without the express written consent of BBVA. BBVA reserves all intellectual property rights to the fullest extent of the law.