

Mexico Weekly Flash

Next week...

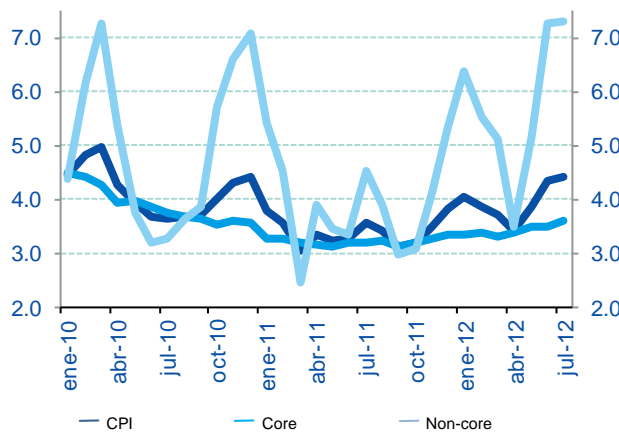
- **Banxico: Inflation report for the second quarter**

The Bank of Mexico will publish its inflation report for the second quarter of the year next Wednesday. Highlights will include the central bank's inflation outlook, especially in the current scenario with inflation above 4% and after Banxico highlighted in its most recent statement that price risks have an upward bias in the short-term. In turn, the recent downturn in the domestic output risk balance and its effects on inflation in the medium-term are elements underlining the important of the central bank's growth forecasts, especially given the stronger downward risk for global growth. Additionally in terms of domestic output, the INEGI will release GDP growth figures for the second quarter and industrial output in June next Thursday 16. These should confirm the positive progress in output for the quarter although at a slightly lower rate than in the first months of the year.

- **Slightly stronger MXN with no global news and a slight climb in the MBond curve**

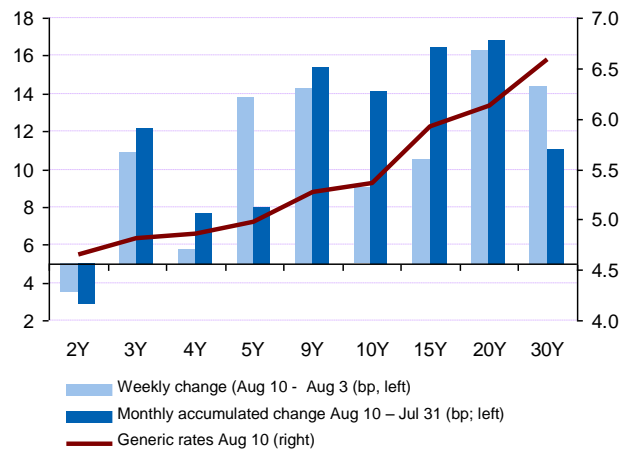
With no major economic events, domestic market fluctuations were in line with those seen in LatAm and the US. The MXN mainly responded to technical factors while the yield curve reacted to the expected news of short-term inflationary pressures. The outlook for high liquidity, a prolonged monetary pause and a "respite" in EMU risk premiums led to a climb in the Mexican bond curve.

Chart 1
Headline inflation, core and non-core
(% y/y)



Source: BBVA Research with INEGI data

Chart 2
Mexico: Yield curve
(bp and %, generic)



Source: BBVA Research, Banxico, Indeva

Calendar: Indicators

Industrial Output in June (August 13)

Forecast: 0.7% m/m, 2.7% y/y	Consensus: 1.0% m/m sa	Previous: -0.9% m/m, 1.8% y/y
------------------------------	------------------------	-------------------------------

June IGAE (August 16)

Forecast: 0.4% m/m, 3.6% y/y	Consensus: N.A.	Previous: -0.4% m/m 3.0% y/y
------------------------------	-----------------	------------------------------

GDP 2Q12 (August 16)

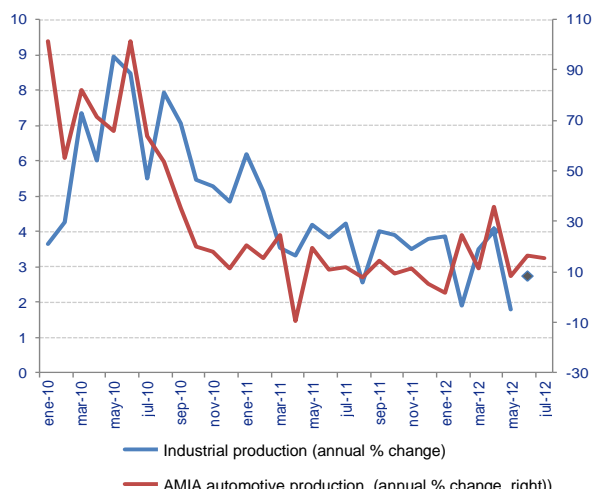
Forecast: 0.7% m/m, 2.7% y/y	Consensus: 4.2 a/a nsa	Previous: -0.9% m/m, 1.8% y/y
------------------------------	------------------------	-------------------------------

2Q12 GDP should have continued to see positive growth albeit slightly below that seen in the first months of the year. Based on the most recent estimates, we calculate growth in the region of 0.9% over the previous quarter (seasonally adjusted) giving an annual rate of around 4%.

It is worth recalling that based on the IGAE for May, average industrial growth was negative in April/May, affected by the contraction in US manufacturing ([-]0.7% % change m/m in May) and thus reflected in the lower number of automotive units produced (around 80% for export) of (-)0.5% m/m which, however, in yearly figures rose to 8.2%. In turn, the IGAE services indicator also points to a slight contraction in May for the sector after good growth in April. The albeit slight contraction in retail sales (-)0.2% m/m and other services such as transport (-)3.8% m/m and recreation services (-)4.7% m/m stands out for the sector. More timely output indicators in June however point to production generally recovering drive; for example, automotive output grew almost 10% in a month, US manufacturers recovered from the decline the previous month and consumer confidence also saw maintained strength before May.

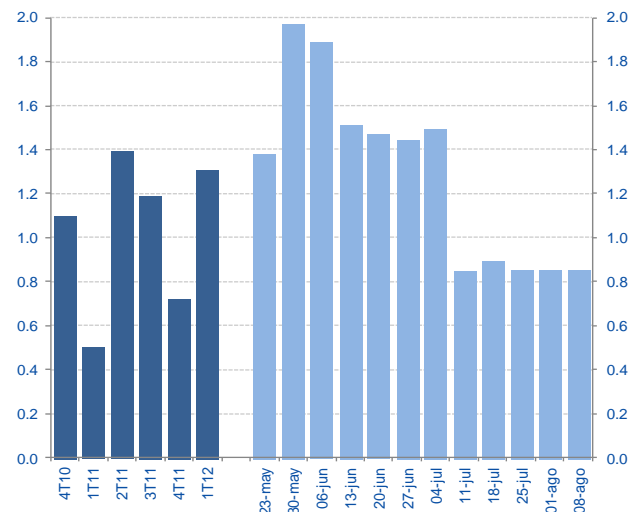
In short, we expect industrial output to have seen growth of around 0.7% for the month, 2.7% annual, with manufacturing being the strongest component due to the upswing in transport equipment. In marginal terms, the IGAE should expand by around 0.4% m/m in June, near to the 3.6% with regard to the same month last year.

Chart 3
Industrial and Automotive Output (% change m/m)



Source: BBVA Research with data from INEGI and AMIA

Chart 4
MICA BBVA Bancomer Model, estimate for 2Q12



Source: BBVA Research.

Markets

With no global economic news, the MXN saw a slight strengthening over the week. Markets awaiting

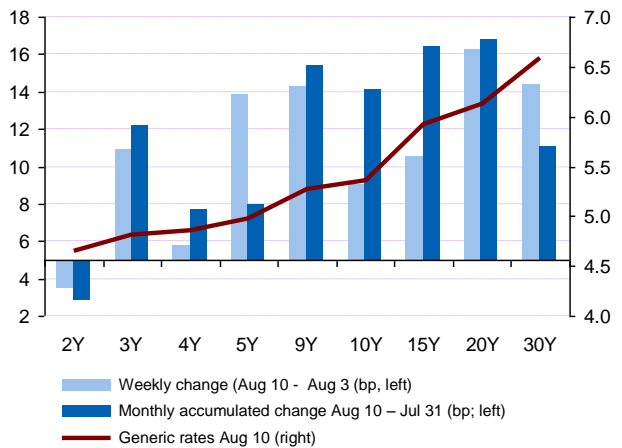
The lack of news on resolving the turmoil in Europe and US economic indicators meant the MXN followed technical factors awaiting directional elements which may arrive toward the end of the month with global monetary news. In this way, the MXN saw a slight weekly rise (0.19%), similar to other LatAm currencies. Fluctuations remained in a tight range between 13.28 and 13.05.

The stronger declines in the MXN were seen mid-week both due to technical factors and profit-taking in Europe. The MXN discreetly surpassed the performance of its peers with good unemployment figures in the US. In turn, the confirmation of upward inflationary pressure (above the Banxico target) had a marginal effect on the currency. Nonetheless, higher annual inflation favored the carry. Over the coming week, more US indicators to be released (retail sales and advances on August manufacturing) could have a greater impact on the MXN.

Upswing and weekly climb in the MBond curve in response to higher inflation and correlation with 10y US T-bills

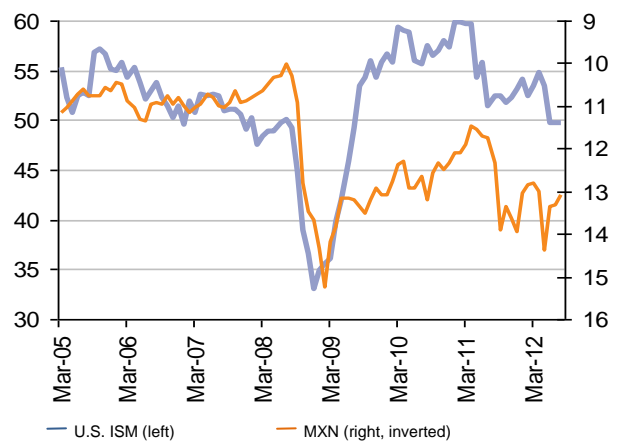
Domestic yield curves moved up over the week with more marked losses in longer maturities. This move was in line with US rates and higher inflation without creating a change in outlook for monetary policy. The high global liquidity meant the curve remained anchored.

Chart 5
Mexico: Yield curve
(bp and %, generic)



Source: BBVA Research and Bloomberg

Chart 6
MXN (ppd; inverted axis) and US Output (ISM, index)



Source: BBVA Research and Bloomberg

Technical Analysis

IPC



Source: BBVA, Bancomer, Bloomberg

Although the IPC has seen 2 consecutive weeks with declines, no short-term sale signal has taken root. Over 4 weeks the IPC has traded in a lateral range between 40,400 and 41,500pts. This week it again respected

this pattern, trading with a minimum of 40,546pts and a maximum of 41,383pts. This lateral pattern occurred after a major upswing meaning the likelihood the break ends up positive is high. If it breaks 41,500pts, we would have to forecast the 1,000pts in the lateral range upwards, meaning the next target would be 42,500/42,600pts.

Previous Rec. (8/3/12). In this way, we are keeping the resistance range between 42,000 and 42,200pts, where we would recommend taking profits in the face of the over-purchasing to be seen on short-term oscillating indicators

MXN



Source: BBVA, Bancomer, Bloomberg

The dollar remained trading near the MXN13.10 floor zone over the entire week. We believe that the range between MXN13.00 and MXN13.10 is a buy zone given the over-selling readings on oscillating indicators. We recommend taking positions awaiting a bounce with resistances at MXN13.30 and MXN13.50, maintaining a stop loss below MXN12.95.

Previous Rec. (8/3/12). The oscillating indicators are still not seeing high over-selling and so we cannot rule out a move toward MXN13.00, where we would again recommend taking short-term positions.

3Y M BOND

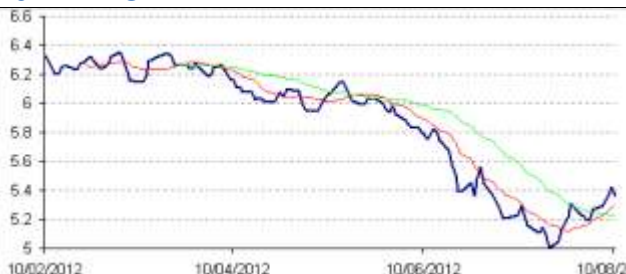


Source: BBVA, Bancomer, Bloomberg

3Y MBOND (yield): Exceeding the previous maximum (4.75%) meaning we could be seeing a short-term trend change. Nuevo objetivo en 4.95% y soporte en 4.75%.

Previous Rec. (8/3/12). We maintain our forecast resistance at 4.75%. Above this level would mean a trend change.

10Y M BOND



Source: BBVA, Bancomer, Bloomberg

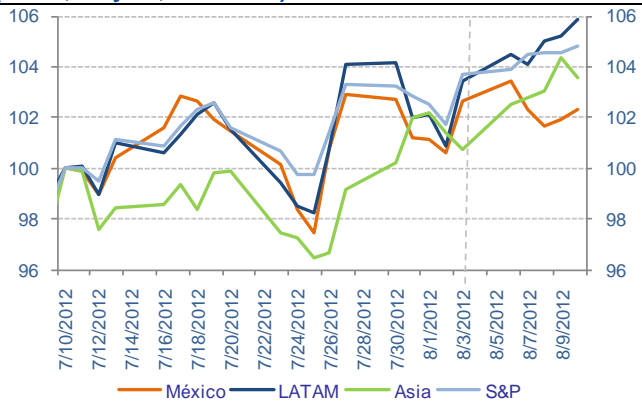
10Y MBOND (yield): The 10-day rolling average has not broken up through the 30-day rolling average. We maintain our initial resistance at 5.6% and support zone at 5.3%.

Previous Rec. (8/3/12). The 30-day average has changed trend and we can expect a bounce toward 5.6%. Oscillating indicators also support this bounce. Stop loss under 5.18%.

Markets

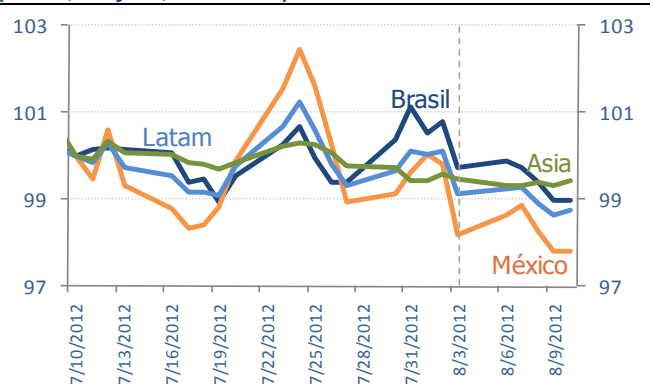
- In a week with no major economic data, most stock markets saw gains influenced by statements from German politicians pointing to support for the ECB bond purchase plan. The Mexican stock market ended the week with no major changes while the peso strengthened over the week supported by the decline in unemployment welfare applications in the US.

Chart 7
Stock Markets: MSCI Indices
 (Index, July 10, 2012=100)



Source: Bloomberg & BBVA Research

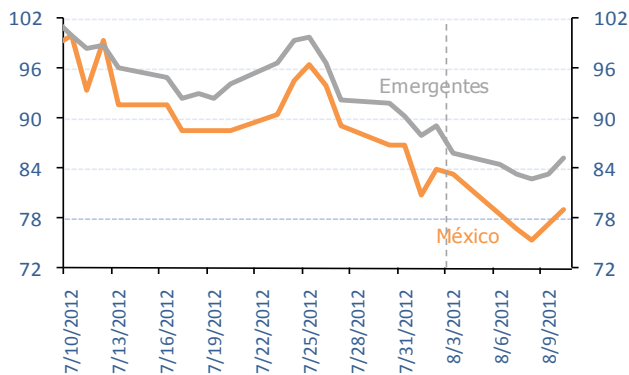
Chart 8
Foreign exchange: dollar exchange rates
 (Index, July 10, 2012=100)



Source: Bloomberg and BBVA Research Note: LATAM includes Argentina, Brazil, Chile, Colombia and Peru. Asia includes the Philippines, South Korea, Taiwan, Singapore, Indonesia and Thailand. Non-weighted averages

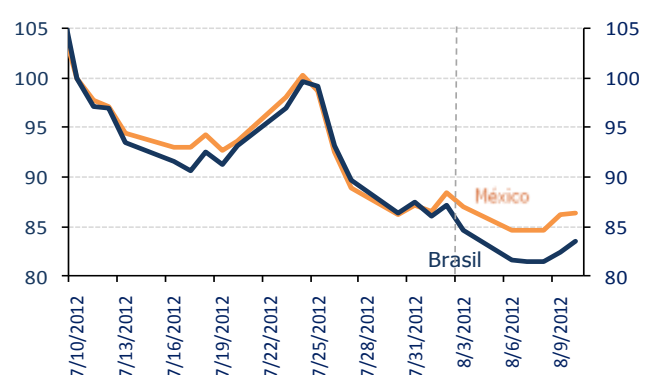
- Fall in global risk aversion mid-week which minimized after the release of lower-than-expected inflation and industrial output data for the Chinese economy.

Chart 9
Risk: EMBI+ (July 10, 2012=100)



Source: Bloomberg & BBVA Research

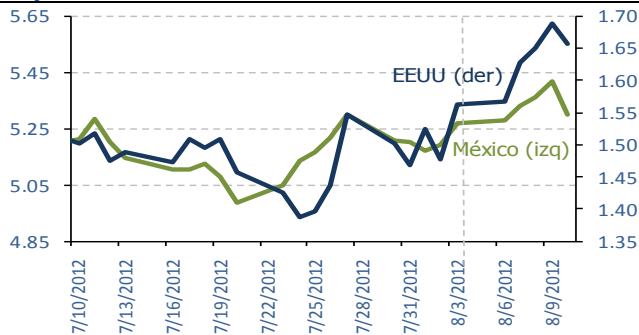
Chart 10
Risk: 5-year CDS (July 10, 2012=100)



Source: Bloomberg & BBVA Research

- Increase in Mexican interest rates over the week mainly due to lower risk aversion and higher rates for US T-bills.

Chart 11
10-year interest rates*, last month



Source: Bloomberg & BBVA Research

Chart 12
Carry-trade Mexico index (%)

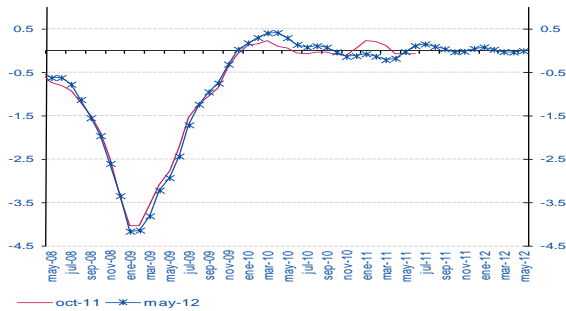


Source: BBVA Research with data from Bloomberg

Activity, inflation, monetary conditions

- Output holds positive performance, situation indicators point to 2T12 with quarterly rates around 0.9%.

Chart 13
BBVA Research Synthetic Activity Indicator for the Mexican economy



Source: BBVA Research with data from INEGI, AMIA and BEA
 Weighted sum of 21 different indicators of activity, expenditure and expectation, based on trend series.

- Inflation ceases downward surprises while output moved up.

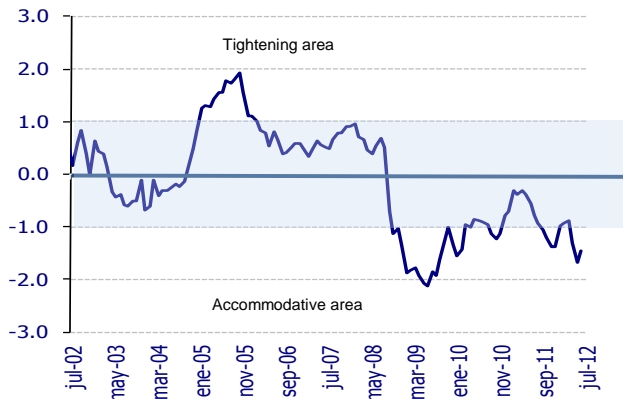
Chart 15
Inflation Surprise Index (July 2002=100)



Source: BBVA Research with data from Banxico from the monthly surveys on the expectations of economic specialists in the private sector.

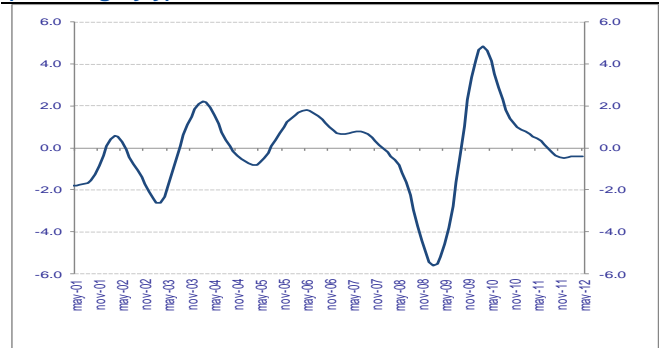
- Monetary Conditions relax after higher inflation in June.

Chart 17
Monetary Conditions Index



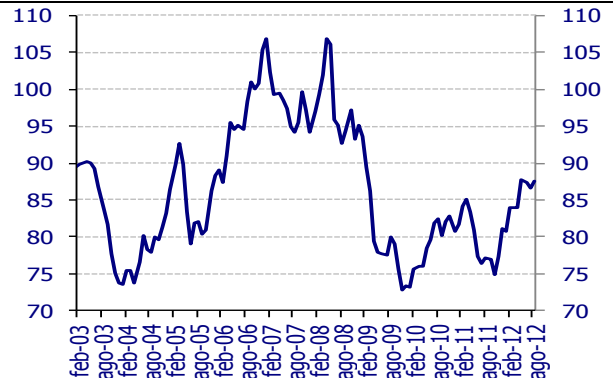
Source: BBVA Research

Chart 14
Advance Indicator of Activity, trend (% change y/y)



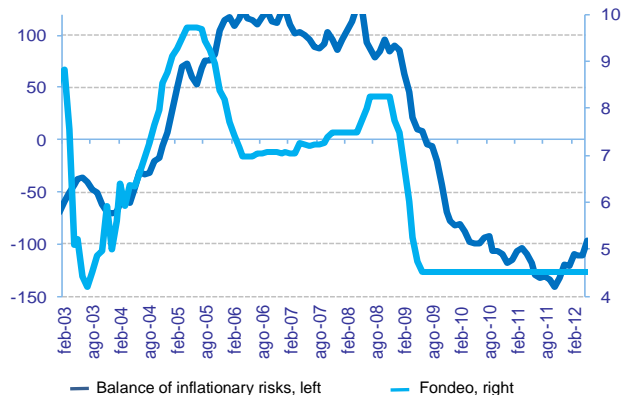
Source: INEGI

Chart 16
Activity Surprise Index (2002=100)



Source: BBVA Research with data from Bloomberg. Difference between recorded data and the Bloomberg consensus for seven activity variables in Mexico. Standardized index. Rises (falls): positive (negative) surprises.

Chart 18
Balance of Inflationary Risks* and Lending Rate (standardized and %; monthly averages)



Source: BBVA Research. * Standardized and weighted index (of inflation and economic growth) based on economic indicators of economic activity and inflation. A rise in the index points to a greater weight of inflationary risks over growth risks and thus a greater possibility of monetary restriction

Claudia Ceja
claudia.ceja@bbva.bancomer.com
+5255 5621 9715
Octavio Gutiérrez Engelmán
o.gutierrez3@bbva.bancomer.com
+5255 5621 9245
Iván Martínez
ivan.martinez.2@bbva.com

Pedro Uriz
pedro.uriz2@bbva.com
Ociel Hernández
o.hernandez@bbva.bancomer.com
+5255 5621 9616
Rodrigo Ortega
r.ortega@bbva.bancomer.com
+52 55 5621 9701

Alejandro Fuentes Pérez
a.fuentes@bbva.bancomer.com
+52 55 5621 9705
Arnoldo López
arnoldo.lopez@bbva.com
Cecilia Posadas
c.posadas@bbva.com



| Av. Universidad 1200, Col. Xoco, Mexico 03339 D.F. | researchmexico@bbva.bancomer.com | www.bbva.com

IMPORTANT DISCLOSURES

The BBVA Group companies identified by the research analysts' names included on page 7 of this report have participated in or contributed to its preparation, including the information, opinions, estimates, forecasts and recommendations therein.

For recipients in the European Union, this document is distributed by Banco Bilbao Vizcaya Argentaria, S.A. (hereinafter called "BBVA"). BBVA is a bank supervised by the Bank of Spain and by Spain's Stock Exchange Commission (CNMV), registered with the Bank of Spain with number 0182.

For recipients in Mexico, this document is distributed by BBVA Bancomer, S.A. Institución de Banca Múltiple, Grupo Financiero BBVA Bancomer (hereinafter called "BBVA Bancomer"). BBVA Bancomer is a bank supervised by the Comisión Nacional Bancaria y de Valores de México.

For recipients in USA, this document is being distributed by BBVA Securities Inc. (hereinafter called "BBVA Securities"), a subsidiary of Banco Bilbao Vizcaya Argentaria, S.A. ("BBVA") registered with and supervised by the U.S. Securities and Exchange Commission and a member of the Financial Industry Regulatory Authority ("FINRA") and the Securities Investor Protection Corporation. U.S. persons wishing to execute any transactions should do so only by contacting a representative of BBVA Securities in the U.S. Unless local regulations provide otherwise, non-U.S. persons should contact and execute transactions through a BBVA branch or affiliate in their home jurisdiction.

BBVA and BBVA Group companies or affiliates (art. 42 of the Royal Decree of 22 August 1885 Code of Commerce), are subject to the BBVA Group Policy on Conduct for Security Market Operations which establishes common standards for activity in these entities' markets, but also specifically for analysis and analysts. This BBVA policy is available for reference at the following web site: www.bbva.com.

Analysts residing outside the U.S. who have contributed to this report are not registered with or qualified as research analysts by FINRA or the New York Stock Exchange and may not be considered "associated persons" of BBVA Securities (as such term is construed by the rules of FINRA). As such, they are not subject to NASD Rule 2711 restrictions on communications with subject companies, public appearances and trading of securities held in research analysts' accounts.

BBVA is subject to a Code of Conduct for Security Market Operations, which details the standards of the above-mentioned overall policy for the EU. Among other regulations, it includes rules to prevent and avoid conflicts of interests with the ratings given, including information barriers. This Code of Conduct for Security Market Operations is available for reference at the following web site: www.bbva.com / Corporate Governance.

BBVA Bancomer is subject to a Code of Conduct and to Internal Standards of Conduct for Security Market Operations, which details the standards of the above-mentioned overall policy for Mexico. Among other regulations, it includes rules to prevent and avoid conflicts of interests with the ratings given, including information barriers. These Code and the Internal Standards is available for reference at the following web site: www.bancomer.com/GrupoBBVABancomer/Conócenos.

BBVA Securities is subject to a Capital Markets Code of Conduct, which details the standards of the above-mentioned overall policy for USA. Among other regulations, it includes rules to prevent and avoid conflicts of interests with the ratings given, including information barriers.

EXCLUSIVELY FOR RECIPIENTS RESIDENT IN MEXICO

In the past twelve months, BBVA Bancomer has granted banking credits to the following companies covered in this report: **ALFA, AXTEL, CONSTRUCCION Y SERVICIOS INTEGRALES SIGMA, CORPORACION GEO, DAIMLER MEXICO, FACILEASING, GENOMMA LAB INTERNACIONAL, GRUPO CARSO, GRUPO CASA SABA, GRUPO CEMENTOS DE CHIHUAHUA, GRUPO COMERCIAL CHEDRAUI, GRUPO PALACIO DE HIERRO, IMPULSORA DEL DESARROLLO Y EL EMPLEO EN AMERICA LATINA, INDUSTRIAS BACHOCO, INMOBILIARIA RUBA, PEMEX CORPORATIVO, TIENDAS CHEDRAUI, URBI DESARROLLOS URBANOS, VOLKSWAGEN LEASING.**

In the past twelve months, BBVA Bancomer has granted *Representación Común* services to the following companies covered in this report: **N/A**

BBVA or one or more of its affiliates makes a market/provides liquidity in the securities of the following companies covered in this report: MexDer Contrato de Futuros (Dólar de Estados Unidos de América (DEUA), TIIE de 28 días (TE28), Swap de TIIE, CETES de 91 días (CE91)), Bonos M, Bonos M3, Bonos M10, Índice de Precios y Cotizaciones de la BMV (IPC), Contrato de Opciones (IPC, Acciones América Móvil, Cemex, CPO, Femsa UBD, Gcarso A1, Telmex L), Udilbonos.

As far as it is known, a Director, Executive Manager or Manager reporting directly to the BBVA Bancomer General Manager has the same position in the following companies that may be covered in this report: Alfa, Aisea, América Móvil, Asur, CMR, Coca-Cola Femsa, Consorcio Hogar, Dine, El Puerto de Liverpool, Fomento Económico Mexicano, Gruma, Grupo Aeroportuario del Pacífico, Grupo Aeroportuario del Sureste, Grupo Bimbo, Grupo Carso, Grupo Financiero Inbursa, Grupo Kuo, Grupo Modelo, Grupo Posadas, Grupo Televisa, Industrias Peñoles, Inxev Controladora, México, Grupo Aeroportuario del Centro Norte, Sanborns Hermanos, Sears Roebuck de México, Telecom, Telefonos de México, Tenaris, Urbi Desarrollos Urbanos, Vitro.

BBVA Bancomer, and, as applicable, its affiliates within BBVA Bancomer Financial Group, may hold from time to time investments in the securities or derivatives financial instruments with underlying securities covered in this report, which represents 10% or more of its securities or investment portfolio, or 10% or more of the issue or underlying of the securities covered.

DISCLAIMER

This document and the information, opinions, estimates, forecasts and recommendations expressed herein have been prepared to provide BBVA Group's customers with general information and are current as of the date hereof and subject to changes without prior notice. Neither BBVA nor any of its affiliates is responsible for giving notice of such changes or for updating the contents hereof.

This document and its contents do not constitute an offer, invitation or solicitation to purchase or subscribe to any securities or other instruments, to undertake or divest investments, or to participate in any trading strategy. Neither shall this document nor its contents form the basis of any contract, commitment or decision of any kind.

Investors who have access to this document should be aware that the securities, instruments or investments to which it refers may not be appropriate for them due to their specific investment goals, financial positions or risk profiles, as these have not been taken into account to prepare this report. Therefore, investors should make their own investment decisions considering the said circumstances and obtaining such specialized advice as may be necessary. Other than the disclosures relating to BBVA Group, the contents of this document are based upon information available to the public that has been obtained from sources considered to be reliable. However, such information has not been independently verified by BBVA or any of its affiliates and therefore no warranty, either express or implicit, is given regarding its accuracy, integrity or correctness. To the extent permitted by law, **BBVA and its affiliates accept no liability of any type for any direct or indirect losses or damages arising from the use of this document or its contents. Investors should note that the past performance of securities or instruments or the historical results of investments do not guarantee future performance.**

The market prices of securities or instruments or the results of investments could fluctuate against the interests of investors. Investors should be aware that they could even face a loss of their investment. Transactions in futures, derivatives, options on securities or high-yield securities can involve high risks and are not appropriate for every investor. Indeed, in the case of some investments, the potential losses may exceed the amount of initial investment and, in such circumstances; investors may be required to pay more money to support those losses. Thus, before undertaking any transaction with these instruments, investors should be aware of their operation, as well as the rights, liabilities and risks implied by the same and the underlying securities. Investors should also be aware that secondary markets for the said instruments may not exist.

BBVA or any of its affiliates' salespeople, traders, and other professionals may provide oral or written market commentary or trading strategies to its clients that reflect opinions that are contrary to the opinions expressed herein. Furthermore, BBVA or any of its affiliates' proprietary trading and investing businesses may make investment decisions that are inconsistent with the recommendations expressed herein. No part of this document may be (i) copied, photocopied or duplicated by any other form or means (ii) redistributed or (iii) quoted, without the prior written consent of BBVA. No part of this report may be copied, conveyed, distributed or furnished to any person or entity in any country (or persons or entities in the same) in which its distribution is prohibited by law. More specifically, this document is in no way intended for, or to be distributed or used by an entity or person resident or located in a jurisdiction in which the said distribution, publication, use of or access to the document contravenes the law which requires BBVA or any of its affiliates to obtain a licence or be registered. Failure to comply with these restrictions may breach the laws of the relevant jurisdiction.

The remuneration system concerning the analysts responsible for the preparation of this report is based on multiple criteria, including the revenues obtained by BBVA and, indirectly, the results of BBVA Group in the fiscal year, which, in turn, include the results generated by the investment banking business; nevertheless, they do not receive any remuneration based on revenues from any specific transaction in investment banking.

In the United Kingdom, this document is directed only at persons who (i) have professional experience in matters relating to investments falling within article 19(5) of the financial services and markets act 2000 (financial promotion) order 2005 (as amended, the "financial promotion order"), (ii) are persons falling within article 49(2) (a) to (d) ("high net worth companies, unincorporated associations, etc.") of the financial promotion order, or (iii) are persons to whom an invitation or inducement to engage in investment activity (within the meaning of section 21 of the financial services and markets act 2000) may otherwise lawfully be communicated (all such persons together being referred to as "relevant persons"). This document is directed only at relevant persons and must not be acted on or relied on by persons who are not relevant persons. Any investment or investment activity to which this document relates is available only to relevant persons and will be engaged in only with relevant persons.

BBVA Hong Kong Branch (CE number AFR194) is regulated by the Hong Kong Monetary Authority and the Securities and Futures Commission of Hong Kong.

This document is distributed in Singapore by the BBVA's office in this country for general information purposes and it is generally accessible. In this respect, this document does not take into account the specific investment goals, the financial situation or the need of any particular person and it is exempted from Regulation 34 of the Financial Advisors Regulation ("FAR") (as required in Section 27 of the Financial Advisors Act (Chapter 110) of Singapore ("FAA"))

BBVA, BBVA Bancomer or BBVA Securities are not authorised deposit institutions in accordance with the definition of the Banking Act 1959 nor are they regulated by the Australian Prudential Regulatory Authority (APRA)

GENERAL DISCLAIMER FOR THE EVENT THAT THE READERS HAVE ACCESSED TO THE REPORT THROUGH THE INTERNET

Internet Access

In the event that this document has been accessed via the internet or via any other electronic means which allows its contents to be viewed, the following information should be read carefully:

The information contained in this document should be taken only a general guide on matters that may be of interest. The application and impact of the laws may vary substantially depending on specific circumstances. BBVA does not warrant that this report and/or its contents published on the Internet are appropriate for use in all geographic areas, or that the financial instruments, securities, products or services that can be referenced on it are available or appropriate for sale or use in all jurisdictions or to all investors or counterparties. Recipients of this report accessing to it through the Internet are accessing on their own initiative and are responsible for compliance with local regulations applicable to them.

Changes in regulations and the risks inherent in electronic communications may cause delays, omissions, or inaccuracy in the information contained in this site. Accordingly, the information contained in the site is supplied on the understanding that the authors and editors do not hereby intend to supply any form of consulting, legal, accounting or other advice.

All images and texts are the property of BBVA and may not be downloaded from the Internet, copied, distributed, stored, re-used, re-transmitted, modified or used in any way, except as specified in this document, without the express written consent of BBVA. BBVA reserves all intellectual property rights to the fullest extent of the law.