

# Cross-Country Emerging Markets Analysis

## Economic Watch

Hong Kong, 12 January 2011

### Economic Analysis

**Alicia García-Herrero**  
Chief Economist, Emerging Markets  
alicia.garcia-herrero@bbva.com.hk

**Daniel Navia**  
Chief Economist,  
Cross-Country Analysis Emerging Markets  
daniel.navia@grupobbva.com

**Mario Nigrinis**  
mario.nigrinis@bbva.com.hk

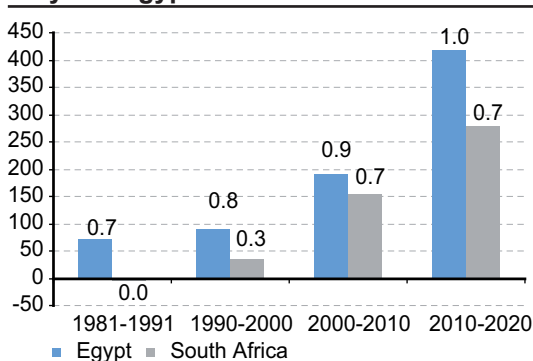
## Should South Africa be a BRIC?: Not really: rather Egypt or – even better - Indonesia

- **After China’s invitation, is South Africa worthy of BRIC status?** Our EAGLEs concept offers an objective approach to this question.
- **South Africa’s expected contribution to global growth is only 2/3 of Egypt’s** South Africa is the largest economy in Africa but we estimate it would be overtaken by Egypt by 2013.
- **South Africa would need to grow by around 6% in the next 10 years to get EAGLE status, versus our current forecast of 4%.** Not impossible, but not easy.
- **No country in Africa can be compared with the BRICs**
- **Indonesia is the next economic giant in the emerging markets, closely followed by Korea.** Both are in our view more relevant than the smallest BRIC, Russia.

The BRIC acronym has gained such prominence that South Africa’s proposed participation in political meetings of the group has stirred up the debate about what BRIC status entails and how to measure the importance of emerging markets in the world stage. We think the controversy about South Africa being a BRIC is indeed a good example of the shortcomings of the concept years after its creation. Our own country group, the EAGLEs or “Emerging and Growth Leading Economies” attempts to overcome some of these limitations, offering a more objective criterion in this debate.

Chart 1

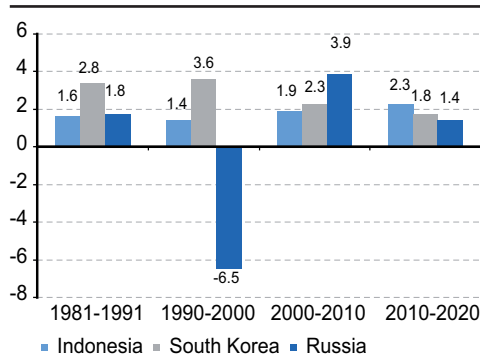
### Why not Egypt?\*



\* Change in Gross Domestic Product. PPP USD billions Figures above columns = contributions to world growth (percent). Source: IMF and BBVA Research

Chart 2

### Or better still: Indonesia\*



\* Change in Gross Domestic Product. PPP USD billions Figures above columns = contributions to world growth (percent). Source: IMF and BBVA Research

## The EAGLEs concept

EAGLEs stands for “Emerging and Growth-Leading Economies” and the group includes all the emerging markets whose contribution to global growth is expected to be larger than that of the average G6 economy (ie. the G7 excluding the US) in the next ten years. There are actually 10 countries – i.e. ten EAGLEs – which fulfill this requirement. Ranked by their contribution to global growth, these economies are China, India, Brazil, Indonesia, Korea, Russia, Mexico, Egypt, Turkey and Taiwan. Notice that the EAGLEs methodology emphasizes dynamic measures (ie. changes in GDP, what we call “incremental GDP”) versus more static or inertial variables (like GDP or population, which tend to dominate in existing emerging countries’ groupings). South Africa serves as a good test of our methodology and how it differs from other approaches.

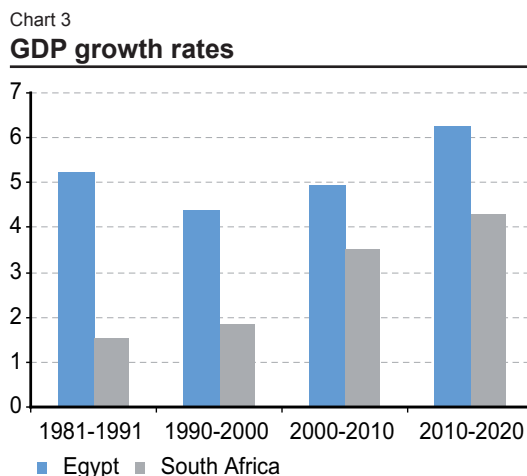
## Why not Egypt?

South Africa is the largest economy in the African continent, closely followed by Egypt and much larger than Nigeria. Our current forecast for South African growth over the next 10 years is at around 4%, which would imply a continuation of the pace observed over the past decade. Given its size and growth, we expect South Africa’s economy to contribute around 0,7% of global demand between 2010 and 2020 (chart 1, previous page). This is indeed a respectable figure (higher than Italy’s or France’s, in fact), but it falls short of our forecast for the average G6 economy. Accordingly, South Africa is not considered an EAGLE but is included in the “nest”, or the list of countries that could actually get EAGLE status if their growth prospects improve in coming years. To be more precise, we estimate that it would take growth of around 6% to ascend into the EAGLEs group. While feasible, achieving this growth will not be easy, in our view, particularly taking into account poor demographic prospects and the structural difficulties in improving the functioning of the labour market.

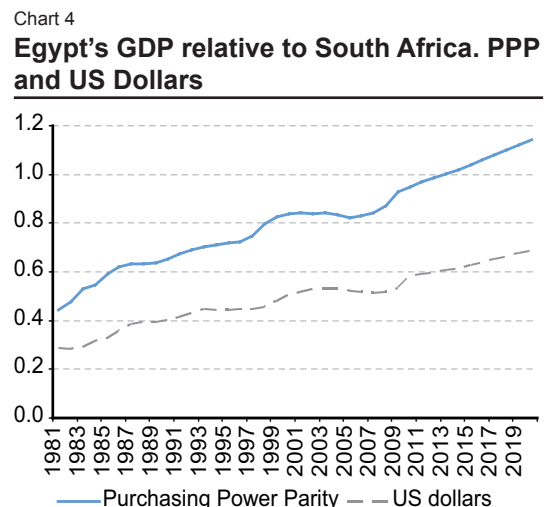
Within the EAGLE group, the only African country which appears is Egypt, with an expected contribution to global growth of 1%. We expect faster growth in Egypt, which in fact has outperformed South Africa consistently for the last 30 years (and spectacularly so during the global crisis). Accordingly, our projections – which are in any event very close to consensus – expect Egypt will overtake South Africa as Africa’s largest economy as early as 2013, measured in PPP terms.

Another important takeaway from the comparison between South Africa and Egypt refers to the use of dollar values of GDP. Most analysts in this debate are focusing on the dollar value of GDP, which is clearly higher for South Africa. So much so, in fact, that South Africa would actually be contributing as much to world growth as Egypt even after considering its lower growth rate. However, using dollar measures of GDP does not seem warranted as it introduces unwanted volatility; particularly when the experience of the last 30 years shows the longer term trend in relative GDP is the same regardless of fluctuations in nominal exchange rates, even if the pace may be lower. Furthermore, exchange rates tend to converge to equilibrium, which for high-growth countries are bound to be stronger than current levels.

Egypt beats South Africa’s growth record  
Egypt’s GDP expected to catch up with South Africa by 2013, and on track for matching its dollar size



Source: IMF and BBVA Research



Source: IMF and BBVA Research

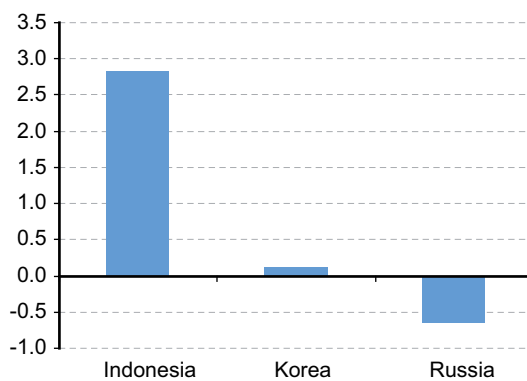
To summarize, we think South Africa is an attractive economy that could make it into EAGLE status with adequate policies but it is still somewhat far from being an EAGLE, let alone a BRIC. Like most observers, we are concerned about the evolution of its current account and the challenges posed by demographics and the labor market. Egypt's situation is not easy either: it has an uncomfortably high level of public debt so that it would be important to see faster reduction of its fiscal deficit. The recent bombing of a Christian church highlights the extent of religious conflict, and the questions about political transition remain. However, its contribution to world growth makes it more relevant for global economic trends and inside the EM universe. In view of this, while South Africa has other potential advantages in its developed financial markets and its democratic track record, we consider the proposal of including it in the BRIC universe to be more geopolitical than based on economic reasons. We have recently written about China's strategy for its partnership with Africa (see our Economic Watch "Africa forgotten: certainly not for China!") and South Africa's invitation looks like a step in that strategy.

The reality is that no economy in Africa has enough economic potential to compare with the BRIC group. We do not actually see compelling reasons for sticking with the BRIC reference, but if we had to choose just one single economy for inclusion, that sweet spot would go to Indonesia.

## Better still: choose Indonesia

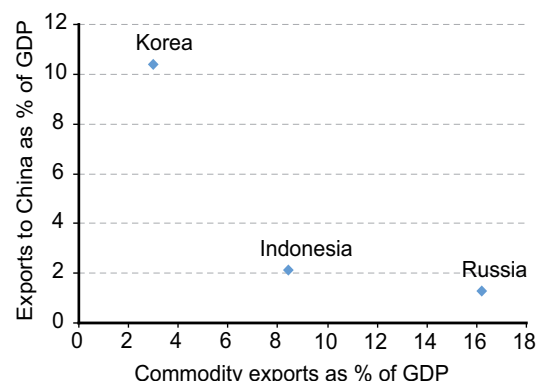
We have long held a positive view about Indonesia's growth potential and risk profile (see our Economic Observatory "Indonesia, a star performer" for a recent update). We estimate its average growth rate for the next 10 years at around 5.5%. Given our pessimistic view about Russia on account of demographic headwinds and institutional challenges, these forecasts would imply that Indonesia's contribution to world growth would be around 50% larger than Russia's, placing it as the fourth most relevant emerging market in terms of its dynamics (chart 2, first page of this document). South Korea would also surpass Russia's contribution to world growth. Even looking at GDP levels Indonesia looks like a very good candidate: we expect it to reach about 70% of Russia's GDP in 2020, making it large enough to exert significant influence in global economic trends and politics. As discussed when we launched the concept, we think incremental GDP should offer a better handle on investment opportunities and global relevance, particularly in a world where the relative stagnation of developed economies puts "extra" growth at a premium. That is why we would also advocate Indonesia before South Korea, even if it is a close call. Moreover, its underlying growth fundamentals, particularly population dynamics, look more robust than either Korea's or Russia's (chart 5). Its exposure to a double shock in China and commodities is high, but lower than for either of these two countries (chart 6). Market concerns about its inflation are overdone and should not affect the long term prospects of Indonesia. Since we agree with the view that the country should receive its investment grade credentials soon, the relative risk/reward profile in Indonesia looks particularly attractive.

Chart 5  
**Contribution to growth of world population (%)**



Source: UN and BBVA Research

Chart 6  
**Exports to China and commodity exports as a % of GDP**



Source: UN, IMF and BBVA Research

Indonesia's growing population is a plus for internal demand  
And its trade relationships are less exposed to China/commodities shocks

**DISCLAIMER**

This document and the information, opinions, estimates and recommendations expressed herein, have been prepared by Banco Bilbao Vizcaya Argentaria, S.A. (hereinafter called "BBVA") to provide its customers with general information regarding the date of issue of the report and are subject to changes without prior notice. BBVA is not liable for giving notice of such changes or for updating the contents hereof.

This document and its contents do not constitute an offer, invitation or solicitation to purchase or subscribe to any securities or other instruments, or to undertake or divest investments. Neither shall this document nor its contents form the basis of any contract, commitment or decision of any kind.

**Investors who have access to this document should be aware that the securities, instruments or investments to which it refers may not be appropriate for them due to their specific investment goals, financial positions or risk profiles, as these have not been taken into account to prepare this report.** Therefore, investors should make their own investment decisions considering the said circumstances and obtaining such specialized advice as may be necessary. The contents of this document is based upon information available to the public that has been obtained from sources considered to be reliable. However, such information has not been independently verified by BBVA and therefore no warranty, either express or implicit, is given regarding its accuracy, integrity or correctness. BBVA accepts no liability of any type for any direct or indirect losses arising from the use of the document or its contents. Investors should note that the past performance of securities or instruments or the historical results of investments do not guarantee future performance.

**The market prices of securities or instruments or the results of investments could fluctuate against the interests of investors. Investors should be aware that they could even face a loss of their investment. Transactions in futures, options and securities or high-yield securities can involve high risks and are not appropriate for every investor. Indeed, in the case of some investments, the potential losses may exceed the amount of initial investment and, in such circumstances, investors may be required to pay more money to support those losses. Thus, before undertaking any transaction with these instruments, investors should be aware of their operation, as well as the rights, liabilities and risks implied by the same and the underlying stocks. Investors should also be aware that secondary markets for the said instruments may be limited or even not exist.**

BBVA or any of its affiliates, as well as their respective executives and employees, may have a position in any of the securities or instruments referred to, directly or indirectly, in this document, or in any other related thereto; they may trade for their own account or for third-party account in those securities, provide consulting or other services to the issuer of the aforementioned securities or instruments or to companies related thereto or to their shareholders, executives or employees, or may have interests or perform transactions in those securities or instruments or related investments before or after the publication of this report, to the extent permitted by the applicable law.

BBVA or any of its affiliates' salespeople, traders, and other professionals may provide oral or written market commentary or trading strategies to its clients that reflect opinions that are contrary to the opinions expressed herein. Furthermore, BBVA or any of its affiliates' proprietary trading and investing businesses may make investment decisions that are inconsistent with the recommendations expressed herein. No part of this document may be (i) copied, photocopied or duplicated by any other form or means (ii) redistributed or (iii) quoted, without the prior written consent of BBVA. No part of this report may be copied, conveyed, distributed or furnished to any person or entity in any country (or persons or entities in the same) in which its distribution is prohibited by law. Failure to comply with these restrictions may breach the laws of the relevant jurisdiction.

This document is provided in the United Kingdom solely to those persons to whom it may be addressed according to the Financial Services and Markets Act 2000 (Financial Promotion) Order 2001 and it is not to be directly or indirectly delivered to or distributed among any other type of persons or entities. In particular, this document is only aimed at and can be delivered to the following persons or entities (i) those outside the United Kingdom (ii) those with expertise regarding investments as mentioned under Section 19(5) of Order 2001, (iii) high net worth entities and any other person or entity under Section 49(1) of Order 2001 to whom the contents hereof can be legally revealed.

The remuneration system concerning the analyst/s author/s of this report is based on multiple criteria, including the revenues obtained by BBVA and, indirectly, the results of BBVA Group in the fiscal year, which, in turn, include the results generated by the investment banking business; nevertheless, they do not receive any remuneration based on revenues from any specific transaction in investment banking.

BBVA and the rest of entities in the BBVA Group which are not members of the New York Stock Exchange or the National Association of Securities Dealers, Inc., are not subject to the rules of disclosure affecting such members.

**"BBVA is subject to the BBVA Group Code of Conduct for Security Market Operations which, among other regulations, includes rules to prevent and avoid conflicts of interests with the ratings given, including information barriers. The BBVA Group Code of Conduct for Security Market Operations is available for reference at the following web site: [www.bbva.com](http://www.bbva.com) / Corporate Governance".**

This report has been produced by Emerging Markets Unit, Cross-Country Analysis Team

*Chief Economist, Emerging Markets*

**Alicia García-Herrero**

+852 2582 3281

alicia.garcia-herrero@bbva.com.hk

*Chief Economist,*

*Cross-Country Analysis Emerging Markets*

**Daniel Navia**

+34 91 5378351

daniel.navia@grupobbva.com

**Mario Nigrinis**

+ 852 2582 3193

Mario.nigrinis@bbva.com.hk

**José Ramón Perea**

+ 34 91 374 72 56

jramon.perea@grupobbva.com

**Alfonso Ugarte**

+ 34 91 537 37 35

alfonso.ugarte@grupobbva.com

With the assistance of:

**Kelsey Hatcher**

kelsey.hatcher@grupobbva.com

**Paul Pozarowski**

paul.pozarowski@bbva.com.hk

**Tao Tang**

tao.tang@bbva.com.hk

**George Xu**

george.xu@bbva.com.hk

## BBVA Research

*Group Chief Economist*

**José Luis Escrivá**

*Chief Economists & Chief Strategists:*

*Regulatory Affairs, Financial and Economic Scenarios:*

**Mayte Ledo**

teresa.ledo@grupobbva.com

Financial Scenarios

**Sonsoles Castillo**

s.castillo@grupobbva.com

Financial Systems

**Ana Rubio**

arubiog@grupobbva.com

Economic Scenarios

**Juan Ruiz**

juan.ruiz@grupobbva.com

Regulatory Affairs

**María Abascal**

maria.abascal@grupobbva.com

*Spain and Europe:*

**Rafael Doménech**

r.domenech@grupobbva.com

Spain

**Miguel Cardoso**

miguel.cardoso@grupobbva.com

Europe

**Miguel Jiménez**

mjimenezg@grupobbva.com

*Emerging Markets:*

**Alicia García-Herrero**

alicia.garcia-herrero@bbva.com.hk

Cross-Country Emerging Markets Analysis

**Daniel Navia**

daniel.navia@grupobbva.com

Pensions

**David Tuesta**

david.tuesta@grupobbva.com

Asia

**Stephen Schwartz**

stephen.schwartz@bbva.com.hk

South America

**Joaquín Vial**

jvial@bbvaprovida.cl

Argentina

**Gloria Sorensen**

gsorensen@bancofrances.com.ar

Chile

**Alejandro Puente**

apuente@grupobbva.cl

Colombia

**Juana Téllez**

juana.tellez@bbva.com.co

Peru

**Hugo Perea**

hperea@grupobbva.com.pe

Venezuela

**Oswaldo López**

oswaldo\_lopez@provincial.com

*Market & Client Strategy:*

**Antonio Pulido**

ant.pulido@grupobbva.com

Equity and Credit

**Ana Munera**

ana.munera@grupobbva.com

Interest Rates, Currencies and

Commodities

**Luis Enrique Rodríguez**

luisen.rodriguez@grupobbva.com

Asset Management

**Henrik Lumholdt**

henrik.lumholdt@grupobbva.com

*United States and Mexico:*

**Jorge Sicilia**

j.sicilia@bbva.bancomer.com

United States

**Nathaniel Karp**

nathaniel.karp@bbvacompass.com

Mexico

**Adolfo Albo**

a.albo@bbva.bancomer.com

Macro Analysis Mexico

**Julián Cubero**

juan.cubero@bbva.bancomer.com

## Contact details:

**BBVA Research Asia**

43/F Two International Finance Centre

8 Finance Street Central

HONG KONG

Phone: + 852 258 23201

E-mail: economicresearch.asia@bbva.com.hk