

# Weekly Watch

## Latin

July 15 2011  
Economic Analysis

South America

**Joaquín Vial**  
jvial@bbvaprovida.cl

**Enestor Dos Santos**  
enestor.dossantos@grupobbva.com

**Cristián Ashwell**  
cashwell@bbva.com

Argentina  
**Gloria Sorensen**  
gsorensen@bancofrances.com.ar

Chile  
**Alejandro Puente**  
apuente@grupobbva.cl

Colombia  
**Juana Téllez**  
juana.tellez@bbva.com.co

México  
**Julián Cubero**  
juan.cubero@bbva.bancomer.com

Perú  
**Hugo Perea**  
hperea@grupobbva.com.pe

Venezuela  
**Oswaldo López**  
apuente@grupobbva.cl

Markets  
**Octavio Gutiérrez Engelmann**  
o.gutierrez3@bbva.bancomer.com

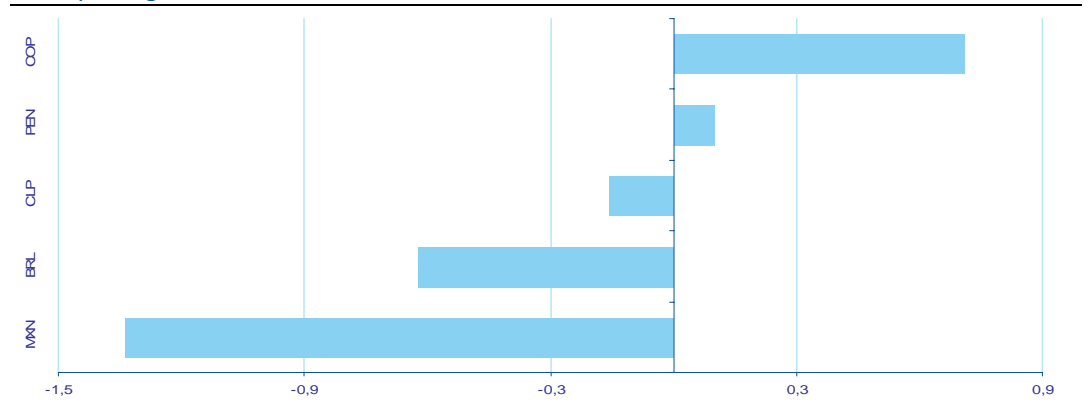
## Renewed concern over currencies

The Central Bank of Peru tried to limit rises in the exchange rate by buying USD 94 million over the week, while in Brazil changes were announced to the bank reserve requirements linked to short dollar positions. The Central Bank of Chile maintained the monetary policy rate at 5.25%. In Mexico, there was a positive surprise in industrial output in May.

### The U.S. and the EU generate high volatility in global markets

Concerns regarding potential contagion from the situation of Greece, Portugal and Ireland to other countries such as Spain or Italy continue to generate flight from risk assets. This has been countered by expectations of a third round of quantitative easing by the Fed, though the signals are still not strong. Behavior of Latin American currencies is mixed, while stock market indices continue down.

Chart 1  
Weekly changes in LatAm currencies



Source: BBVA Research

## Highlights

The Central Bank of Chile maintains its interest rate at 5.25%

Exchange rate measures in Brazil and Peru

Positive surprise in industrial output in Mexico, sales in Brazil in line with expectations

Inflationary expectations go down in Chile and Peru, up in Colombia.

Accumulated trade surplus in Colombia of USD 2.3 billion to May

The Central Bank of Venezuela reduces the legal reserve requirement to 14% for banks that participate in the financing of the Great Housing Mission

Markets →

Highlights →

Calendar →

Market data →

Charts →

Economic Analysis

Octavio Gutiérrez Engemann  
ogutierrez3@bbva.bancomer.com

Claudia Ceja  
claudia.ceja@bbva.bancomer.com

Rodrigo Ortega  
r.ortega@bbva.bancomer.com

Markets

**Sovereign tensions are heightened with the uncertainty about the second Greek bailout, falls in credit ratings in Europe and the Fed's statements**

There were episodes of volatility and flows to safe-haven assets last week as a reaction to the lack of conclusions on the second Greek bailout plan, Moody's downgrades of Portugal and Ireland to under investment grade, and the U.S. credit rating being put under review. However, although Fed Chairman Bernanke's statements highlighted the level of uncertainty with respect to the labor market, they left the door open to any additional quantitative stimulus that may be necessary and led to a recovery in the main risk assets. Despite this, the Fed Chairman's vision continues to be one of recovery for the rest of the year, and we do not see clarity in the greater appetite for risk derived from a QE3.

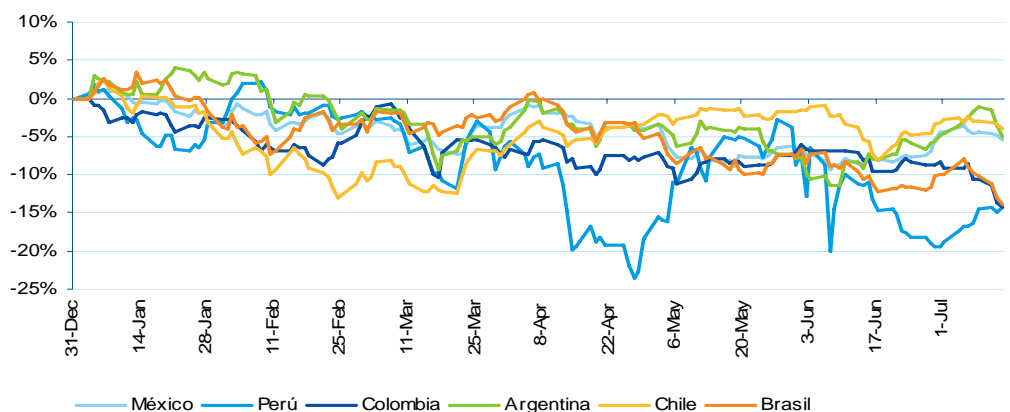
The performance of Latin American currencies was mixed last week. The BRL and MXN depreciated by over 1% in response to the elements of risk aversion mentioned earlier. Also affecting the BRL were the measures announced by the Central Bank increasing reserve requirements for banks in their short positions, combined with a more interventionist language by the Ministry of Finance. The MXN continued to show greater sensitivity to elements linked to the U.S. economic cycle. The CLP was down by around 0.3% in reaction to the fall in copper prices, while the COP continued to perform positively as a result of portfolio inflows due to the credit upgrade of a few weeks earlier. Meanwhile, the PEN ended the week up 0.3%, despite interventions by the Central Bank.

**The start of the reporting season may show weaker results in 2T11 in the U.S.**

Against this background, the performance of global stock markets has been markedly negative, though Latin America stood out thanks to the upturn in some commodity prices in reaction to growth figures from China.

The reporting season begins in the U.S. with expectations that 2Q11 will be weaker, and a growth in EPS of around 12%. In any event, we believe that in investors' minds the reports will remain in the background behind the situation of the U.S. and Europe. Nevertheless, in the environment of weakness, the maintenance of the growth trends could be key for the stock markets to confirm the floors tested recently.

Chart 2  
**LatAm Stock Market Monitor**



Source: Bloomberg and BBVA Research

- Home →
- Highlights →
- Calendar →
- Market data →
- Charts →

## Highlights

### The Central Bank of Chile maintains its interest rate at 5.25%

The Central Bank of Chile made a pause in its monetary adjustment temporarily by maintaining the benchmark rate at 5.25%, in line with expectations. It pointed out that this did not mean an interruption of the process in which we expect the MPR to reach 5,75%.

### Exchange rate measures in Brazil and Peru

The central banks are taking measures to limit the appreciation of their currencies. In Brazil the bank reserve requirements were raised to remove incentives for short dollar positions, and additional measures have not been ruled out. In Peru, the Central Bank resumed its interventions on foreign-exchange markets by buying USD 172m over last week.

### Positive surprise in industrial output in Mexico, sales in Brazil in line with expectations

Mexican industrial output figures came as a positive surprise in May, growing by 1.1% m/m (4.4% y/y), and significantly above forecasts (0.3% m/m BBVA Research). Retail sales in Brazil were up 0.6% m/m (6.2% y/y) in May, in line with expectations. In Colombia vehicle sales moderated slightly (up 32.6% y/y) in June.

### Inflation forecast: down in Chile and Peru, up in Colombia.

In Chile, inflationary expectations for December 2011 fell slightly to 4% y/y, although they remain within the upper limit of the Central Bank's target range. In Peru, they also fell to 3.2% (May: 3.4%) after downward surprises in the 2 previous months, but they are still above the upper range. In Colombia, expectations increased to 3.3% y/y (June: 3.2%), although they continue in line with the Central Bank targets.

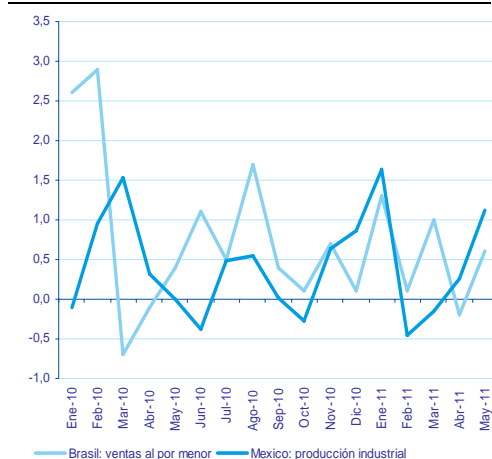
### Accumulated trade surplus of USD 2.3 billion to May in Colombia

There was a trade surplus of USD 500 million in May, supported by oil price expectations (91.4% y/y) and a moderate recovery in industrial products. These exports offset the 35.0% y/y increase in imports.

### The Central Bank of Venezuela reduces the legal reserve requirements for banks to finance housing

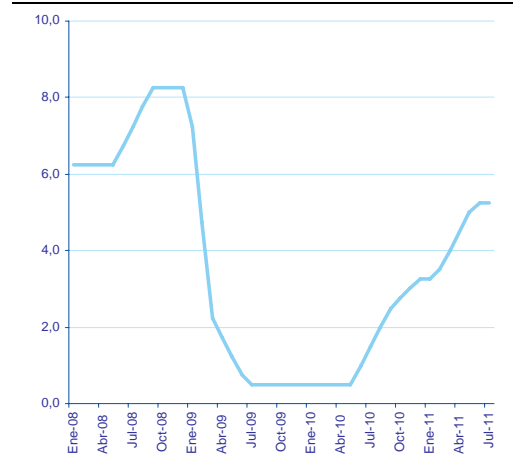
The amount of the reduction (3 pp) must be allocated to the purchase of Bandes bank certificates to finance the Great Housing Mission program. Banks that do not participate will have a legal reserve requirement of 23%. We expect that most banks will participate in the program to avoid the increase in legal requirements, given their limited impact on liquidity.

Chart 3  
Economic activity (% m/m)



Source: BBVA Research

Chart 4  
Monetary policy rate in Chile



Source: BBVA Research

- Home →
- Markets →
- Calendar →
- Market data →
- Charts →

## Calendar: indicators

### Next Week: 18 - 22 July 2011

	Data	Period	Forecast	Consensus	Previous	Comment
<b>Argentina</b>						
Monthly Economic Activity Estimator	18-Jul	May 2011	6,5% y/y	7,0% y/y	7,1% y/y	
Industrial Monthly Estimate	22-Jul	Jun 2011	8,5% y/y	7,9% y/y	9,2% y/y	
Trade Balance	22-Jul	Jun 2011	USD 846 MM	USD 970 MM	USD 1680 MM	
<b>Brazil</b>						
Economic Activity Index	(18-22)-Jul	May 2011			0,44% m/m	
Unemployment rate	19-Jul	Jun 2011			6,4%	Markets will remain very focused on labor market indicators as they will be key to determine the pace of economic slow down.
<b>Colombia</b>						
Industrial production	19-Jul	May 2011	5,8% yoy		2,0% yoy	Indicators suggest that the low growth in industrial production in March and April was transitory.
Retail sales	19-Jul	May 2011	16,7% yoy		23,2% yoy	A more balanced behavior by type of goods can maintain high growth rates in sales.
Building permits	21-Jul	May 2011	25,0% yoy		45,4% yoy	Expected moderation in growth rates due to depletion of change regulario this year.
<b>Mexico</b>						
Unemployment Rate	21-Jul	Jun 2011	5,30	NA	5,50	With the good performance of industry in the last months, unemployment rate should diminish in the second half of the year.
Inflation	22-Jul	July's first fortnight	0,21% f/f (3,43% y/y)	0,2% f/f	0% m/m June	After four months without inflationary pressures, some Non-Core Factors -mostly agricultural prices- will cause slight upwards pressure since July.
<b>Peru</b>						
Banking system credit (yoy % change)	(18-22)-Jul	June 2011			21,9%	
Public Investment (real yoy % change)	(18-22)-Jul	June 2011			0	
<b>Venezuela</b>						
Unemployment rate	22-Jul	June 2011	8,1%		8,4%	We expect an slow down on the unemployment rate due to a better activity indicators in the quarter

Source: BBVA Research

## Calendar of events

### Brazil: SELIC rate publication (July 20)

Forecast: 12.5%

Consensus: 12.5%

Previous: 12.5%

## Calendar of holidays

Colombia: July 20

Home →

Markets →

Highlights →

Market data →

Charts →

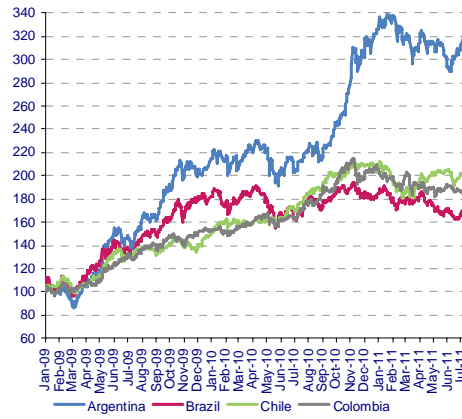
## Market Data

			Close	Weekly change	Monthly change	Annual change		
Interest rates (changes in bps)	US	3-month Libor rate	0.25	0	0	-27		
		2-yr yield	0.37	-2	0	-21		
		10-yr yield	2.94	-9	-3	2		
	EMU	3-month Euribor rate	1.61	1	12	75		
		2-yr yield	1.19	-26	-31	42		
		10-yr yield	2.70	-13	-26	9		
Exchange rates (changes in %)	Europe	Dollar-Euro	1.411	-1.1	-0.7	9.3		
		Pound-Euro	0.88	-1.6	-0.2	3.7		
		Swiss Franc-Euro	1.15	-3.3	-4.8	-15.0		
	America	Argentina (peso-dollar)	4.12	-0.1	0.6	4.7		
		Brazil (real-dollar)	1.58	1.0	-1.2	-11.5		
		Colombia (peso-dollar)	1747	-0.7	-2.0	-7.1		
		Chile (peso-dollar)	462	-0.1	-1.4	-12.8		
		Mexico (peso-dollar)	11.73	0.9	-1.7	-9.4		
		Peru (Nuevo sol-dollar)	2.74	0.0	-0.7	-2.9		
		Asia	Japan (Yen-Dollar)	79.24	-1.8	-1.9	-8.5	
			Korea (KRW-Dollar)	1061.05	0.5	-2.1	-12.7	
			Australia (AUD-Dollar)	1.065	-0.9	0.7	22.3	
		Comm. (chg %)		Brent oil (\$/b)	115.7	-2.2	-1.2	53.5
	Gold (\$/ounce)		1577.4	2.2	3.0	32.2		
	Base metals		596.3	-1.1	-1.6	26.9		
Stock markets (changes in %)	Euro	Ibex 35	9508	-4.3	-4.3	-4.8		
		EuroStoxx 50	2665	-4.5	-2.4	0.7		
		USA (S&P 500)	1309	-2.6	3.4	22.9		
	América	Argentina (Merval)	3302	-4.8	1.8	44.6		
		Brazil (Bovespa)	59679	-3.0	-3.1	-4.3		
		Colombia (IGBC)	13130	-4.4	-6.4	1.6		
		Chile (IGPA)	22312	-1.3	2.4	14.1		
		Mexico (CPI)	36165	-0.9	2.4	13.8		
		Peru (General Lima)	20182	1.3	0.2	45.0		
		Venezuela (IBC)	83864	3.2	3.6	29.5		
		Asia	Nikkei225	9974	-1.6	4.2	6.0	
			HSI	21813	-4.0	-2.4	7.7	
		Credit (changes in bps)	Ind.	Itraxx Main	120	7	9	2
				Itraxx Xover	447	23	35	-88
Sovereign risk	CDS Germany		56	10	15	16		
	CDS Portugal		1095	72	297	807		
	CDS Spain		323	9	35	103		
	CDS USA		54	5	2	---		
	CDS Emerging		221	13	-5	-24		
	CDS Argentina		634	33	18	-289		
	CDS Brazil		117	9	2	-9		
	CDS Colombia		114	8	5	-22		
	CDS Chile		76	2	1	-18		
	CDS Mexico		115	8	5	-12		
	CDS Peru		129	2	-19	7		

Source: Bloomberg and Datastream

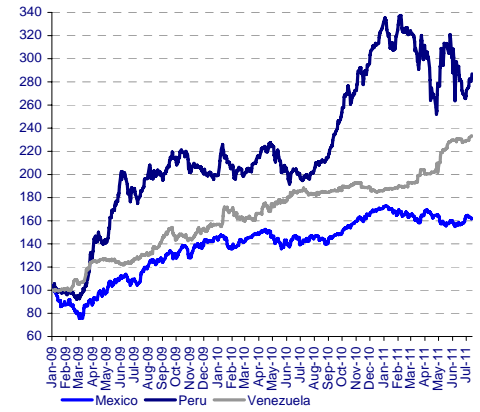
Charts

Chart 4  
Stock markets (base index Jan09 = 100)



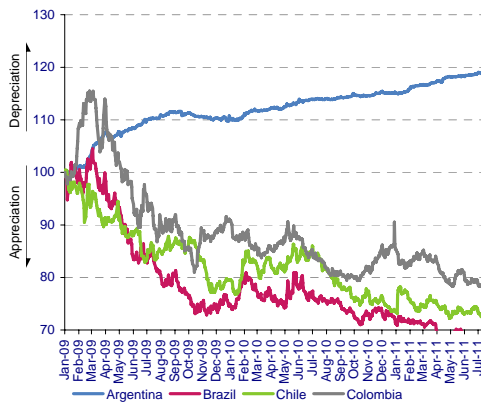
Source: Datastream and BBVA Research

Chart 5  
Stock markets (base index Jan09 = 100)



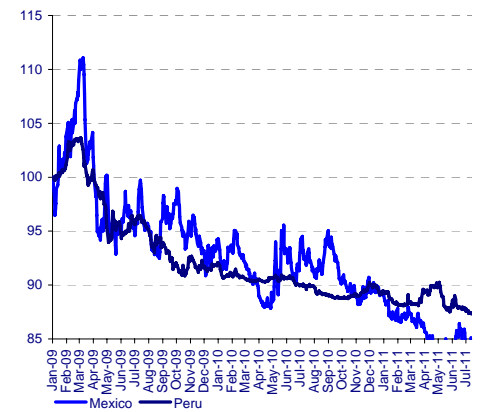
Source: Datastream and BBVA Research

Chart 6  
Exchange rates (base index Jan09 = 100)



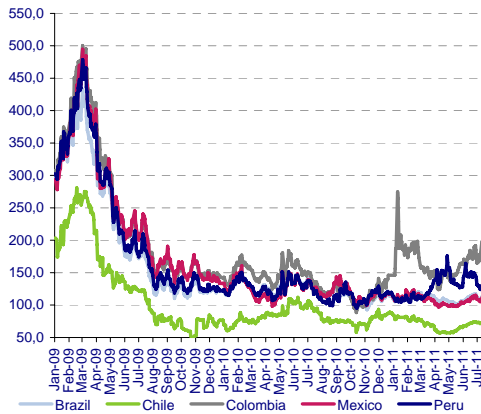
Source: Datastream and BBVA Research

Chart 7  
Exchange rates (base index Jan09 = 100)



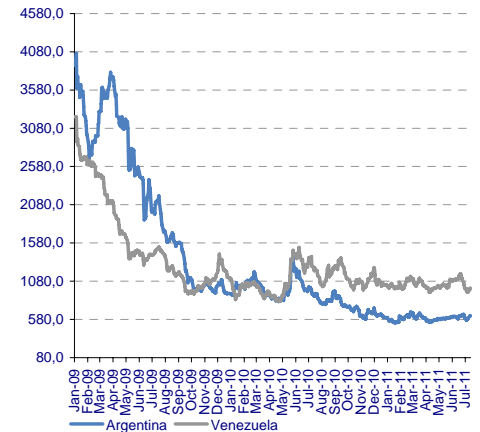
Source: Datastream and BBVA Research

Chart 8  
Credit Default Swaps (levels)



Source: Datastream and BBVA Research

Chart 9  
Credit Default Swaps (levels)



Source: Datastream and BBVA Research

**DISCLAIMER**

This document and the information, opinions, estimates and recommendations expressed herein, have been prepared by Banco Bilbao Vizcaya Argentaria, S.A. (hereinafter called "BBVA") to provide its customers with general information regarding the date of issue of the report and are subject to changes without prior notice. BBVA is not liable for giving notice of such changes or for updating the contents hereof.

This document and its contents do not constitute an offer, invitation or solicitation to purchase or subscribe to any securities or other instruments, or to undertake or divest investments. Neither shall this document nor its contents form the basis of any contract, commitment or decision of any kind.

**Investors who have access to this document should be aware that the securities, instruments or investments to which it refers may not be appropriate for them due to their specific investment goals, financial positions or risk profiles, as these have not been taken into account to prepare this report.** Therefore, investors should make their own investment decisions considering the said circumstances and obtaining such specialized advice as may be necessary. The contents of this document is based upon information available to the public that has been obtained from sources considered to be reliable. However, such information has not been independently verified by BBVA and therefore no warranty, either express or implicit, is given regarding its accuracy, integrity or correctness. BBVA accepts no liability of any type for any direct or indirect losses arising from the use of the document or its contents. Investors should note that the past performance of securities or instruments or the historical results of investments do not guarantee future performance.

**The market prices of securities or instruments or the results of investments could fluctuate against the interests of investors. Investors should be aware that they could even face a loss of their investment. Transactions in futures, options and securities or high-yield securities can involve high risks and are not appropriate for every investor. Indeed, in the case of some investments, the potential losses may exceed the amount of initial investment and, in such circumstances, investors may be required to pay more money to support those losses. Thus, before undertaking any transaction with these instruments, investors should be aware of their operation, as well as the rights, liabilities and risks implied by the same and the underlying stocks. Investors should also be aware that secondary markets for the said instruments may be limited or even not exist.**

BBVA or any of its affiliates, as well as their respective executives and employees, may have a position in any of the securities or instruments referred to, directly or indirectly, in this document, or in any other related thereto; they may trade for their own account or for third-party account in those securities, provide consulting or other services to the issuer of the aforementioned securities or instruments or to companies related thereto or to their shareholders, executives or employees, or may have interests or perform transactions in those securities or instruments or related investments before or after the publication of this report, to the extent permitted by the applicable law.

BBVA or any of its affiliates' salespeople, traders, and other professionals may provide oral or written market commentary or trading strategies to its clients that reflect opinions that are contrary to the opinions expressed herein. Furthermore, BBVA or any of its affiliates' proprietary trading and investing businesses may make investment decisions that are inconsistent with the recommendations expressed herein. No part of this document may be (i) copied, photocopied or duplicated by any other form or means (ii) redistributed or (iii) quoted, without the prior written consent of BBVA. No part of this report may be copied, conveyed, distributed or furnished to any person or entity in any country (or persons or entities in the same) in which its distribution is prohibited by law. Failure to comply with these restrictions may breach the laws of the relevant jurisdiction.

In the United Kingdom, this document is directed only at persons who (i) have professional experience in matters relating to investments falling within article 19(5) of the financial services and markets act 2000 (financial promotion) order 2005 (as amended, the "financial promotion order"), (ii) are persons falling within article 49(2) (a) to (d) ("high net worth companies, unincorporated associations, etc.") Of the financial promotion order, or (iii) are persons to whom an invitation or inducement to engage in investment activity (within the meaning of section 21 of the financial services and markets act 2000) may otherwise lawfully be communicated (all such persons together being referred to as "relevant persons"). This document is directed only at relevant persons and must not be acted on or relied on by persons who are not relevant persons. Any investment or investment activity to which this document relates is available only to relevant persons and will be engaged in only with relevant persons. The remuneration system concerning the analyst/s author/s of this report is based on multiple criteria, including the revenues obtained by BBVA and, indirectly, the results of BBVA Group in the fiscal year, which, in turn, include the results generated by the investment banking business; nevertheless, they do not receive any remuneration based on revenues from any specific transaction in investment banking.

BBVA is not a member of the FINRA and is not subject to the rules of disclosure affecting such members.

**"BBVA is subject to the BBVA Group Code of Conduct for Security Market Operations which, among other regulations, includes rules to prevent and avoid conflicts of interests with the ratings given, including information barriers. The BBVA Group Code of Conduct for Security Market Operations is available for reference at the following web site: [www.bbva.com](http://www.bbva.com) / Corporate Governance".**

**BBVA is a bank supervised by the Bank of Spain and by Spain's Stock Exchange Commission (CNMV), registered with the Bank of Spain with number 0182.**