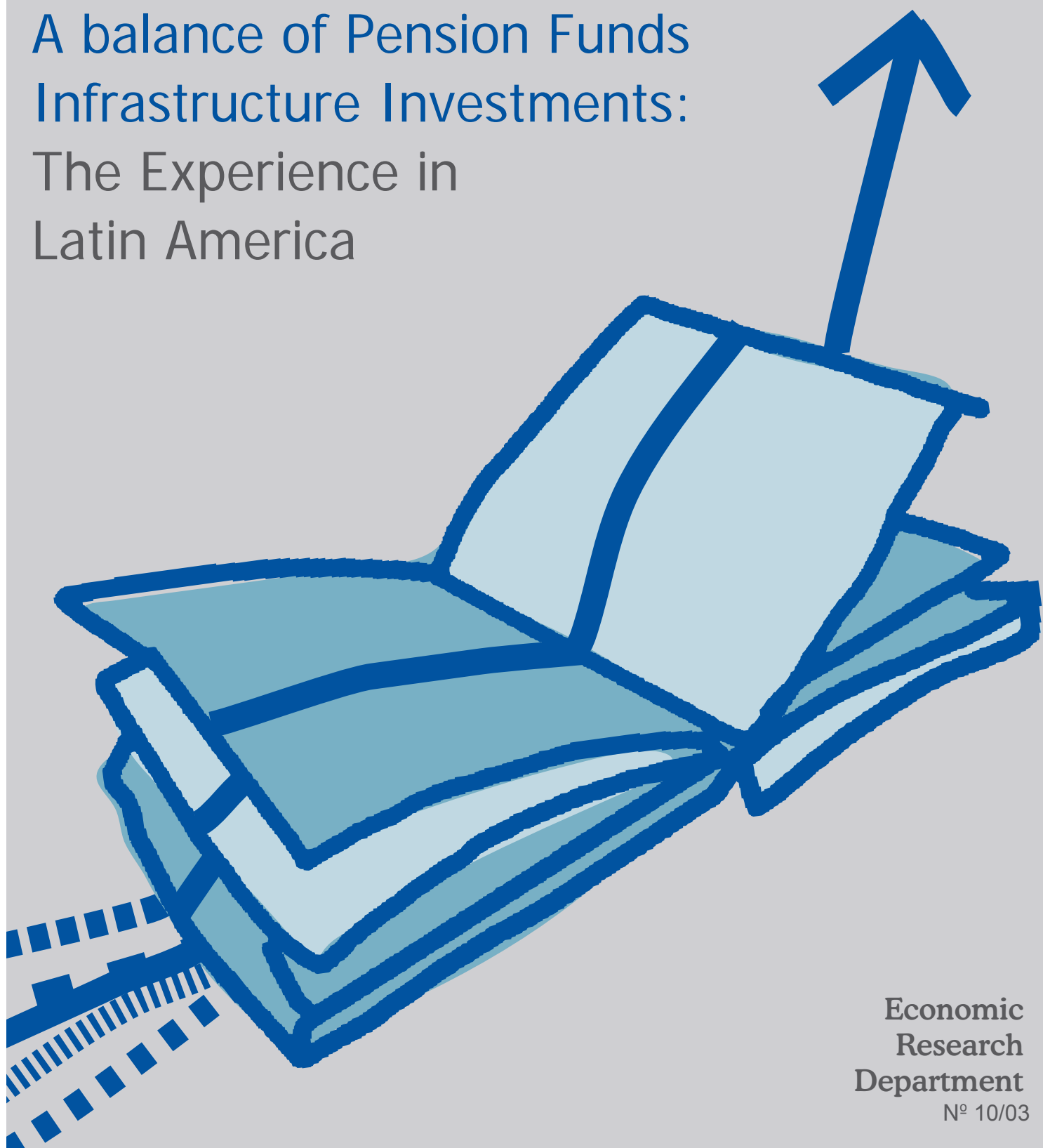


WORKING Papers

A balance of Pension Funds
Infrastructure Investments:
The Experience in
Latin America



A Balance of Pension Fund Infrastructure Investments: The Experience in Latin America¹²

Javier Alonso, Jasmina Bjeletic, Carlos Herrera, Soledad Hormazábal, Ivonne Ordóñez,
Carolina Romero and David Tuesta

Abstract

The purpose of this study is to create a detailed account of what Latin American pension funds have meant to the financing of infrastructures, with the purpose of serving as a basis for reflection regarding potential improvements to optimize the portfolios of pension funds and accomplish a greater contribution of retirement savings to the development of countries. The involvement of pension funds in infrastructure is a recommended strategy for managed portfolios based on the criteria establishing that they should be an attractive investment for future pensions, and thus must reach an adequate balance between return and risk. Likewise, given the importance of infrastructure in development, we see that a more significant involvement of pension funds also constitutes a desirable goal because it implies not only greater private benefits for owners of retirement savings (affiliates), but also for society as a whole. In order to perform a complete analysis, we study the evolution and traditional forms of participation in the financing of infrastructure, identifying strengths as well as weaknesses to be corrected. Existing processes are also described, which have assisted to a greater or lesser extent in the involvement of the private sector through concession laws in these countries. Finally, we discuss the different tools that the current systems depend on which allow the involvement of pension funds, as well as how these processes have been carried out up to this moment and the opportunities foreseen.

¹ The authors highlight the important contributions to the analysis and development of the document during the last stage by María Claudia Llanes and David Freeman.

² The authors thank Adolfo Albo, Tatiana Alonso, José María Aragone, Rafael Carranza, Francisco González Almaraz, Mayte Ledo, Jorge Matuk, Hugo Perea, Carmen Pérez de Muniain, Alejandro Puente, Ricardo Rodríguez Marengo, Juana Téllez, Enrique Summers, Alfonso Ugarte, Patricio Urrutia and Joaquín Vial, for their comments and suggestions

CONTENTS

1) INTRODUCTION	5
2) THE INFRASTRUCTURE GAP IN LATIN AMERICA	9
2.1) The Infrastructure Gap and Need for Financing in Latin America	9
2.2) The Need for Financing in Chile	15
2.3) The Need for Financing in Colombia	19
2.4) The Need for Financing in Mexico	24
2.5) The Need for Financing in Peru	31
3) INFRASTRUCTURE INVESTMENT OF PENSION FUNDS IN AN INTERNATIONAL CONTEXT	42
3.1) Introduction	42
3.2) The participation of pension funds in the financing of infrastructure in Australia.	42
3.2.1) Public-private participation and infrastructure.	42
3.2.2) Instruments of Infrastructure Investment in Australia	47
3.2.3) Pension funds in Australia and their participation in Infrastructure.	54
3.3) The participation of pension funds in the financing of infrastructure in the United Kingdom.	58
3.3.1) PPPs in the United Kingdom	58
3.3.2) The participation of pension funds in infrastructure	60
3.4) The participation of pension funds in the financing of infrastructure in Canada.	61
3.4.1) PPPs in Canada	61
3.4.2) The participation of pension funds in infrastructure in Canada	62
3.5) The participation of pension funds in the financing of infrastructure in the USA	64
3.5.1) Public-private participation and infrastructure.	64
3.5.2) The participation of pension funds in the financing of infrastructure	68
3.6) The participation of pension funds in the financing of infrastructure in Continental Europe.	68
3.6.1) Public-private participation and infrastructure.	68
3.6.2) Investment of pension funds in infrastructure in Europe	72
3.7) Conclusions	73
4) PENSION FUNDS AND INFRASTRUCTURE IN CHILE	76
4.1) Introduction	76
4.2) Recent developments in infrastructure	77
4.2.1) Volatility of infrastructure expenditure in Chile	77
4.2.2) Private sector participation in infrastructure	79
4.3) The Concession Law	80
4.3.1) Legislative Background	80

4.3.2)	Current Law	81
4.3.3)	Current Discussion Increases efficiency in the concessions system	85
4.4)	Pension funds and infrastructure investment	91
4.4.1)	Investment in infrastructure sector companies	94
4.4.2)	Investment in new infrastructure projects	95
4.4.3)	Bond characteristics for infrastructure concessions	96
4.4.4)	Real Estate Funding	106
4.5)	Conclusions	108
5)	PENSION FUNDS AND INFRASTRUCTURE IN COLOMBIA	112
5.1)	Introduction	112
5.2)	Recent developments in Infrastructure in Colombia	113
5.2.1)	Cyclical characteristics of infrastructure expenses in Colombia	113
5.2.2)	Private sector participation in infrastructure	114
5.3)	The Concession Law	125
5.3.1)	Standard Framework	126
5.3.2)	Bidding and Concession Process	128
5.4)	Pension funds and infrastructure investment	130
5.4.1)	Indirect investment of PFAs in infrastructure	133
5.5)	Obstacles in the direct investment of PFAs in infrastructure	136
5.6)	Conclusions	137
6)	PENSION FUNDS AND INFRASTRUCTURE IN MEXICO	141
6.1)	Introduction	141
6.2)	Infrastructure Development	142
6.2.1)	The cyclic characteristics of public expenditure in infrastructure	142
6.2.2)	Participation of the private sector in infrastructure	149
6.3)	The Concession Law	156
6.4)	Pension funds and infrastructure investment	161
6.4.1)	Indirect Investment	162
6.4.2)	Direct Investment	163
6.5)	Weaknesses in the infrastructure investment system	170
6.6)	Conclusions	177
7)	PENSION FUNDS AND INFRASTRUCTURE IN PERU	180
7.1)	Introduction	180
7.2)	Recent Infrastructure Development	181
7.2.1)	Cyclical nature of infrastructure expenses in Peru	181
7.2.2)	Private sector participation in infrastructure	184
7.3)	The Concession Law	189

7.4)	Pension funds and infrastructure investment	194
7.4.1)	Indirect investment of pension funds in infrastructure	199
7.4.2)	Direct investment of pension funds in infrastructure	205
7.5)	Weaknesses in the infrastructure investment system	206
7.6)	Conclusions	211
8)	FINAL CONSIDERATIONS	215
9)	BIBLIOGRAPHY	222

1) INTRODUCTION

The Latin American region shows evidence of improving financial conditions, providing it a good standing with which to face this century. This position could be enhanced, however, if the enormous infrastructure deficits are dealt with. Different studies have concluded that there exists a very strong relationship between growth and the need to enlarge infrastructure in countries. As such, failure to recognize the importance of the role that this factor plays in Latin American development could tremendously limit its long term growth.

The role of infrastructure should not only be seen from the cold perspective that macroeconomic indicators sometimes give. There are several positive relationships with improved infrastructure from a social standpoint as well, particularly on the reduction of inequality and poverty. Thus, a major pool of infrastructure can generate greater quality of life to even the poorest sectors, as improved transportation channels improves the connection of rural communities to markets; moreover, it fosters school attendance while simultaneously elevating the level of human capital, increasing income and job expectations. Likewise, better infrastructure allows populations to achieve more dignified standards of living by offering greater access to basic services like electricity, potable water and sewer systems.

In order for governments to achieve greater investments in this category, a series of market conditions that reflect current and potential supply and demand needs are needed. If these exist, it remains to be seen if the circumstances will be in place to channel the interests that they may raise in any interested parties in its execution both in public and private sectors. In general, this is part of the institutional and financial framework.

From the institutional point of view, it is important that the "rules of play" for the development of infrastructure be conveniently structured in such a way that the locations of possible investments are known, who can participate, what income and costs are derived from the possible projects, as well as how agents will interact once the project is completed, where, among other things, the regulatory framework will matter. If the state is the main actor, generally these institutional conditions are performed internally, even though studies have found it is not clear that the public sector holds the same incentives for efficiency as the private sector for the selection and development of projects. On the other hand, the manner in which this institutional framework is set up is relatively significant to the private sector. Likewise, in order for infrastructure investment projects to be attractive, the private sector will require flexible and transparent processes during all stages, in such a way that the factors are as explicit as possible, within a framework where profit participation is realized in the long term.

Project financing is also an important factor to be taken into account. In this regard, the degree of financial market development is also of huge importance, as its openness and breadth facilitates the ability to channel the associated savings. In the case of the state, a common problem is trying to meet diverse needs with limited budgets and numerous complications. This fact can contribute to extremely negative consequences stemming from decisions to broaden infrastructure that a country requires during a cyclical economic downturn. In the case of the private sector, it is important to consider the state of the financial market which must allow the channeling of resources. In this respect, Latin American countries have achieved huge advances with important changes to regulation during the nineties that aided the development of the financial markets. In this process, the implementation of private pension systems with individual capitalization has played a central role, in which managed assets represent between 10% and 60% or more of GDP of the respective countries to date, and that constitute extraordinary intermediaries in the channeling of savings toward key economic sectors.

One of the problems that investing in infrastructure presents is the difficulty of conveniently intermediating private domestic savings (in terms of the process, as well as the magnitude of resources). Considering the magnitude of money inside private pension funds in many Latin American countries, they have become a natural player in the objective to increase basic infrastructure stock that will allow these countries to take a qualitative leap toward sustainable economic growth.

As such, the primary objective of this study is to create a detailed account of Latin American pension fund experience on the financing of infrastructure in order to better understand the improvements necessary to attract a greater presence of retirement savings to development. The involvement of pension funds in the development of infrastructure is one of the fundamental criteria relevant to portfolios managed by pension companies in favor of affiliates, and as such, this investment brings portfolios closer to an optimum balance between profitability and risk. Given the importance of infrastructure to the over all development of a country, as pointed out in Alonso *et al* (2009), we believe that the involvement of pension funds is a desirable objective to the greatest extent possible because it benefits owners of private pensions (affiliates) and society as a whole. In the words of Baumol (1988), this balance can be seen as a “*super fairness*”, because in essence everyone improves their condition.

In order to give a complete history of the pension fund experience in infrastructure investment, its evolution and traditional form are analyzed to see how they have been involved in its financing, in order to detect weaknesses and to strengthen advantages. We also look at existing processes which allow for a greater or lesser participation of the private sector based on the concession laws of the individual countries. Then we discuss the different tools relied on by current systems that allow the participation of pension funds, and how this has been carried out up to this moment.

Therefore, the motive behind this work, its objectives and the structure of the study are detailed in the introduction, which constitutes the first part of the document. This study is fundamentally focused on the experience of four Latin American countries: Colombia, Chile, Mexico and Peru. Nevertheless, we refer to the vast experiences of pension funds from some developed countries with regards to their channeling of resources toward infrastructure investment in some of the sections of this document.

The second chapter analyzes the current situation of infrastructure in the region. As different authors have mentioned, the region has lagged in this objective due to the numerous fiscal adjustments that have prioritized reductions in current expenditures over infrastructure. Later on, during the processes of privatization, government strategies relied on private capital inflow, which improved the quality of infrastructure, but could not compensate for the fall in public expenditure. To get an idea of the existing gaps, it is sufficient to point out that in the seventies the level of infrastructure in Latin America was comparable to many of the so-called Asian Tigers. In fact, while the most vigorous countries of Asia have been investing at rates over 5% of GDP, Latin America currently invests only around 2%. This difference is more alarming if you take into account that in the eighties, infrastructure investment in the region was approximately 3.5% of GDP.

The following sections of the research are focused on the manner in which infrastructure can be financed through pension funds. Before discussing specific aspects to Latin America, we will begin by providing a picture of the financing systems of countries where they have developed over many years. To that end, in chapter 3 we review the experiences of pension funds in Australia in great detail, as well as those of the United Kingdom, Canada, the United States and continental Europe. Finally, we try to identify some common elements of the different systems that can provide lessons for Latin American pension funds.

Chapters four through seven give a thorough account of the experiences of the region with respect to how regulations have allowed for the development of different trajectories of pension fund investment in infrastructure. Each experience is different with regards to duration and the role that governments and regulators had in relation to these experiences. We begin by reviewing the development of more consolidated pension fund systems in the region, such as the one in Chile, where after functioning for more than 27 years, the size of the funds managed is equivalent to 60% of GDP and has played an important role in the development of the financial markets. In Chile this has allowed the spread of mechanisms for the investment of retirement savings that have ultimately developed into successful financial vehicles such as infrastructure bonds. On the other side of the spectrum we will review the experience of countries like Peru, Colombia and Mexico that have somewhat younger pension systems (between 11 and

16 years old), and whose approach to infrastructure investment have been more gradual. Finally, in chapter eight, we review the main conclusions of this report and give a complete account of the different experiences in a manner that highlights the experiences that can improve regulations to optimize the symbiotic pensions-infrastructure system in order to achieve significant advantages for both affiliates and the countries as a whole.

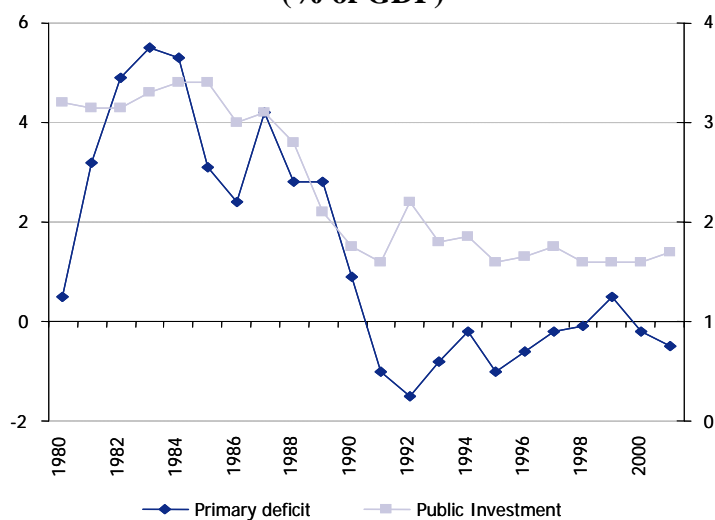
2) THE INFRASTRUCTURE GAP IN LATIN AMERICA

2.1) The Infrastructure Gap and Need for Financing in Latin America

Since the 70's, economic literature has shown a special interest in the contribution of infrastructure to growth. The theoretical and the empirical evidence has shown that this type of investment increases the potential GDP in the long term through the improvement of productive *input* and by improving the efficiency of all factors.

Despite the known importance of these factors, since the mid 80's, a generalized plunge in infrastructure investment has been observed in most Latin American countries. As can be observed in Chart 2.1, the primary surpluses of state's budget were achieved by reducing the public infrastructure investment from representing 4.5% of GDP in the mid 80's, to a mean of approximately 1.5% in the 90's.

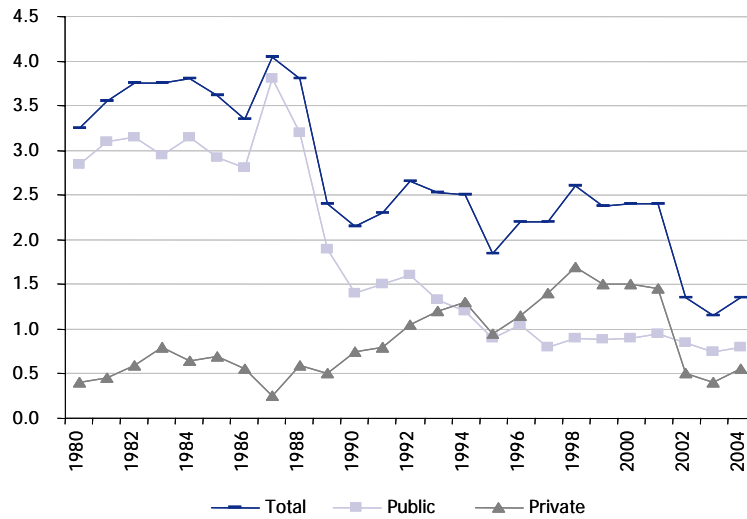
**CHART 2.1 : Primary Deficit in Public Infrastructure Investment
(% of GDP)**



Source: Calderón and Servén (2004)

For several years, and in multiple countries, the decline in direct foreign investment compensated for part of the decline in investment. Nevertheless, due to the decrease in the number of public companies privatizing in the 90's, and the more recent current economic crisis, foreign capital has retracted a great deal, leaving current investment far below desirable levels (See Chart 2.2).

CHART 2.2 : Infrastructure Investment in the Six Main Countries of Latin America (in % of GDP)



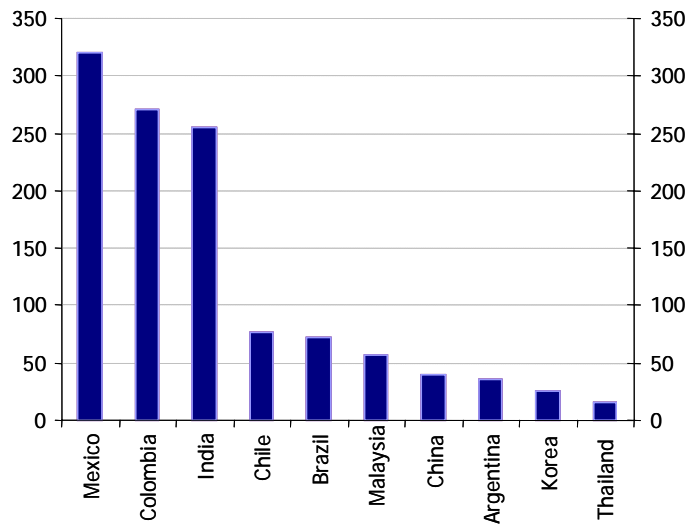
Source: Servén (2008)

On the other hand, the geographical features of the interiors of some Latin American countries, meaning those that have significant populations and economic activities far from the coast (like Colombia and Mexico), along with a very difficult orography (the former along with Peru), cause the cost of establishing new infrastructure to be especially high. This, together with the scarce investment mentioned earlier, translates into a smaller amount of money available for infrastructure. For example, Colombia has one of the longest distances between industrial centers and their maritime ports in comparison to other competing countries. The average distance (weighted by population) in a straight line, from Bogota, Medellin and Cali to the maritime port is 271 kilometers (Chart 2.3). This distance is 3.2 times that observed in Chile and 3.6 times that in Brazil and is much further than other competitors like China, Korea and Thailand.

This period of time without sufficient investment has not only increased the differences in infrastructure resources of Latin American countries with respect to the most developed ones, it is also responsible for the increase in the infrastructure gap with respect to their direct competitors in international markets.

In a recent paper from the World Economic Forum, Mia *et al* (2007) introduce a comparison of the perceptions regarding the development of infrastructure in different Latin American countries. The first indicator analyzed is the *Infrastructure Quality Gap Index (IQGI)* which incorporates diverse types of infrastructures in its calculation. To estimate this indicator, the German development is used as a reference, as it was the country that achieved the best allocation. With respect to the leader, the infrastructure gap in Latin American countries is considerable.

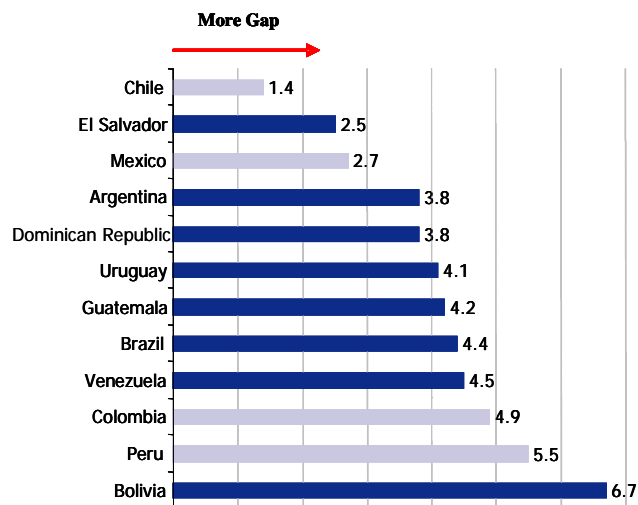
CHART 2.3 : Average Distance from the Three Most Important Economic Centers



Source: World Bank (2006), DANE Regional Accounts, and ERD BBVA

The largest discrepancies were found in Peru and Colombia (5.5 and 4.9). Mexico is in an intermediate situation with 2.7 and Chile is in the best position with 1.4. (see Chart 2.4)

CHART 2.4 : Infrastructure Gap in Latin American countries



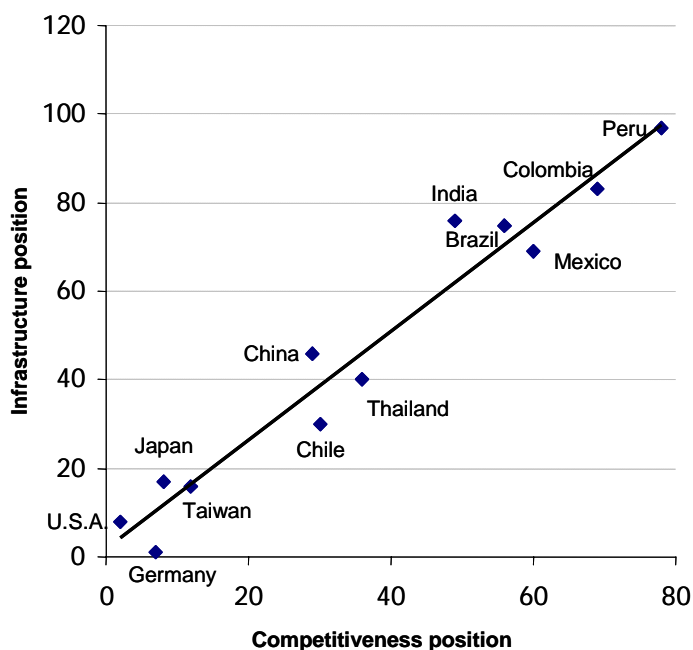
Source: World Economic Forum 2007

This gap reflects a lack of global competitiveness by Latin American countries (Chile being the exception) with respect to the most competitive countries.

If we compared the *Global Competitiveness Index, WEF, 2009* to 2009-2010, showing the position of infrastructure development for every country in the world with respect to its infrastructure allowance, a large gap between Mexico, Peru and Colombia compared to the countries of Southeast Asia can be observed, in addition to showing the logical positive relationship between infrastructure and competitiveness. It is worth

pointing out the case of Chile, which has, to a degree, been able to position itself competitively, also has infrastructure similar to that of China and Thailand, and with this in mind we will further discuss the important contributions that pension funds have on overcoming economic obstacles in its corresponding chapter (see Chart 2.5).

CHART 2.5 : Relationship Between Infrastructure and Competitiveness



Source: The Global Competitiveness Report 2009-2010. WEF (2009), ERD BBVA

While this lack of infrastructure stock can be a barrier to competition and growth in Latin American countries, it can also be an opportunity for diverse financing entities at the same time, and more specifically, for pension funds. At the World Economic Forum, Mia *et al* (2007) shows the degree to which each country is attracted toward private infrastructure investment in a comparison of potential investors in each country through the *Infrastructure Private Investment Attractiveness Index (IPIAI)*. This indicator weighs diverse factors like the regulatory, institutional and fiscal environment, as well as the political risk, macroeconomic factors and profitability of the investment, etc. In Table 2.1 we see the result of this classification highlights that Chile, Colombia, Peru and Mexico are among the top five ranked on the list, with Brazil in the second position behind the leader, which is Chile.

In this case, despite the fact that Chile retains the best indicator of infrastructure stock (and as such, the pending projects offer lower returns) the stability of its regulators/institutions and the development of its financial system provides an ideal framework for private domestic and foreign investors to control risks associated with investment allocation.

TABLE 2.1 : Private Infrastructure Investment Attraction Index

Ranking	Country	Gomal Rating
1	Chile	5,43
2	Brazil	4,40
3	Colombia	4,33
4	Peru	4,23
5	Mexico	4,04
6	Uruguay	4,02
7	El Salvador	3,97
8	Guatemala	3,64
9	Argentina	3,41
10	Venezuela	3,37
11	Bolivia	3,34
12	Dominican Rep.	3,33

Source: Mia *et al* (2007)

Despite the opportunities and needs for investment in countries like Colombia, Peru and Mexico, along with the attractiveness that they seem to offer for public and private investors, we should ask ourselves: why are private investors, and more specifically, pension funds, not investing in these countries more heavily, as desired?

In the following chapters, more diverse circumstances that have affected private investments will be shown, and more specifically pension funds in Chile, Colombia, Mexico and Peru.

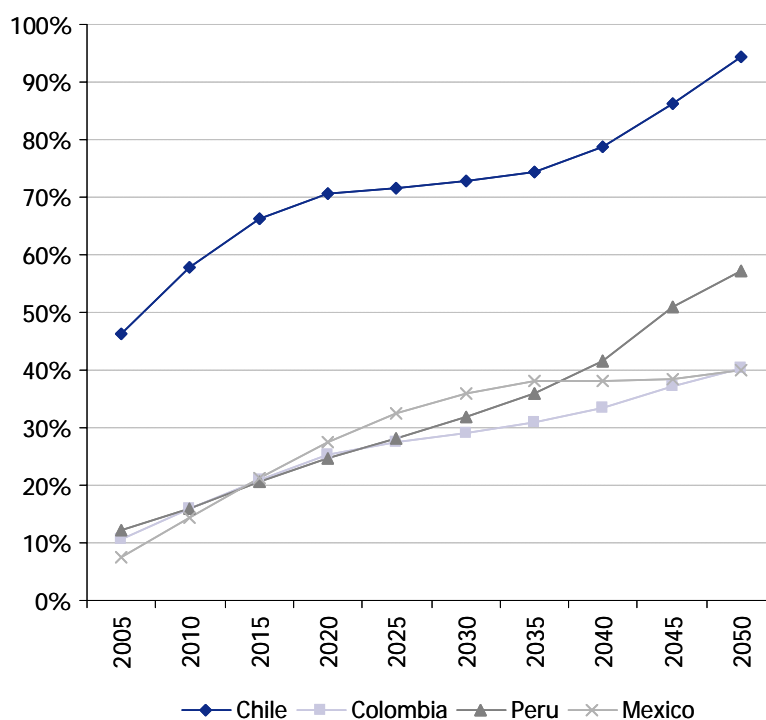
What we should point out is the importance of what is being paid in relation to what will be gained by national savings via retirement funds, and that the national competitiveness and wealth could be increased with the attainment of necessary and sufficient conditions for the PFA to consider it appropriate to invest in infrastructure assets (see Alonso *et al*, 2009).

TABLE 2.2 : Estimation of Infrastructure Needs in Latin America

Country	Estimation of Investment Needs (in million US\$)	Period	Source
Chile	25817	2008-2012	Chilean Construction Chamber (Cámara Chilena de la Construcción)
Colombia	90193	2006-2019	DNP(2006)
Colombia	30000	2006-2010	DNP (2007)
Mexico	232293 (22% private)	2007-2012	National Infrastructure Program (Programa Nacional de Infraestructuras)
Peru	37760 (gap)	2009-2018	Peruvian Economic Institute (Instituto Peruano de Economía, IPE, 2009)

In Table 2.2, we can mention some studies which have estimated the investment needs in the short / medium term for Chile, Colombia, Mexico and Peru, estimate that on average, it would be necessary to have a minimum investment of 4% of annual GDP during the period considered. If the studies obtained information over a longer period, we would probably see that this amount would be maintained or even increase over time.

CHART 2.6 : Outstanding Balance of Pension Funds in Relation to GDP



Source: Favre et al (2006), Muñoz et al (2009), Albo et al (2007), Bernal et al (2008).

Pension funds, on the other hand, are going to increase available resources notably as several systems mature (See Chart 2.6). Chile already accumulates assets that reach the around 60% of GDP and it could get as high as 90% in 2050. The remaining countries, (Colombia, Peru and Mexico), with more recent private pension systems than those of Chile, have reached a volume of resources exceeding 10% of GDP and that could go as high as 40% in 2050 (for Mexico and Colombia) and close to 60% in the case of Peru.

This important source of resources could be very beneficial for the country if it could be channeled to direct infrastructure investment. According to Alonso *et al* (2009) these countries could increase their per capita GDP between 1% and 3.6% by 2050 if they invested a higher percentage of portfolios in infrastructure. The opportunity cost

resulting from not taking advantage of said resources could be as high as 24% of GDP in Mexico and 108% of GDP in Peru, in discounted present value³

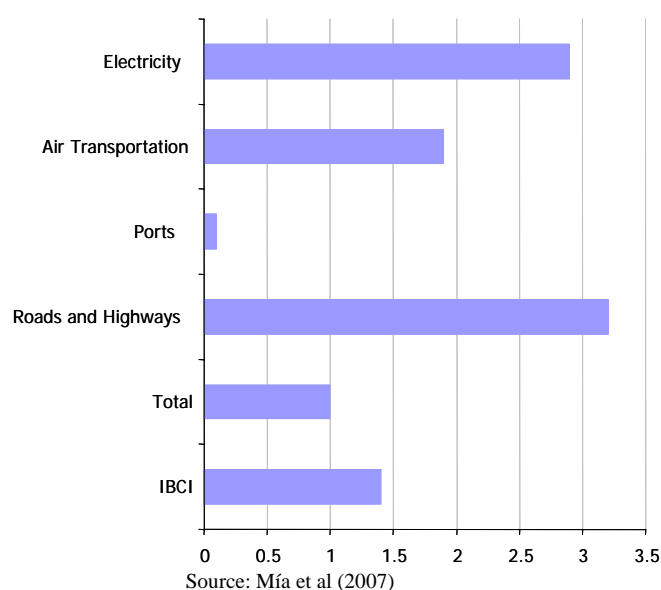
Likewise, important advantages would be derived for pension funds themselves because this type of investment fits very well in pension fund portfolios, given their long term nature and their good relationship between profitability and risk (see Alonso *et al*, 2009).

While Chile has made great progress in this sense along these lines as we shall see, there is still much work to be done in the rest of the countries so that administrators will find the framework absolutely satisfactory, so as to make infrastructure investment convenient.

2.2) The Need for Financing in Chile

Among Latin American Countries, Chile has been the one that has reached the best competitive position, in great part because their allocation to infrastructure has reached an Infrastructure Quality Gap Index (IBICI, Índice de la Brecha de calidad de infraestructuras) of 1.4. Nevertheless, far from relying on data, the country faces new obstacles to achieving a development level similar to that of the most advanced countries of the world. In this sense, we can highlight the fact that specified shortfalls still persist in the sector of electricity and in streets and roads with an infrastructure quality index of 2.9 and 3.2 respectively according to Mia *et al* (2007) (see Chart 2.7)

CHART 2.7 : Quality of Infrastructure in Chile (0=Germany)

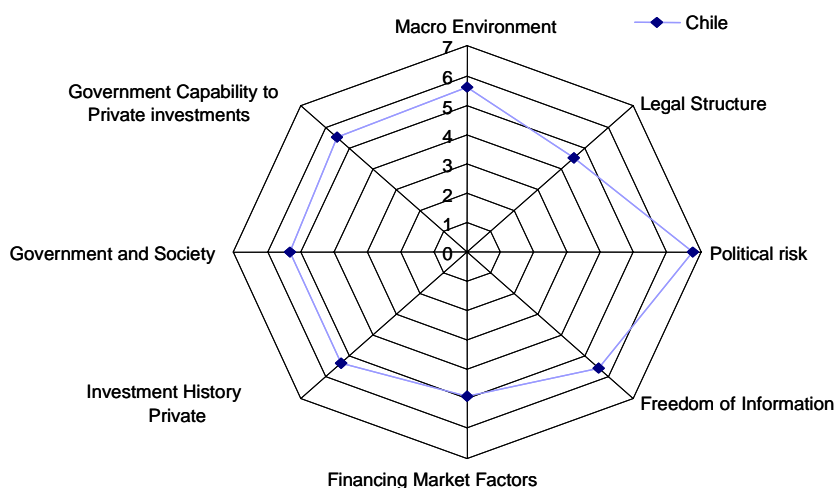


³ The cost of opportunity in Colombia would be 49.1% and in Chile 89%.

To meet this goal, Chile has implemented the best general framework in Latin America for the attraction of private infrastructure investment. According to Mía *et al* (2007) the general score of the Index of Private Infrastructure Investment Attraction (IPIA, Índice de Atracción de Inversión Privada en Infraestructura) is 5.43. He highlights that in all aspects considered, Chile achieves a good grade, especially in the political stability aspect, for which it achieves 6.75.

The greatest weakness of the system is its legal structure, as its resolution of conflicts and claims by shareholders with respect to the management of company administrators are often slow and inefficient (Mía *et al* (2007)).

CHART 2.8 : Investment Attractiveness (IPIA)



Source: Mía 2007

In Table 2.1, the estimates of the needs for infrastructure investment according to the Chilean Chamber of Construction are shown for two periods, one of which was performed in 2006 and the other in 2008. The comparison of both reports shows us that in spite of the advances and investments carried out, the need for infrastructure investment has increased, rather than being reduced. We also see that in the lapse of two years a new sector was incorporated: hospital and penitentiary infrastructure, with requirements of US\$ 840 million.

TABLE 2.1 : Needs for Infrastructure investment in Latin America Estimates from the Chilean Construction Chamber (in million of Chilean Pesos from 2008)

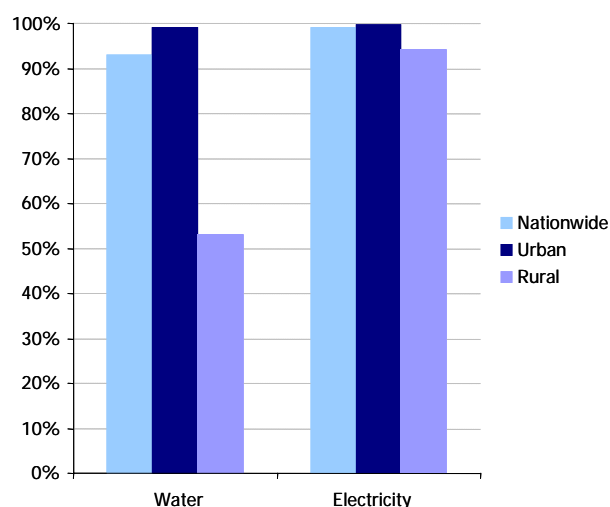
Sector	2006-2010	2008-2012
Urban roads	1.637.585	3.009.598
Electric sector	2.061.591	2.253.140
Port Infrastructure	292.843	551.922
Sanitation and rainwater management	2.378.459	2.921.940
Railways	225.963	189.601
Connections among cities	4.353.691	3.753.719
Airports	214.276	191.549
Hospital and Prison Infrastructure	-	545.429
Total	11.163.759	13.416.899

Source: Chilean Construction Chamber (CChC).

For the period 2008-2012, it is estimated that the financing needs of Chile will reach US\$ 25,817 million (CLP 13,416 billion), highlighting the urban roads sector in comparison to the electricity and health sectors.

In 2006, 88% of the Chilean population lived in urban areas, which facilitated a large percentage of the population having access to basic services. As seen in Chart 2.9, in 2006, more than 90% of the population had access to drinking water and electricity in their homes. Nevertheless, the rural zones still poses challenges.

CHART 2.9 : Homes with Water and Electricity Availability in 2006.



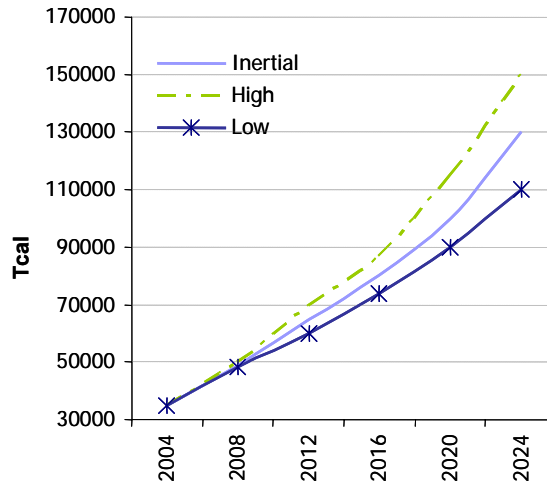
Source: ECLA

In accordance with the Chilean Chamber of Construction, the minimum investment required for the management of rainwater is approximately US\$ 1 billion, which is an amount that is obtained from a comparison between the cost of flood risk and the cost of avoiding it.

Chile is a country with a very small allowance for energy resources, and for that reason its needs are high. The country is currently in the process of diversifying the

energy matrix and encouraging the efficient use of energy. As can be seen in Chart 2.10, in accordance with data from UNPD, Chile could end up needing 150,000 Tcal of electrical energy by 2025.

CHART 2.10 : Projection of Scenarios of Total Electrical Energy Consumption

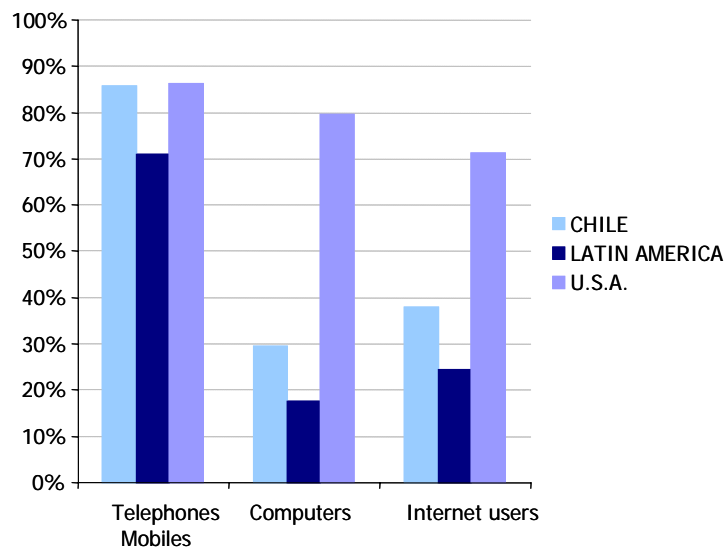


Source: UNPD

The long term policy of the electrical sector is the search for environmentally-friendly generation at a minimal cost.

On the other hand, and in accordance with data from the Digital Country Foundation, Chile has telecommunication coverage that is far greater than the average in Latin America. Nevertheless, if it is compared to the United States, (except in mobile telephony), a significant gap can be observed, especially in terms of access to computers and the Internet (see Chart 2.11).

CHART 2.11 : Telecommunications as a percentage of the total population in 2008



Source: Fundación País Digital (Digital Country Foundation)

The transportation infrastructure, as was already mentioned, has experienced notorious improvements. Currently, thanks to the licensing system, Chile holds several high-level communication networks which connect the country from north to south, from La Serena to Puerto Mont, and is currently expanding further north. There are more than 10 transversal routes in use and another three under construction. These routes connect the country's main cities, production centers and ports.

12 airports have been licensed, of which 10 are operational and 2 are under construction. There are eight urban freeway concessions in the city of Santiago, where for the first time in the world, *free flow* technology is being applied at a metropolitan level, integrating different operators, and in addition to increasing comfort and efficiency, the system registers a very low level of fraud.

The challenge for the future is to expand and consolidate the concessions system to other public areas: second generation concessions, which include colleges, hospitals, prisons, ports, public buildings, infrastructure for public transportation, stadiums, among others. There are currently 10 second generation concessions and there are three under construction, among them are a dam, prisons, the Centro de Justicia de Santiago (Santiago Justice Center) and two hospitals, among many others.

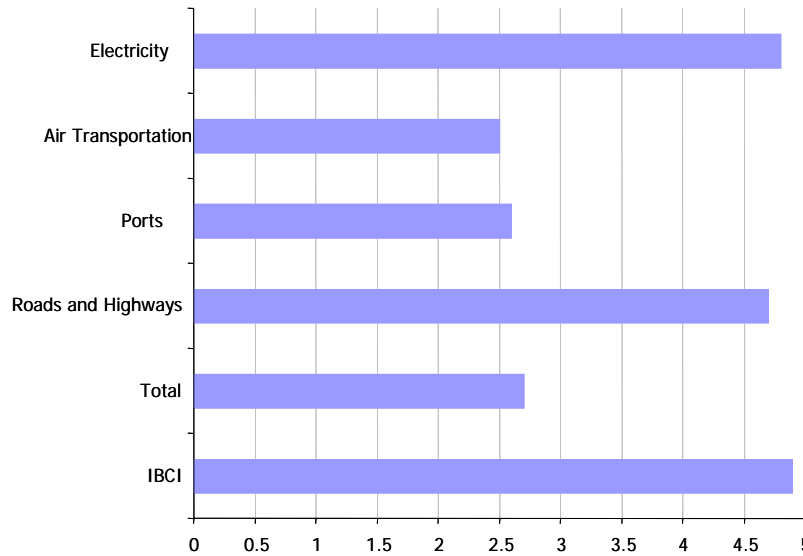
The port sector in Chile holds great importance due to its geography, and currently more than 95% of exports are realized by maritime channels and between 60% and 80% of imports arrive this way. Additionally, in the framework of the diversification of the energy matrix (for example, the importation of liquid natural gas from Trinidad and Tobago), needs are arising for ports with special features.

2.2) The Need for Financing in Colombia

Colombia is one of the Latin American countries with the most need for allowance for infrastructure. According to Mía *et al* (2007), the IBCI index that measures the existing gap with respect to Germany is situated at 4.9 points, which places Colombia among the lowest positions in Latin America.

Most deficiencies can be found in the electrical sector and in the roads system with index values of 4.7 and 4.8, respectively (see Chart 2.12).

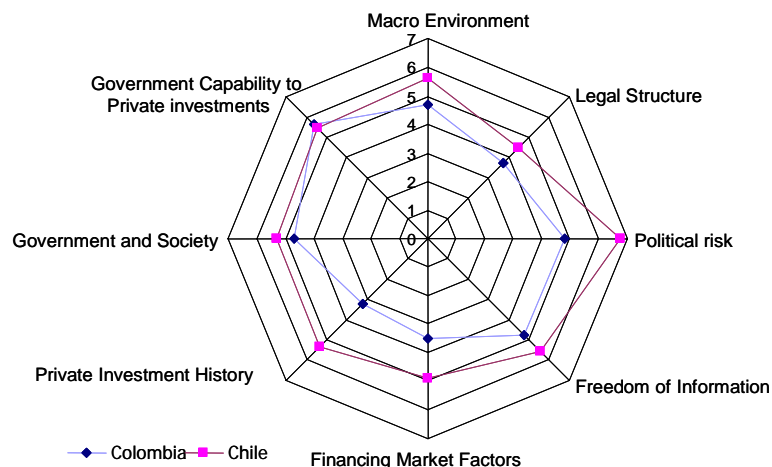
CHART 2.12 : Quality of Infrastructure in Colombia (0=Germany)



Source: Mía 2007

With regard to the factors that determine the index of attraction for private infrastructure investment (IPIA), Colombia reaches a value of 4.33 in global terms, which, although ranking among the best in Latin America, is still far from the case of Chile (see Chart 2.13). Colombia is in a good situation with the right legislation to form PPPs, giving it a grade of 5.63 (even greater than that of Chile). Nevertheless, it has special problems regarding security (despite the large advances of recent years) and with regard to the bad historical experience of the concessions program that is described in detail in chapter 5. Finally, the poor development of the financial market has prevented an effective *Project Finance* program, which is very necessary for the development of infrastructure.

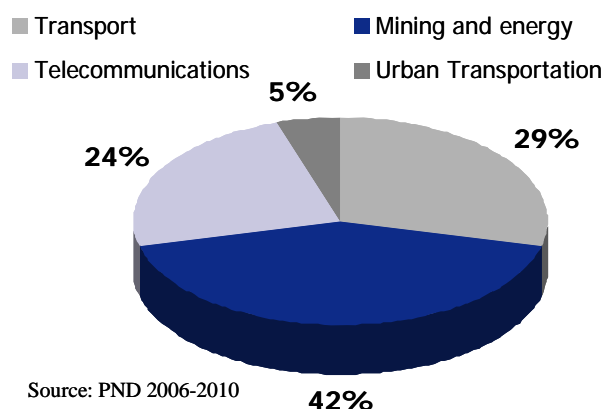
CHART 2.13 : Investment Attractiveness (IPIA) in Colombia



Source: Mía 2007

Facing the need for physical infrastructure, the current government is working on an ambitious project development agenda. This medium-term fixed program is described in the 2006-2010 National Development Plan and in the DNP Document: Vision 2019, in which different objectives are found that look to improve the capacity for infrastructure through the participation of the private sector. Among the Government's objectives is increased investment in new freeways, roadways, track consolidation, improvements to river navigation, as well as improvements to airports and port ranges.

CHART 2.14 : Private Infrastructure Investment by Sector (2006-2010)



According to the PND -- Plan Nacional de Desarrollo (National Development Plan) for 2006-2010, a total infrastructure investment of more than US\$ 30 billion is expected, of which 46% will correspond to investments from the public sector and that will be focused mainly on the sectors of mining, energy and transportation.

In order to analyze private investment potential and space, here is a brief description of the Government's medium-term project agenda for each of the infrastructure sectors.

Mining-Energy Sector

In the energy and mining sector, the most urgent forms of infrastructure are related to exploiting the hydraulic resources of the country for the production of electric energy. Initiatives are as diverse as the construction of mini power stations to hydroelectric power stations in Huila and Santander.

Therefore, the investment possibilities are both significant and varied (see Table 2.3).

TABLE 2.3 : Regional Projects in the Mining and Energy Sector

Department / Region	Production Projects
Huila	Build and commission power generation micro stations and, later, develop relevant hydroelectrical projects covering national demand and connection with neighbor countries.
Santander	In 2020, increase participation at least by 13% of total electric energy generation.
Bogotá - Cundinamarca	Mining and coal.
Bolívar	Strengthen, connect and consolidate the gold-bearing productive chain to place jewelry products in the international market.
Boyaca	Boyacá is first-ranked in 2015 at a worldwide level in the production of emeralds and at the national level with production and exploitation of: coal, metallurgicals, steel minerals, limestone, clay, plaster, pozzolan and phosphoric rock.
Cauca	Creation of mining production chains and small- sized chains for strategic minerals such as gold, clay, coal and sulfur, among others.
Cesar	Mining.
Choco	In 2020, extract gold, silver and platinum in a sustainable way and with ecologic responsibility.
Cordoba	Remove ferronickel.
Huila	Industrialize processes for removal of phosphate, clay and marble in a sustainable manner and apply high technology to reach international standards.
La Guajira	Diversify mining resources from La Guajira to surpass extraction economy by way of business processes to obtain different derivatives from salt, natural gas, coal, barite, plaster and limestone.
	In 2010, place salt industry of La Guajira as top of the country in quantity, quality and price, meeting international standards and in 2020, be top-ranked in Latin America.
North of Santander	To 2015, increase coal production to 8,000,000 t/per year.
Santander	In 2020, gain recognition as a regional center in Northeast Colombia for gold and coal exploitation.

Source: DNP (2007)

With respect to mining, the great wealth of metals and precious stones would allow for new exploration in Bolivar, Choco and Santander. Other premium materials like coal, phosphate, clay and marble could be competitively exploited in Bogota, Boyaca, Huila and Guajira.

Transportation Sector

The dispersion of the rural Colombian population and the difficult orography of the terrain have traditionally made the transport of people and goods difficult all over the territory. That has resulted in high transportation costs that render connection of the interior country difficult and also makes competition difficult with respect to external markets. Despite the important advances in construction and the road improvements in Colombia, it is evident that a supplementary effort is necessary in order to reach a minimum transportation capacity that will guarantee the development of the country.

In that sense, the main goal in the ground transportation sector is that the main network increase 100% by 2019, resulting in an expansion of 20,000 kilometers of roadways.

At the same time, there will be an effort to modernize, integrate and expand coverage of the airports. In terms of the development of the ports, it is expected that the current 150 million tons/year capacity that existed at the beginning of the century will increase to 285 million tons/year. On the other hand, looking to consolidate waterway transportation, the objective is to develop permanent navigation through rivers and channels, surging from 39% to 80% in the terms of intensity of use, in addition to expanding the mobilization of commercial cargo from 5% to 10%.

TABLE 2.4 : Regional Projects in the Transportation Sector

Department	Sector projects
Amazonas	Make Leticia a logistics center for national and international trade.
Antioquia	Hold a logistic and transportation services chain with the highest quality standards and professional ethics to optimize foreign trade operations.
Atlantic	Make the Atlantic an international trade platform with more port trade.
Bolivar	Increase commercial flow by efficient logistic services in port trade.
Boyaca	Create a water transport system, thus enhancing transportation capabilities.
Cauca	Exploit Caucan Pacific maritime resources, boosting Guapi as an alternate port with participation of the private sector.
Magdalena	In 2010, become the first logistic and transportations service center to foreign trade, especially from and to the center-east of the country.
Risaralda	Public transportation sector.
Valle del Cauca	Implement infrastructure and services in logistics required to convert the valley in an efficient platform, competing with import and export worldwide standards at the national and international level, optimizing the strategic location.
	Become a logistic platform with international standards in commercial activities.

Source: DNP (2007)

Finally, it is expected that rail transportation will carry twice the number of tons in 2019 and that the number of active kilometers will go from 2141 to 2501 kilometers. (See Table 2.4)

Telecommunications Sector

In 2019, the telecommunications sector should be one of the main driving forces for economic growth through the development of the information age. In order for the sector to periodically incorporate new trends in technology, conditions must be generated which provide grounds for the globalization of services that promote competency in order to offer the greatest efficiency to users, as well as adequate and universal coverage.

TABLE 2.5 : Regional projects in the Telecommunications Sector

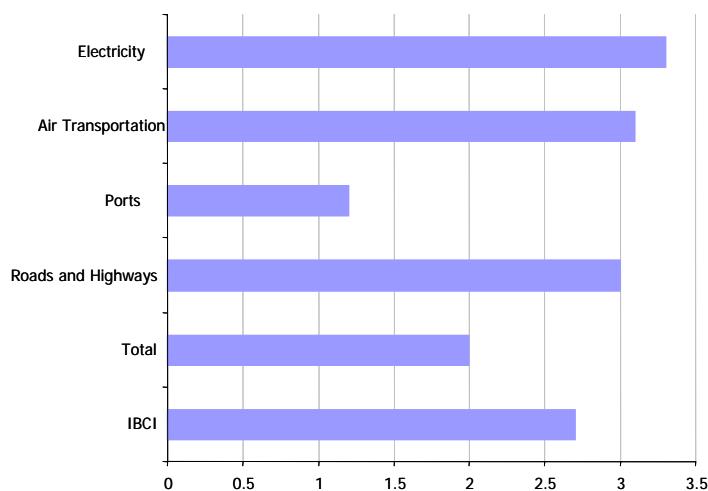
Department / Region	Production Projects
Amazonas	Optimization of telecommunications and Internet services.
Amazonoquia	Increase telephony service in the region. Generate business by e-business or e-commerce. Expand and develop connection programs throughout the State.
Antioquia	Massive telecommunications plan at higher speed, capacity and coverage.
Atlantic	Telecommunications Free Sector.
Bogotá - Cundinamarca	Connected Region.
Bolívar	Incorporate Information and Communication Technologies to the Tourist Cluster from the Caribbean region of Colombia – Cartagena Pilot Plan
Caquetá	Telecommunications, cellular and urban telephony. Commercial logistics
Casanare	Effective telecommunications for Casanare.
Cauca	Formulation of the project to implement phone and Internet centers.
	Connect High Level Formation Centers of the Region by way of High Speed Networks.
	Connectivity project for social development and sustainability in Southwest Colombia.
Choco	Implementation of connection programs in Quibdó and touristic municipalities: Internet connection, local and long distance mobile telephony, by way of the implementation of telecommunication coverage – Telecom and Compartel.
Huila	Web access public service: Enhancing Web massive use by implementation of wireless technology (e.g., Wimax).
Nariño	Expansion and massification of Internet and English language.
Risaralda	Implementation of a network to link touristic services suppliers.
	Regional service platform (telecommunications, information, consulting services, cargo, among others)
	Provide necessary resources (telephone, fax, computer, Internet) to the pertinent authorities to carry out their jobs effectively.
	Strengthen communication in all metropolitan area regions.
Sucre	Provision and expansion of basic telephony service coverage in Coveñas, municipalities and tourist locations of the department.
	Provision of Internet service by way of basic telephony networks already installed and to be installed.
Valle del Cauca	It is essential that Buenaventura holds a permanent communication service in order to guarantee the efficiency in cargo transportation by department as well as to ensure agility and fast data transmission from and to the city.
	Connection of the national communications system with the submarine fiber optic cable, located in the Malaga area and termination of the fiber optic cable ring to lead to Buenaventura.
	Expand social telephony programs with broad band technology, with special relevance to rural areas in the subregions of the Pacific, North, Center and Sur of Valle del Cuenca, to improve connection of the people.

Source: DNP (2007)

2.3) The Need for Financing in Mexico

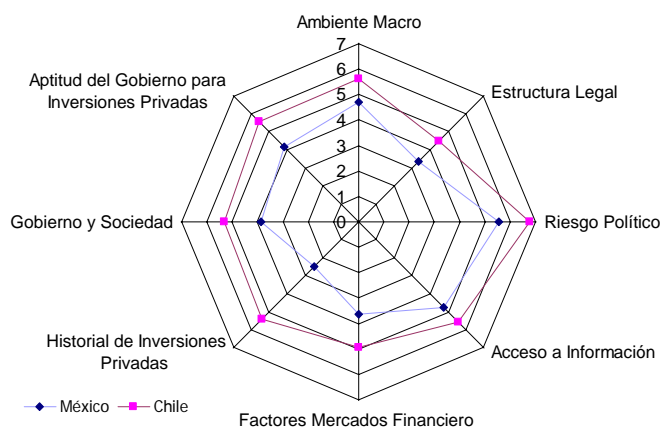
The infrastructure allowance in Mexico is the best after Chile, reaching an IBCI of 2.7. The sectors with the highest need for improvement in allocation are the electricity and air transportation sectors, which register an Index value of 3.3 and 3.1 respectively.

CHART 2.15 : Quality of Infrastructure in Mexico (0=Germany)



Source: Mía 2007

CHART 2.16 : Investment Attractiveness (IPIA) in Mexico



Source: Mía 2007

With regard to the attraction for private investment, Mexico comes in behind Chile, Columbia and Peru, with a global IPIA Index of 4.04. Even though the country has relatively good grades in all factors, it has been penalized due to its history of negative experiences with private investments in the old concession programs, which eventually gave way to their nationalization⁴ (see Chart 2.16).

⁴ See chapter 6 for more information.

The communication and transportation sectors are the focus of 30% of economic infrastructure investment projects. The following are some projects that the current administration is trying to carry out, through the framework of public-private participation and transfers from the public budget:

a) Roads

- Construct and modernize 17,598 kilometers of highways and rural roads, including 12,260 kilometers that correspond to the completion of 100 road projects.
- Raise the percentage of roads in the federal road network to meet international standards from 72% to 90%.

TABLE 2.2 : National Infrastructure Program 2007-2012
Base scenario for investment in roads through financing sources
(Billions of pesos in 2007)

Sector	Public Resources	Private Resources	Total
Main corridors	18	86	104
Outside roads	56	22	78
Supplementary Projects	16	-	16
Rural and tributary roads	20	-	20
Conservation	40	-	40
Road studies, projects and rights	10	29	30
Total	159	128	287

Source: National Infrastructure Program and ERD BBVA Bancomer.

b) Railways

An important arena for investment exists in the area of railways.

- To construct 1,418 kilometers of railroads.
- To complete the first stage of Systems 1, 2 and 3 of the Suburban Train in the Metropolitan Zone of the Mexican Valley.
- To construct 64 overpasses, signal 240 level passes and 256 crossings, develop 3 beltway tracks and construct 4 border crossings with beltways.
- Develop 10 new multi-modal corridors, including the construction of 12 intermodal loading terminals and initiate operation of the Punta Colonet project.

TABLE 2.3 : National Infrastructure Program 2007-2012
Base scenario for investment in railways through financing sources
(Billions of pesos in 2007)

Sector	Public Resources	Private Resources	Total
Construction	23	15	38
Modernization	-	2	2
Conservation	-	3	3
Urban coexistence program	2	1	3
Safety program	2	-	2
Intermodal cargo terminals	-	1	1
Total	27	22	49

Source: National Infrastructure Program and ERD BBVA Bancomer.

c) Ports

- To construct 5 new ports and expand or modernize 22 others.
- Increase the capacity installed for the management of 20 foot containers from 4 to more than 7 million.
- To construct 13 cruise ship docks.

TABLE 2.4 : National Infrastructure Program 2007-2012
Base scenario for investment in ports through financing sources
(Billions of pesos in 2007)

Sector	Public Resources	Private Resources	Total
New ports	4	23	27
Expansions	9	32	41
Conservation	3	-	3
Total	16	55	71

Source: National Infrastructure Program and ERD BBVA Bancomer.

d) Airports

- To construct at least 3 new airports and expand 31 others.
- To increase air transport freight capacity by 50%.

TABLE 2.5 : National Infrastructure Program 2007-2012
Base scenario for investment in airports through financing sources
(Billions of pesos in 2007)

Sector	Public Resources	Private Resources	Total
New airports	15	20	35
Expansions	9	3	12
Conservation	2	-	2
Other (equipment)	6	4	10
Total	32	27	59

Source: National Infrastructure Program and ERD BBVA Bancomer.

e) Telecommunications

- To increase fixed and mobile telephone lines coverage to 24 and 78 lines for each 100 inhabitants, respectively.
- To increase broadband coverage until there are 22 users for every 100 inhabitants.
- To increase internet users to 70 million users.
- To reach 5 million users of radio communication services and 10 million users of paid television.

TABLE 2.6 : National Infrastructure Program 2007-2012
Base scenario for investment in telecommunications through financing
sources
(Billions of pesos in 2007)

Sector	Public Resources	Private Resources	Total
Broad band and fixed telephony	-	118	118
-Mobile Telephony	-	106	106
Restricted television	-	24	24
Radio Communication	-	17	17
Others (public telephony and satellite service)	19	-	19
Total	19	264	283

Source: National Infrastructure Program and ERD BBVA Bancomer.

f) Drinking water and sanitation

- To increase the coverage of drinking water to 92% (97% in urban zones and 76% in rural zones).
- To increase the coverage of sewer services to 88% (96% in urban zones and 63% in rural zones).
- To increase the coverage of waste water treatment services to at least 60% of water collected.

TABLE 2.7: National Infrastructure Program 2007-2012
Base scenario for investment in water and sanitation through financing
sources
(Billions of pesos in 2007)

Sector	Public Resources	Private Resources	Total
Drinking water supply	59	25	84
Sewer services	26	11	37
Sanitation	23	10	33
Total	108	46	154

Source: National Infrastructure Program and ERD BBVA Bancomer.

g) Hydraulic and agricultural infrastructure

- To modernize and/or increase technology of 1.2 million acres of agricultural irrigation land.
- Incorporate an area of 160 thousand new hectares of irrigation and technical season land.

TABLE 2.8 : National Infrastructure Program 2007-2012
Base scenario for investment in the hydro-agricultural sector by financing source
(Billions of pesos in 2007)

Sector	Public Resources	Private Resources	Total
Hydro-agriculture	27	12	39
Recovery and modernization	18	10	28
Expansion of irrigation land	7	2	9
Others	2	-	2
Flood control	9	-	9
Total	36	12	48

Source: National Infrastructure Program and ERD BBVA Bancomer.

h) Energy Sector

The energy sector is dominated by the participation of public companies and the participation of the private sector is limited to only very specific secondary activities that complement the operations of public companies.

1. Petroleum

With regards to petroleum, the Constitution reserves the following activities to the State:

- Exploration, management, refining, transportation, storage, distribution and firsthand sale of petroleum and products that are derived from their refining.
- Exploration, management, and production of natural gas as well as the transport and storage systems that are indispensable for its management.
- Production, transport, storage, distribution and firsthand sale of petroleum derivatives and gas that are considered to be basic petro-chemicals.

With regard to the previous, the PNI (National Infrastructure Program) addresses the following investment projects by the State:

- Reach a production greater than 2.5 million barrels of petroleum per day.
- Maintain the production of 5 billion cubic feet of natural gas per day.
- Raise the petroleum reserve recovery rate to 50%.

TABLE 2.9 : National Infrastructure Program 2007-2012
Base scenario for investment in petroleum by financing source
(Billions of pesos in 2007)

Sector	Public Resources	Private Resources	Total
Exploration and production	822	-	822
Total	822	-	822

Source: National Infrastructure Program and ERD BBVA Bancomer.

On the other hand, modifications to secondary laws since 1995 have permitted a greater participation by the private sector in secondary petro-chemicals and in the transport and distribution of natural gas. In this context, the PNI addresses the following investment projects for the period of 2007-2012

- To construct, with private resources, at least 800 kilometers of pipelines.

TABLE 2.10 : National Infrastructure Program 2007-2012
Base scenario for investment in gas and petro-chemicals by financing source
(Billions of pesos in 2007)

Sector	Public Resources	Private Resources	Total
Refining	305	-	305
Gas and basic petro-chemicals	46	-	46
Secondary petro-chemicals	28	-	28
Total	379	-	379

Source: National Infrastructure Program and ERD BBVA Bancomer.

2. Electric energy

Same as the case of petroleum, the Constitution considers electricity as falling under the sphere of State reserved activities. Nevertheless, since the Electric Energy Public Service Law was reformed in 1992, the supplementary participation of the private sector is allowed in the industry. The modes by which the private sector may participate are the following:

- Generation of electric energy for auto supply, cogeneration or small-scale production;
- Generation of electrical energy performed by independent producers for sale to the Comisión Federal de Electricidad (Federal Electricity Commission).
- Generation of electrical energy for exportation, derived from cogeneration, independent production and small-scale production;
- Importation of electrical energy by individuals, exclusively for personal use purposes; and
- Generation of electrical energy for emergency use arising from interruptions in public electrical energy service.

In the electricity sector, the following infrastructure projects are addressed for the period of 2007-2012:

- Increase the actual generation output by 9 thousand megawatts.
- Make renewable sources represent 25 percent of the actual generation output.
- Place in operation more than 14 thousand kilometers-circuit of lines in different tension levels.
- Increase the national coverage of electrical service to reach 97.5% of the population.

TABLE 2.11: National Infrastructure Program 2007-2012
Base scenario for investment in electrical energy by financing source
(Billions of pesos in 2007)

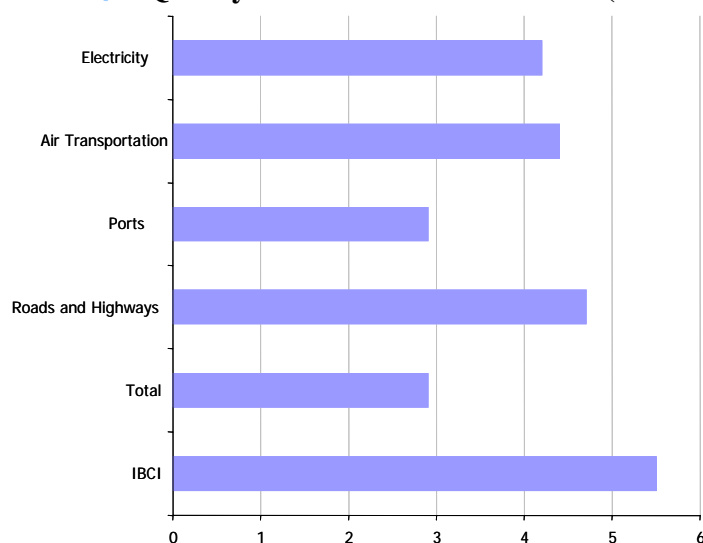
Sector	Public Resources	Private Resources	Total
Generation	161	-	161
Transmission	94	-	94
Distribution	81	-	81
Maintenance	41	-	41
Other sectors	3	-	3
Total	380	-	380

Source: National Infrastructure Program and ERD BBVA Bancomer.

2.4) The Need for Financing in Peru

Peru, along with Colombia, is one of the countries with the largest infrastructure gap in Latin America, with an IBCI of 5.5. The sectors that have the highest need for infrastructure are the electricity, air transportation and port sectors.

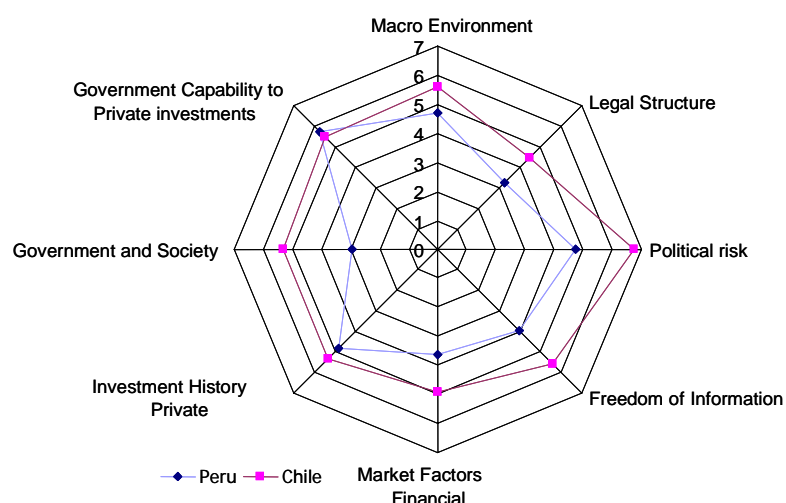
CHART 2.17 : Quality of Infrastructure in Peru (0=Germany)



Source: Mía 2007

With regards to the attractiveness of the country for foreign private investment, the Government's position towards private investment and the experiences observed in the past are well regarded. Specifically, Peru is preparing various investment funds with pension funds for infrastructure investment. Based on the rest of the parameters, Peru is a very attractive country for investment, surpassed only by Colombia, Brazil and Chile (see Chart 2.18).

CHART 2.18 : Investment Attractiveness (IPIA) in Peru



Source: Mía 2007

The Instituto Peruano de Economía (IPE) (Peruvian Economic Institute) estimated in 2008⁵ that the infrastructure gap in Peru amounts to US\$ 37.76 billion.

It is necessary to point out that more than a third of said deficit corresponds to transportation (roads, ports, airports, railways), that is to say, US\$ 13,961 million⁶; the electric sector reaches US\$ 8,236 million, while sanitation amounts to US\$ 6,306 million, telecommunications US\$ 5,446 and natural gas US\$ 3,721 million.

⁵ “El reto de la infraestructura al 2018”, IPE.

⁶ A recent estimate indicates that private investment commitments in transportation infrastructure concessions reached US\$ 4,022.5 million in April of this year, of which 1,488 million have already been executed, and therefore with these levels of investment Peru is on its way to cover the elevated deficit it has in transportation infrastructure.

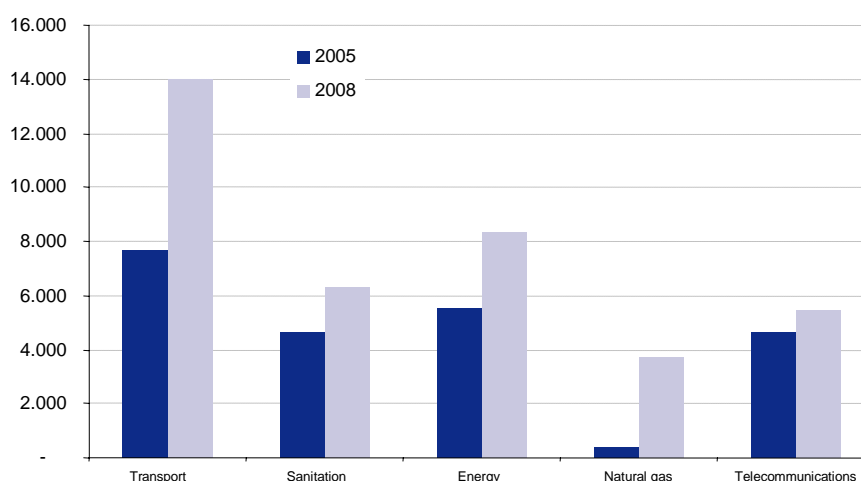
TABLE 2.6 : 2008 investment gap (US\$ millions)

Sector	Gap
Transport	13.961
Airports	571
Ports	3.600
Railways	2.415
Road systems	7.375
Sanitation	6.306
Drinking water	2.667
Sewer services	2.101
Waste water treatment	1.538
Energy	8.326
Generation	5.183
Transmission	1.072
Coverage	2.071
Natural Gas	3.721
Telecommunications	5.446
Fixed telephony	1.344
Mobile Telephony	4.102
Total	37.760

Source: Peruvian Economic Institute (Instituto Peruano de Economía), 2009

This gap has been increasing over the years despite the increase in investment reported during the last decade, due to the growing needs of the country. In 2001, the infrastructure gap calculated by the IPE amounted to US\$ 18,896 million and for the year 2005 it reached US\$ 22,879 and, three years later, the gap reached US\$ 37,760, concentrated mainly in the sectors of transportation and energy. Nevertheless, it is important to mention that the methodology used to calculate the gap has varied in the three studies performed by the IPE. Hence, the last report attempts to compare indicators of the level of infrastructure in Peru in 2008 to those corresponding to Chile at the same time, which is set as the goal to reach by the year 2018. This methodology is used in three sectors, applying indicators of drinking water and sewer service coverage, density of telephone lines and electricity. In the case of transportation, generation and transmission of electricity and gas supply, the methodology varies and is established by considering pending investments along with those needed by the sector, taking into account the commitments or estimates of investments that originate from concession contracts, from pre-investment and from private approved initiatives, as well as national, departmental and local road plans.

CHART 2.19 : Investment gap by sector, 2005-2008 (US\$ millions)



Source: Peruvian Economic Institute (Instituto Peruano de Economía, IPE), 2009

1. Transportation

In 2008, the estimated gap for this sector amounted to US\$ 13,961 and was calculated taking into account the estimated investment commitments from recently chartered projects and those that would be completed in the short and medium term.

The gap in this sector makes reference to four sub-sectors: roads, ports, airports and railways. A significant percentage of this gap corresponds to the lack of construction, maintenance and recovery of roads, which is most important as it is the principal means of transportation for goods as well as people in Peru. In this sense, it is important to mention that from the 2009 budget of the Ministerio de Transportes y Comunicaciones (MTC), (Transportation and Communication Ministry), which amounts to approximately US\$ 1 billion, a large percentage is allocated mainly to projects related to the maintenance and construction of roads and bridges.

Important investments have been made to improve the state of road systems in recent years, with projects that have permitted substantial improvements in the sector. The latest, and most important is the concession granted in June 2009 for the project called Autopista del Sol (highway), that comprises the construction, maintenance and operation of 475 kilometers of a highway in the north of Peru, which will connect the cities of Trujillo, Chiclayo and Sullana. This work will be performed over a period of four years and will begin in approximately January 2011 with an estimated investment of US\$ 365 million.

Although investments have been made, they have not been sufficient to close the significant gap that this sub-sector presents. This is proved by MTC figures, which point out that from the 86,965 kilometers of roads in the country, 80% are consolidated surface roads (69,549 kilometers), and only 16% are asphalt (13,683 kilometers), while

the remaining 4% are back roads (3,734 kilometers). Additionally, a recent study by the Universidad del Pacifico points out that the current poor state of roads in the country is three times the cost of cargo transportation, and this is without taking into consideration that there are many towns where access is impossible due to lack of roads. In recent years, an additional significant deterioration has been produced in paved roads, especially in the national and varied governmental road systems. Due to this, it would be desirable that scheduled investments permit overcoming this situation through rehabilitation, maintenance and improvements to road type.

Ports are also an important means of transportation that are in need of public as well as private investment. Approximately 75% of the country's commercial trade is produced by them, especially the port of Callao, one of the districts of Lima. This is the country's main port and one of the most important in South America, although it presents the greatest need of investment, especially investment providing more efficient cargo transportation.

Since 2005, two important investments have been made for improvement of ports:

1. In 2006, the Muelle Sur concession was executed for the Port Terminal of Callao to the Consorcio Terminal Internacional de Contenedores (International Container Terminal Consortium) of Callao, formed by *International Uniport S.A.* The main purpose of the concession is the construction of the container terminal, designated to be the main import and export point for the port of Callao. The investment commitment for the work is US\$ 218 million, US\$ 256 million for equipment and US\$ 114 million for additional supplementary investment, amounting to a total of US\$ 617 million. To date, large advancements have been made in the execution of the project, in line with the estimated commencement of operations of the new terminal which is set for the second trimester of 2010.
2. In April 2009, Proinversion awarded the concession for the Port Terminal of Paita (second largest in the country), to the Consorcio Terminales Portuarios Euroandinos/TPE (Euro-Andean Consortium of Port Terminals), in the framework of policy for the modernization of ports and economic development that drives the government for the benefit of the population. US\$ 100.8 million will be invested.
3. Additionally, for the second semester of 2009, there is a plan to grant a concession to two river ports on the Peruvian Amazon (Yurimaguas and Pucallpa) and one maritime port (San Martin de Pischo), with an aggregate investment of more than US\$ 200 million for the three ports.

In the case of airports, these are the second largest means of commercial transportation to the exterior world and an important means of personal transportation.

The vast majority of the largest Peruvian airports are managed by CORPAC⁷, the exception being the country's largest airport, Aeropuerto Internacional Jorge Chavez, in Lima (AIJCH). In this sector, the estimated infrastructure gap in 2005 amounted to US\$ 80.1 million for those managed by CORPAC, while that of AIJCH was US\$ 62.9 million.

In an attempt to improve the quality and infrastructure of air transportation, an important process was launched to promote private investment in the sector, with the transfer in concession of the Aeropuerto Internacional Jorge Chavez (AIJCH) to the Consortium *Lima Airports Partners* in 2001. In this project, the investment amount was calculated at more than US\$ 1 billion.

With the intent to increase investments in this sector, in December 2006, a Concession Contract was signed for the first group of airports with the company *Aeropuertos del Peru S.A.*, which included the airports in the cities of Ancash, Cajamarca, Chachapoyas, Iquitos, Pucallpa, Talara, Tarapoto, Trujillo, Tumbes, Piura, Chiclayo and Pisco, with a total investment of US\$ 38.2 million.

A concession for a second group of provincial airports would be executed during the second half of the year, continuing with investments which began in 2006. The airports that will be included in this second set are: Andahuaylas, Arequipa, Ayacucho, Juliaca, Puerto Maldonado and Tacna. The aggregate approximate investment amount is US\$ 157 million, co-financed by the State and over a concession term of 25 years.

Finally, Peru has two railway lines to pay attention to. One is located in the center of the country and joins Lima-Huancayo-Huancavelica. The other is in the south and joins Arequipa with Juliaca, passing through Cusco. This means of cargo and passenger transportation is more efficient than road transportation, with clear advantages in terms of congestion, energy consumption and pollution, although its effects are not as significant as those means previously mentioned.

For the calculation of the investment gap for the railway system it has not been possible to find the specific information relating to the needs of this sector as there are no studies that include these details. Because of that, an evaluation report regarding the situation of the railway system published by the Asociación Latinoamericana de Ferrocarriles (Latin American Railway Association), and the investment plans from the concessionaires themselves that are interested in achieving high quality standards were used as the basis. This way, the investment gap for railways is estimated to be between US\$ 17 to 19.8 million.

Projects currently exist in Congress that support the construction of a railway system that would join Madre de Dios and Puno to the existing network between Arequipa-Puno, which would create an additional track that would join the southern part

⁷ La Corporación Peruana de Aeropuertos y Aviación Comercial (The Peruvian Corporation of Airports and Commercial Aviation)

of the country with Brazil. Likewise, the Government is promoting investment in the construction of a track that would join Piura, Cajamarca, Amazonas, San Martín, Pasco, Huanuco and Ucayali with Brazil. Lastly, construction is planned for the railway system in the middle south (proposed by the MTC) with a length of 1,480 km. The implementation of this project will be linked to the development of various mining projects, with an estimated investment of US\$ 1.2 billion.

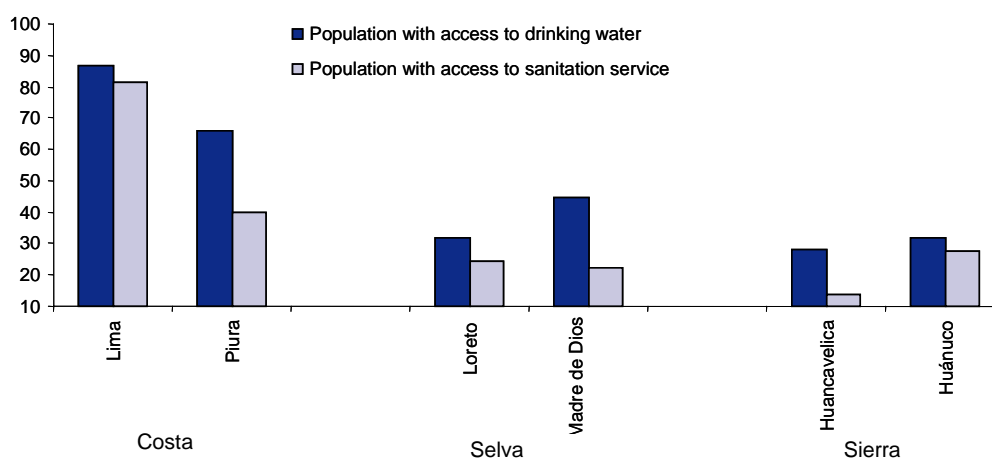
2. Sanitation

In recent years, this sector's situation has been maintained without major changes to the different indicators in coverage, quality, management efficiency and financing, leaving it in a very precarious state.

Differentiated by area, in the urban setting, there are more than 3.5 million people that cannot access drinking water, while in rural zones this number is more than 3 million. However, actual access is much more limited than suggested by the coverage numbers. Hence, in the urban area, almost a fourth of the population has water for less than twelve hours per day, while in rural communities the situation is even more precarious.

If the status of the sector is analyzed by department, it can be noted that coastal cities are best positioned with regard to access and coverage of services. We should cite Lima especially, where the coverage during 2007 was close to 90%, and it is expected to reach 100% in 2011. On the other hand, the rainforest and mountainous cities show a worrisome situation, with indicators that less than 50% of the population that has access to drinking water and sanitation services.

CHART 2.20 : Coverage indicators, 2007
(% of population with access to the service)



Source: Instituto Nacional de Estadística e Informática/INEI (National Institute of Statistics and Informatics), 2007

In relation to the investment gap in sanitation, the coverage goals in the case of the urban sector continue to be at the levels presented by Chilean companies, leaving an investment gap of approximately US\$ 6,306 million. In terms of services offered to the population (water, sanitation and waste water treatment), the largest investment corresponds to drinking water services, which represents approximately 43% of the total (US\$ 2,667 million), while the sanitation portion represents 33% (US\$ 2,101 million) and waste water treatment represents more than 24% of the total gap (US\$ 1,538 million).

With respect to this, we can point out that future investments are forecast with the purpose of closing the gap identified for this sector. Hence, Sedapal plans to increase their investment plan to US\$ 300 million for 2010. In July, they plan to initiate the bidding process for work that will be performed in two projects, of which the investment will amount to US\$ 40 million to expand the water and sewer systems in Lima. As large investments necessary in order to expand the current system, the objective of the company is to create 130 thousand new drinking water and sewer connections in 2010 and 2011 in metropolitan Lima. With these 130 thousand new connections, 100% coverage will be achieved in metropolitan Lima, an objective of the Agua para Todos (Water for Everyone) project that Sedapal is executing.

In total, Sedapal investment during 2009 will allow the installation of 70,000 new water and sewer connections, which, added to the 114 thousand connections installed with the Agua para Todos program, making a total of 180 thousand.

Plus, in February of this year, Proinversion awarded the concession of the Taboada Plant, which will treat approximately 60% of waste water in Lima. This new infrastructure, which will require an investment of approximately US\$ 250 million, will benefit around 4.5 million inhabitants in 27 districts in Lima.

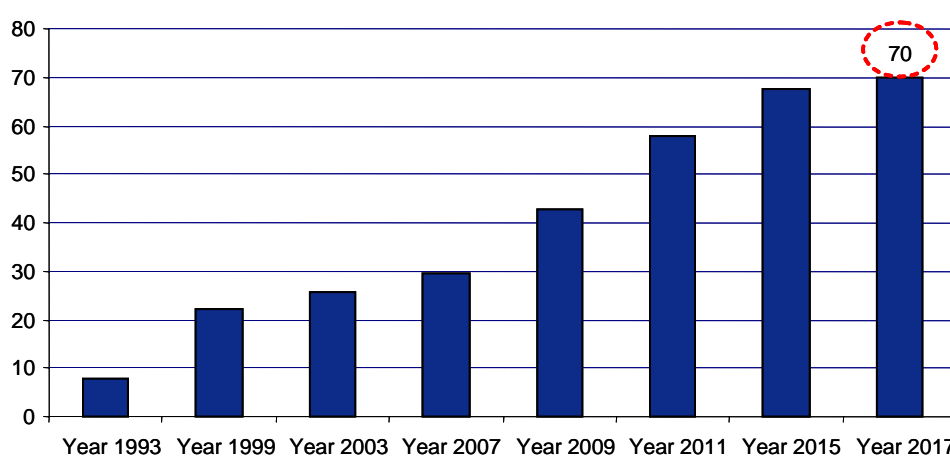
3. Electricity

In recent years, the demand for electricity has increased substantially, requiring greater investments to satisfy the need. As with other countries, Peru could also enter into a crisis caused by an excess in demand that could surpass the potential supply of electricity. It is estimated that between 1999 and 2020, the electrical systems of many economies could enter into a phase of stress due to this imbalance, with Peru being one of the countries that could have major problems. In 2008, the demand for electricity increased by 10% and, according to estimates, this could continue to grow at a considerable rate in 2009 in spite of the effects of the international economic crisis.

The estimated deficit of infrastructure in the electricity sector includes three components: generation, transport and expansion of the coverage of access to service (distribution).

We can see that the main shortfalls in this sector are reported from outside Lima. This is reflected in the low level of rural electrification in Peru, which in 2008 was placed at less than 40%. It is hoped, with the investments that are made in the sector, that in 2011 the coefficient will rise enough to place Peru in the top third of countries in South American, with the execution of 757 different installations. The programs aimed at achieving greater access to electricity have invested more than US\$ 200 million and for 2010 and an investment of US\$ 550 million is planned to handle 9,677 locations where 2.23 million people reside. In the same way, it is hoped that in 2011 the electricity coefficient of Peru as a whole will rise from 78% to 92%.

CHART 2.21 : Rural electricity coefficient (%)



Source: Dirección General de Electrificación (General Directorate of Electrification), 2008

Continuing with the important investments made in past years (US\$ 2,365 million in the last four years), the Ministerio de Energía y Minas (Energy and Mining Ministry) estimates that investments in electricity projects will add up to US\$ 898.3 million in 2009, US\$ 448.6 million of which will be concentrated in private generation projects.

TABLE 2.12 : Energy sector investments, 2009 (US\$ million)

Electricity	Type of company	Investments
Generation	Public companies	83
	Private companies	448.6
Transmission	Public companies	-
	Private companies	89.6
Distribution	Public companies	135.1
	Private companies	141.9
Total		898.3

Source: Ministerio de Energía y Minas (Energy and Mining Ministry), 2009

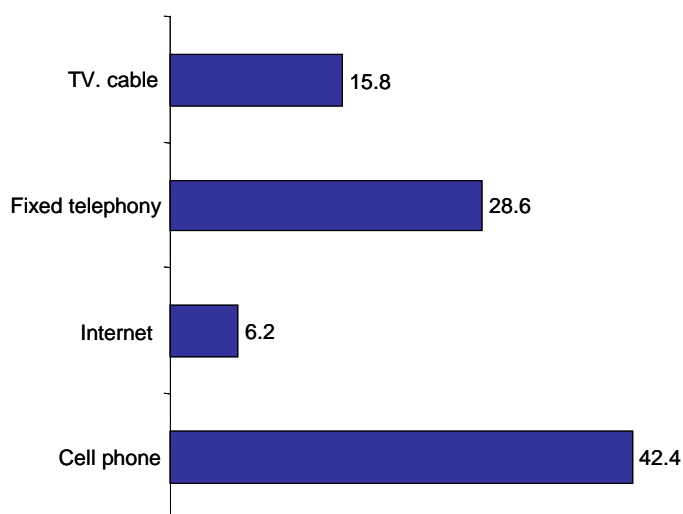
4. Telecommunications

The behavior of this sector at national as well as international level, has been substantially modified in recent years, due to large technological advances and new tools of communication.

For the calculation of the gap in fixed telephone lines, we compared it to the density of fixed lines in Chile, which is equal to 20.8 lines every 100 inhabitants. With regard to mobile telephones, Chile does not have information regarding mobile density at the regional level. Therefore, a simulation was performed eliciting that a national density of 100 mobile lines per 100 inhabitants would be reached, a number projected in relation to the growth rate expected from GDP.

Having established penetration goals for both services analyzed, the investment gap for telecommunications, taking into account only the aspects of expanding fixed and mobile networks, will reach US\$ 5,446 million.

CHART 2.22 : Telecommunication coverage indicators, 2007
(% of the population)



Source: Instituto Nacional de Estadística e Informática/INEI (National Institute of Statistics and Informatics), 2007

To reduce the infrastructure gap in this sector, (which increased by 18% between 2005 and 2008), the MTC indicates that the positive investment growth path will continue for this sector due to increased national and foreign private investment, and a main goal that in 2011 the entire country will have some system of communication. With an investment of more than US\$ 8 billion, between national and foreign capital, the category of telecommunications has achieved notable growth, generating thousands of jobs in Peru.

Additionally, it is important to mention that this sector includes a large percentage of the direct foreign investment stock received in recent years, especially by

investments by the Spanish firm Telefónica arising from its participation in the process of privatization from the government during the 90's and past expansion investments, as well as investments from cellular phone operators during this decade. The development in this sector has been streamlined by the development of an aggressive concession program targeted at expanding telephone coverage in rural zones and promoting the entry of a fourth mobile telephone operator.

3) INFRASTRUCTURE INVESTMENT OF PENSION FUNDS IN AN INTERNATIONAL CONTEXT

3.1) Introduction

Infrastructure investments by the private sector have reached a high growth rate in recent decades. Multiple Public-Private Partnerships (PPPs) models have emerged as the key tool to this development.

Meanwhile, the fact that infrastructure investment projects are of a long term nature, and that there remains a good relationship between profitability/risk observed in many of them, has attracted the attention of pension fund administrators in many countries who have been increasing the weight of this type of investment in their portfolios.

However, not all the results have been successful. This type of project is highly complex and requires specialized multidisciplinary teams to study each project after individually, which has made accurate evaluation difficult in some cases. At the same time, there can be numerous limitations in some countries that make pension fund participation difficult. Among other notable problems, there exists the lack of coverage in the face of specific and diverse risks for each project, bureaucratic and regulatory issues .

Conversely, in other countries, institutional changes have been made to favor infrastructure private financing, modifying regulation, offering diverse types of warranties and making the processes of awarding of bids more transparent and effective.

In this chapter we will describe the model of private investment in countries outside of Latin America where a greater participation from the private sector has developed in recent years. Specifically, we will review the cases of Australia, the United Kingdom, Canada, the USA and Continental Europe.

3.2) The participation of pension funds in the financing of infrastructure in Australia

3.2.1) Public-private participation and infrastructure.

The case of Australia is considered one of the most successful in the world with regards to participation of the private sector in the design, construction and improvement of infrastructure. This is due to the number of projects managed, the

volume of capital invested and the numerous follow-up public studies employed to improve the system.

Since the early 80's, Australia has pushed public/private participation (PPP) in the construction and operation of infrastructure, especially in the State of Victoria. Between 1980 and 2005, under diverse forms of PPPs that have been evolving over time, the number of managed projects was 127, which reached a value of US\$ 47,433 million (AU\$ 35,669 million) (English, 2006).

The current definition of a PPP in Australia is that of a long term contract between the public sector and the private sector, where the Government pays a promoter to provide a service based on an infrastructure project in their name. These projects can be of the social type (schools, hospitals, jails), or economic type (roads, ports, airports, etc). (Australian Government, 2008). Some characteristics of PPPs are (see Table 3.1):

- The provision of service implies the design, construction, financing, maintenance and rendering of service by the private sector.
- The Government may contribute assets (land, other existing infrastructure, etc.), share risks and provide other support mechanisms.
- The private sector receives payments from the Government or from the users of the infrastructure once operating.
- The Government only begins to pay when the infrastructure is finished and operating.
- The most common method of concession is BOOT and DBFO for the economic type of infrastructure, and DBFM for the social type.

TABLE 3.1 : Differences between the traditional infrastructure system versus PPPs in Australia

Traditional System	PPPs
Type of concession: D&C (design and construct) and DCM (design, construct and maintenance)	Type of Concession: Economic Infrastructures: BOOT (build, own, operate, transfer) and DBFO (design, build, finance, operate). Social Infrastructures: DBFM (design, build, finance and maintenance)
The Government purchases the assets from the infrastructure	The Government purchases the services from the infrastructure
Short-term contracts (2-3 years) with the private sector for design and construction.	Long-term contracts with the private sector for design, construction, financing and maintenance.
Specifications for the project based on INPUT	Specifications for the project based on OUTPUT
The Government assumes the risk from the life cycle of the infrastructure	The private sector assumes all risk from the life cycle of the infrastructure
The Government manages the infrastructure	It may or may not manage the infrastructure
The Government must finance the project from its commencement.	The Government must start paying only when service begins to be rendered.
The projects do not comply with established quality standards	The established quality standards must be complied with, as agreed payment depends on it
Source: Australian Government (2008)	

a) Phases of concession for a PPP in Australia

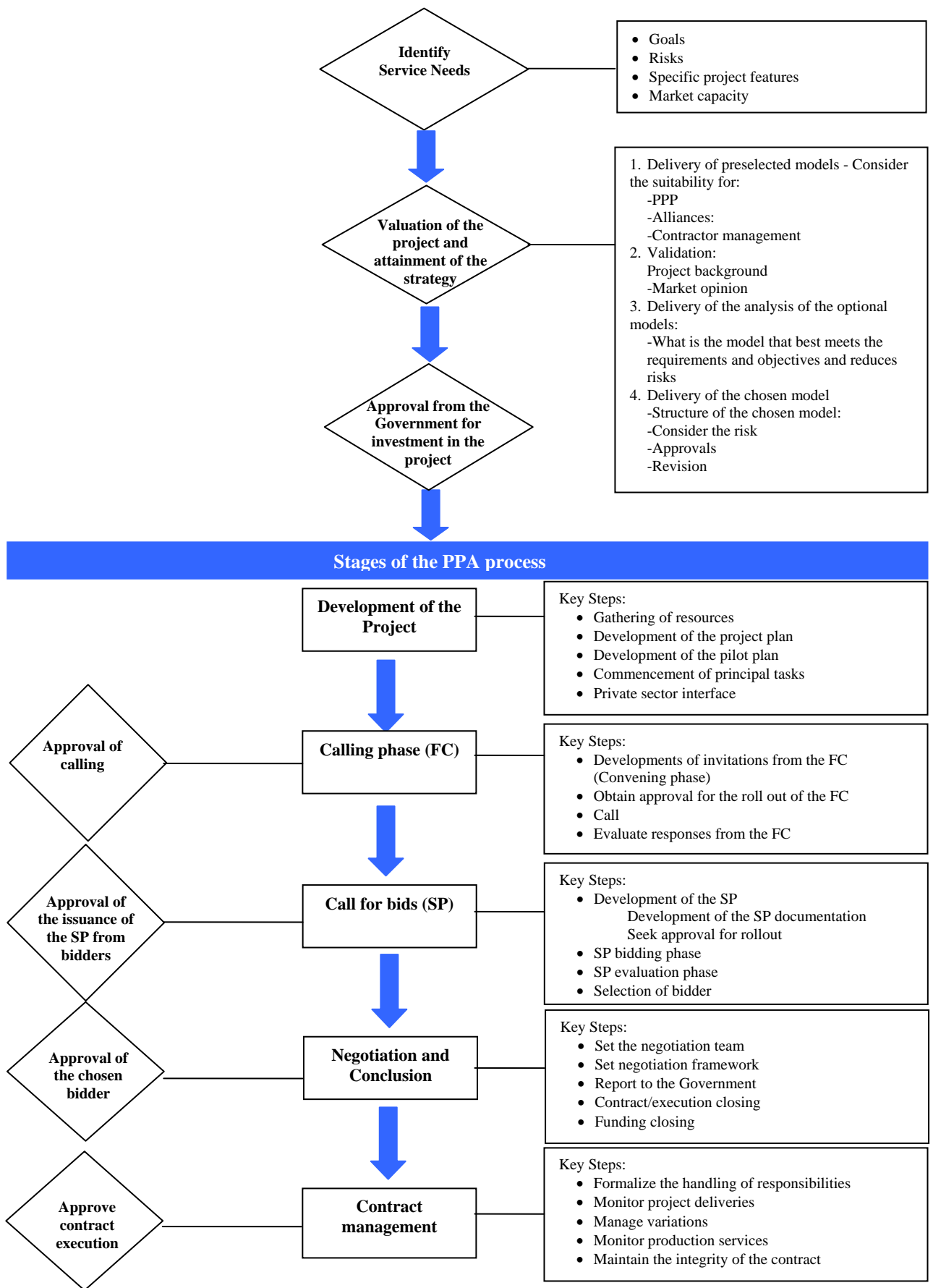
One of the keys to the high level of success that PPPs have had is that good projects have been chosen for them. This implies that this model was only used when it was more advantageous for all parties, that is to say, it provided the best outcome in the cost/benefit analysis (*value for money*). A standard and rigorous mode of evaluation called *Public Sector Comparator* (PSC) is responsible for establishing these criteria.

The following are the functions of the PSC:

- Compare the project under public provision to that under private provision.
- Analyze the discounted *cash flow* of the project.
- Estimating costs.
- Estimate risk and the decision of how many and which should be assumed by the public and private sectors.
- Proposals to measures the control of risks.

The phases of a PPP project can be seen in Chart 3.1.

CHART 3.1 : Phases of a Typical Project Selected and Executed as a PPA



Source: National Public Private Partnership Guidelines December 2008

b) Securing risks

Another factor for the success of a PPP project is risk management. On the one hand, the part assumed by the private sector must be limited to the degree that makes investment commercially attractive. On the other hand, the public sector must transfer a part of the risk to the private sector so the PPP formula will look interesting to them. This difficult balance is optimized when the distribution of each type of risk is assumed by whoever is most capable of dealing with it between the public and private sectors. For example, the following distribution could be established:

TABLE 3.2 : Risk Assignment Proposal

Category	Risk	Possible assignment
Legislative	Change in law	Government
	Change in regulation	Government
Design, Construction.	Design and Construction	Private
Sponsor	Social Impact	Government
	Property	Government
	Policy	Government
	Legality	Government
	Process	Government
Property Asset	Property	Government
	Defect of supplier	Private
	Intellectual Property	Case by Case
	Residual Value	Private
Market	Technological Obsolescence	Private
	Demand	Private
Operational	Market	Private
	Design	Private
	Maintenance	Private
	Operational	Private
	Change of organization	Private
	Performance	Private
	Public risk	Private
	Security	Private
Update	Private	
Site	Environment	Private
	Title	Government
	Project	Case by Case
Financing	Finance	Case by Case
	Investment	Private
Natural Disaster	Natural Disaster	Shared
Industrial Relations	Industrial Relations	Private
Taxes	Status Changes	Private

Source: Department of Treasury Finance (2002)

However, given the differences in each infrastructure project, in Australia there is not one standard with regards to the formula and quantity for distributing risks between the public and private sectors. The PSC determines the quantity and the way in which to address the analysis, the results of which are the object of negotiation with the private sector. To sum up, we could classify PPPs in two large groups that face different risks (*English, 2006*):

- Social type infrastructures (schools, hospitals, etc.): In this group, the Government assumes demand risks, guarantees a minimum level of revenue and pays directly for the provision of services.
- Economic type infrastructures (roads, ports, airports, etc.): In this case, the private sector bears the demand risk and revenue comes directly from users through payment of a fee agreed upon in the contract. Theoretically, the design of the project should assure its own financial viability. Nonetheless, if that does not occur, the Government may revise the conditions of the contract in order to ensure a minimum profitability on the investment.

c) Results of PPPs in Australia

- The results of PPPs in Australia have been very good in most cases. In some recent evaluations in which the results of traditional projects (of public provision) were compared to those of PPPs, it is shown that:
- PPPs costs that were 30.8% less than the traditional model for the entire project. At the same time, it is estimated that, in the operation of new infrastructure that may be executed in the next decade, the PPP would save contributors US\$ 7,682 million (AU\$ 6 billion).
- PPP projects are executed 3.4% sooner than foreseen while traditional projects have a delay of 23.5%. The monetary repercussions of this improvement have not been valued.
- PPP projects represent a 9 % savings in comparison to the *Public Sector Comparator (PSC)* model (Fitzgerald, 2004).

3.2.2) Instruments of Infrastructure Investment in Australia

In Australia, private infrastructure investment has continued on a pattern similar to the development of investment in the real estate market. Initially, investors preferred to invest their capital directly in infrastructure projects (direct investment). However, with the passage of time, the need arose to carry out a process of financial innovation that would permit the inclusion of pension funds based on their specific needs (larger volumes of investment, liquidity, terms and leverage), of which the availability of capital was increasing. In this way, during the first decade of 2000 instruments for investing were created that were more flexible and provided better access to the market.

In 2005, two means of investment were facilitated in this sector: companies and funds that could be listed on the stock market (*listed companies and funds*) and funds that were not quoted (*unlisted funds*).

The assignment of investments between listed and unlisted assets depends on the objective and the preferences of the private investor.

a) Investment in Listed Funds and Companies

Infrastructure investments through companies and funds listed on the Australian stock Exchange have increased in recent years. This has become more evident because of the significant infusion of capital that pension funds have injected into this sector. In contrast to the US\$ 7 million (AU\$ 5 million)⁸ in 1997, this market reached US\$ 35,972 million (AU\$ 27 billion)⁹ in 2006. Thereafter, in just one year, the capitalization of these investments increased in listed companies and funds to US\$ 64.24 billion (AU\$ 55 billion¹⁰).

The main forces of these instruments arise from being: 1) highly liquid and transparent due to their listing in secondary markets; 2) allowing a high diversification between different types of infrastructure, making it easy to achieve a presence between different regions and sub sectors; and 3) the minimum required investment is lower¹¹, making it more accessible to minority investors. The principle investors of these funds are companies like *Macquarie*, *AMP*, *Babcock & Brown*, *Colonial First State* and *James Fielding*. In Table 3.3 we review the characteristics of these funds and companies.

TABLE 3.3 : Listed Companies and Funds

Features	Listed
Minimum Investment	Low
Cash flow	High
Volatility	High
Leverage	Low
Transparency	High
Effective management of assets	Low

In 2006, there were 32 entities accounted for in Australia with investment in assets listed in 8 different sectors (16 are funds and 16 are infrastructure companies). They are divided into toll roads (5 entities), transportation and distribution (9 entities), integrated public service companies (3 entities), airports (2 entities), communication (1 entity), diversified public service companies (1 entity) and energy (11 entities). In 2007, more than 1,800 listed companies were reviewed in order to determine if they belonged

⁸ Exchange rate 1.3594 AU\$ / US\$ 1997

⁹ Exchange rate 1.3323 AU\$ / US\$ 2006

¹⁰ Exchange rate 1.168 AU\$ / US\$ 2007

¹¹ The cost depends on the type of project (there is no minimum established).

to the infrastructure sector or not. In order to identify listed funds and companies, the ASX or UBS (created in 2005) index was used¹² and the characteristics that were taken into account were: year listed, type of infrastructure, total assets, number of assets in infrastructure and activities.

In order to boost participation of pension funds, the Australian market launched a product called *infrastructure securities funds*, which offers the opportunity to access a wide range of global equity stocks and other types of financial instruments (bonds, stocks, securities, and notes) related to infrastructure. These funds allow for a greater diversification of positions toward infrastructure bonds in countries that are still in an early phase of privatizing their infrastructure.

In general, this role is highly important to minority investors due to the fact that the management of funds allows a greater diversification and there are various investment portfolios from which to choose.

In Australia, investments made in infrastructure through listed funds and companies have been made for decades. The sectors involved are varied and include construction, energy, integrated and diversified public service sector companies, communications, electricity generation, transmission and distribution companies, etc. For example: the company Australian Gas Light has a total of US\$ 4.29 billion in assets (AU\$ 3,268 million) in the public sector of gas, transmission and distribution of electricity. Notwithstanding, together with two other companies; Origin Energy Limited with US\$ 10,521 million (AU\$ 8,015 million) and Alinta Limited with US\$ 4,539 million (AU\$ 3,458 million) in assets, constitute integrated public sector companies in the arena of exploration and energy development assets totaling US\$ 19,297 million (AU\$ 14.7 billion). The sectors that stand out in this type of investment are construction and toll roads and transmission and distribution, with assets totaling US\$ 28,364 million (AU\$ 21.6 billion) and US\$ 29.93 billion (AU\$ 22.8 billion), respectively. The following table presents the investments made in infrastructure through listed funds and companies by companies in distinct sectors.

¹² For more index information see www.ubs.com.

TABLE 3.4 : Infrastructure investment (listed) August, 2006

Infrastructure	Year Listed	Type	Total Assets (million) ¹	No. Of Assets	Activities
Toll Roads (5 entities - US\$ 28,364 million / AU\$ 21.6 billion)					
Macquarie Group	1996	Fund	US\$ 16,283 / AU\$ 12,404	12	Roads (Toll)
Transurban Group	1996	Company	US\$ 8,946 / AU\$ 6,815	3	Roads (Toll)
Connecteast Group	2004	Company	US\$ 1,452 / AU\$ 1,106	1	Roads (Toll)
Sydney Roads G.	2006	Fund	US\$ 1,069 / AU\$ 814	3	Roads (Toll)
Transurban Cars T.	2003	Company	US\$ 574 / AU\$ 437	1	Roads (Toll)
Transmission and Distribution (9 entities - US\$ 29.93 billion / AU\$ 22.8 billion)					
SP AU\$ Net	2005	Fund	US\$ 9,119/ AU\$ 6,947	3	Gas D, ET and D ²
Diversified Energy & Utility Trust	2004	Fund	US\$ 7,524 / AU\$ 5,732	4	Gas T and D, ED
Envestía Limited	1997	Company	US\$ 3,309 / AU\$ 2,521	5	Gas T and D
Spark Infrastructure	2005	Fund	US\$ 3,144 / AU\$ 2,395	3	ED
Alinta Infrastructure	2005	Fund	US\$ 3,019/ AU\$ 2,300	9	Gas T, PS
Gas Net Australia Corp.	2001	Fund	US\$ 1,267/ AU\$ 965	10	Gas T
Hasting Diversified Utilities Fund	2004	Fund	US\$ 1,059 / AU\$ 807	4	W, Gas T
Challenger Infrastructure Group	2005	Fund	US\$ 874 / AU\$ 666	4	Gas T and D, Diffusion
Australian Pipeline Trust	2000	Company	US\$ 595/ AU\$ 453	6	Gas T
Integrated Public Sector Companies (3 entities - US\$ 19,297 million / AU\$ 14.7 billion)					
Origin Energy Limited	1961	Company	US\$ 10,521 / AU\$ 8,015	10	Exp and Development
Alinta Limited	2000	Company	US\$ 4,539 / AU\$ 3,458	NA	Gas D, ER
Australian Gas Light Co.	1871	Company	US\$ 4,290 / AU\$ 3,268	2	Gas T and D, ED, ER
Airports (2 entities - US\$ 13,652 million / AU\$ 10.4 billion)					
Macquarie Airports	2002	Fund	US\$ 12,534 / AU\$ 9,548	6	Airport
Australian Inf. Fund	1997	Fund	US\$ 1,112 / AU\$ 847	10	Air, Port, CP
Communications (1 entity - US\$ 6,038 million / AU\$ 4,600 million)					
Macquarie Communications Inf.G.	2002	Fund	US\$ 6,003 / AU\$ 4,573	2	Broadcasting
Diversified Public Sector Companies (1 entity - US\$ 3,938 million / AU\$ 3 billion)					
Babcock and Brown Inf.	2002	Fund	US\$ 3,938/ AU\$ 3,015	6	Gas & Electr. T and D, Train, EG, Coal term.
Generation Companies (11 entities - US\$ 3,413 million /AU\$ 2.6 billion)					
Babcock & Brown Wind	2005	Fund	US\$ 1,451 / AU\$ 1,105	14	PG (wind farms)
Energy Develop. Lim.	1993	Company	US\$ 882 / AU\$ 672	62	PG
Viridis Clean Energy G.	2005	Fund	US\$ 683 / AU\$ 520	6	CE (wind, gas, hydro)
Energy World Corp.	1988	Company	US\$ 138 / AU\$ 105	9	Gen. Power and gas
Geo dynamics Limited	2002	Company	US\$ 97 / AU\$ 74	2	Geothermal Energy
Australian Renewable Fuels Limited	2005	Company	US\$ 81 / AU\$ 62	2	Gen. Biodiesel fuel
Babcock & Brown Environmental Invest. Lim.	1998	Fund	US\$ 62 / AU\$ 47	3	Renewable Energy
Australian Biodiesel G.	2005	Company	US\$ 32 / AU\$ 24	2	Gen. Biodiesel fuel
Pacific Energy Limited	1987	Company	US\$ 17 / AU\$ 13	4	Mining projects (operation and development)
Green Pacific Energy Lim.	1971	Company	US\$ 16 / AU\$ 12	5	Green Waste
Enviromission Limited	2001	Company	US\$ 11 / AU\$ 8	1	Solar Tower
1 Exchange rate: 1.3127 AU\$ / US\$ August 2006					
2 D-Distribution, ET-Transmission of Electricity, T-Transmission, ED-Distribution of Electricity, W-Water, PS-Generation Plant					
Source: Peng and Graeme Newell 2007					

However, the largest investors prefer to have direct participation in projects or further invest in non listed assets.

b) Unlisted Funds

The value of unlisted fund assets is established through diverse indirect valuation methods that fluctuate less than stocks listed on the securities exchanges. The principle agents, which acquire greater presence in infrastructure through these unlisted funds are large institutional investors and *Superannuation funds*. The administrators of the largest funds are *AMP Capital*, *ANZ Infrastructure Service*, *Industry Funds Management* and *James Fielding*¹³ In Table 3.5 the characteristics of these funds are presented.

TABLE 3.5 : Unlisted Funds

Features	Unlisted
Minimum Investment	High
Cash flow	Low
Volatility	Low
Leverage	High
Transparency	Low
Effective management of assets	High

Unlisted investment funds have experienced significant growth in recent years. At the end of 2005, 19 entities were accounted for in the sector, with capital of US\$ 5,995 million (AU\$ 4.5 billion¹⁴) invested in 144 stocks of economic (airports, toll roads, trains, energy, etc.) and social (health, correctional, parking and universities, etc.) infrastructure.

¹³ Mercer 2005.

¹⁴ Exchange rate 1.3323 AU\$ / US\$ 2006.

TABLE 3.6 : Investment in Unlisted Infrastructure as of December 2005

Infrastructure Funds Unlisted	Administrator	Year Established	Total Assets (million) ¹	No. Of Assets	Activities
Australia Inf. Fund	Industry Funds Management	1995	US\$ 2,527 / AU\$ 1,893	15	Social Infrastructure
Utilities Trust of Aus.	Hastings	1994	US\$ 996 / AU\$ 746	16	Air, Ports, Roads, Train
Infrastructure Equity F.	AMP Capital	1995	US\$ 539 / AU\$ 404	9	Airport, Roads, ET and D, Gas D, W, Schools, Health
International Inf.	Industry Funds Management	2004	US\$ 454 / AU\$ 340	2	Social Infrastructure
Global Inf. Fund II	Macquarie	2000	US\$ 267 / AU\$ 200	5	Retrieval, ports, W, GD, Diffusion, Airports
Social Infrastructure	Ind. Funds Manag.	2003	US\$ 199 / AU\$ 149	3	Inf. Social (PPS)
The Inf. Fund	Hastings	2000	US\$ 191 / AU\$ 143	7	Air, Trans. energy, roads and recycling
Aus. Social Inf.Fund	Ceramic	2001	US\$ 136 / AU\$ 102	57	Childcare
Energy Inf.Trust	ANZ Inf.	2003	US\$ 127 / AU\$ 95	5	Gas, PS, Biodiesel Plant, Coal, Gas
The Inf. Fund of India	AMP Capital	2004	US\$ 93 / AU\$ 70	2	All
CBI Fund	Ceramic	2001	US\$ 83 / AU\$ 62	11	Police Stat., Court
Strategic Inf. Trust of Europe	AMP Capital	2005	US\$ 77 / AU\$ 58	1	GD, UK secondary PFI
Aus. Sustainable Investment Fund	James Fielding	2004	US\$ 69 / AU\$ 52	1	Forests, Mining, Renewable Energy
India Inf. Fund	AMP Capital	1999	US\$ 67 / AU\$ 50	4	All
Diversified Inf. Fund	Perpetual	2004	US\$ 48 / AU\$ 36	2	Airport, Train, Tunnel
Inf. Yield Fund	James Fielding	2004	US\$ 43 / AU\$ 32	2	Airport, Parking
Wholesale Inf. Inc. F.	Colonial First St	2003	US\$ 27 / AU\$ 20	2	All routes toward PPP
Diversified Inf. Fund	ANZ Inf.	2005	0	0	All
Inf. Growth Fund	James Fielding	2005	0	0	Eco. Social and Sustainable
Total			US\$ 5,941 / AU\$ 4,451	144	
* Exchange rate: 1.3348 AU\$ / US\$ December 2005					
2 D-Distribution, ET-Transmission of Electricity, T-Transmission, ED-Distribution of Electricity, W-Water, PS-Gen. Plant					
Source: Peng and Graeme Newell 2007					

To identify the funds that belong this sector, they were classified by type of administrator, the year established, the number of shares and the percentage of those shares that belonged to the infrastructure sector. In order to value the benefits from the development and diversification of this type of investment, the average-weighted index is calculated, constructed using five large unlisted investment funds¹⁵. These funds are *Hastings Utilities Trust of Australia* (December 1994), *the AMP Diversified Infrastructure Equity Fund* (September 1995), *the CFS Infrastructure Income Fund* (October 2003), *the Perpetual Diversified Infrastructure Fund* (January 2005) and *Hasting's the Infrastructure Fund* (October 2000). In the previous table all investments made by these and other funds were reviewed.

¹⁵ The series are found in Mercer 2005 with the same period used for the indexes used in listed investment.

On the other hand, another product exists in the Australian market: *unlisted wholesale funds*. In general, these are balanced funds that also include assets from other sectors beyond infrastructures. These especially attract the interest of pension funds and other institutional investors, due to the fact that they are especially well diversified long term investments and do not require a great capital contribution. In this type of investment, investors can divide their cost of participation on each project from a standpoint of diversifying their position, with the result being that they obtain a greater degree of diversification and a greater profitability in the long term.

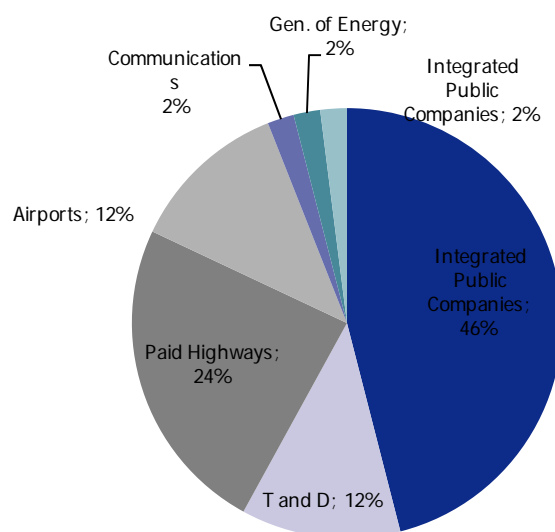
c) Risk-return profile among listed investments

One of the great advantages of infrastructure is that it offers a wide range of investment products (individual, collective, portfolio diversification, investment in different sectors, health funds, majority funds, etc.) to satisfy the different levels of risk tolerance among investors. The factors that influence the risk-return profile of these products can vary among the national, regional and international markets based on levels of leverage and degree of development. The infrastructure market in Australia (one of the most mature globally) offers a wide range of public information about the return on listed investments. In addition, it offers a division of products between those "*core*" ones (mature products that offer a lower risk and low return) and those "*opportunistic*" ones (those with a presence in developed and emerging markets whose risk-return profile looks like that of stocks). Some investments in these funds have been taken from stock in the Australian stock market. As of June 30, 2006, 20 infrastructure funds were reported as available, with a combined capitalization of US\$ 47.9 billion (AU\$ 35.5 billion)¹⁶

Chart 3.2 underlines the diversity of sectors present in the Australian index of listed investments, based on capitalization from August 2008. It can be seen that investments in integrated public service companies and toll roads are the ones that hold a greater percentage of capitalization and are the ones that offer a lower risk on funds that are invested in these projects.

¹⁶ Exchange Rate: 1.3506 AU\$ / US\$. June of 2006

**CHART 3.2 : Listed Infrastructure and Public Sector Companies in Australia
(market capitalization by sector, August 2008)**



3.2.3) Pension funds in Australia and their participation in Infrastructure.

a) A brief historical reference

The Australian pension system is one of the oldest and most consolidated in the world. In the 70's, the country had three well differentiated pension plans:

1. The public system for civil servants.
2. Private employment plans for employees.
3. Pension plans operated by financial institutions available for self-employed workers.

In the 80's, with the purpose of expanding the system, making it more efficient and obtaining greater provisions, a process was implemented to introduce an obligatory contribution agreement for employees support by the State, associations and unions. In 1984, with the participation of the *Australian Council of Trade Unions (ACTU)* it was decided to expand the provisions for retirement (through a salary agreement) to a pension fund developed for the industry, known as *superannuation funds* or *industry funds*

In 1986, the development of these funds was enhanced as part of the wage negotiation process. It was agreed that the employer would make *superannuation*

contributions to funds approved by the company committees, which would reach 3% of the base salary of the employees.

In 1992, the Federal Government introduced the "*superannuation warrant*"¹⁷ which legislated that all employers must make contributions to the fund of their employees, increasing the contribution percentage until it reached 9% of the 2003 salary. However, employers could make additional voluntary contributions under the *superannuation warrant* to other funds that were generally industrial funds. Given that the fiscal incentives of the income deposited in the *superannuation* funds were substantial, the obligatory and voluntary fund contributions were raised and administered in important ways.

In 2008, these pension funds reached the fourth place on the global level in terms of managed funds (Brown and Davis 2009). This system has proven to be very relevant to the investment of pension funds in infrastructure¹⁸. There are currently five types of *superannuation* funds:

1. *Retail funds*, which offer *superannuation* investments to the general public, including employers that do not wish to establish an occupational fund.
2. *Industry funds*, which propose investment plans to a particular segment of the industry (like construction or sanitation) and generally are associated with unions who negotiate the contribution of employers.
3. *Corporate funds*, which are set up individually by the employer for their employees.
4. *Public sector funds*, directed by the National and State Government for their employees.
5. *Superannuation self-managed* funds, which currently have a reduced number of members.

The funds with obligatory frameworks have reduced the participation schedules of defined benefit systems, while simultaneously expanding those of defined contribution.

b) Reasons that have made infrastructure investment by superannuation funds favorable¹⁹ and those that continue to make it unfavorable

The spectacular increase in the participation of Superannuation funds in the financing of infrastructure results from a series of factors that have made the election of this type of shares favorable:

¹⁷ For more information about the guarantee visit www.apra.gov.au .

¹⁸ Nielson, L. (2005) Superannuation investment in Infrastructure.

¹⁹ Idem.

- Consistent yield: Infrastructure projects tend to provide a flow of secure and consistent dividends.
- Good fiscal incentives over dividends through the exemption or deferral of tax payments.
- Direct investment in infrastructure is free from the adverse development of other listed shares in the stock market, reducing the volatility of portfolios.
- Long term maturity: Infrastructure shares produce returns over a long period of time. This fits in with *Superannuation* funds because the commitments for payment of services are over the same time period.

Nevertheless, there are other factors that cause Superannuation funds to not be invested in infrastructure to the extent that they could be.

- Restriction of liquidity: If the asset is not listed in the stock market, it may have difficulties in finding buyers in case of the need to dispose of positions.
- Difficulty to value projects: In some cases it is difficult to determine the current value of an infrastructure project. The validations are usually made based on the billing or the output of a similar share in the same market (this is always difficult if there are no similar shares or if no applicable statistical information exists).
- Initial investment usually requires large quantities of capital, which means that only large funds can be invested in infrastructure projects that are not listed in the Stock Market.
- Unequal offer of the quality of infrastructure shares. A number of projects do not develop as expected.

d) How are Superannuation funds invested in infrastructure?

Superannuation funds can be invested in infrastructure four ways:

- Through the acquisition of debt coming from the infrastructure operators.
- Through *unlisted* investment institutions.
- Through *listed* infrastructure funds and companies.
- Through associations with other companies to be co-owners and jointly operate the investment (*Project finance*).

Australian funds were the first to be involved in infrastructure during the 90's, forming part of the process of share privatization that the State kept open in different sectors, mainly energy, transportation, construction and communications. The process

involved the participation of financial experts in the structuring of portfolios that were appropriate to the long term objectives of pension companies²⁰.

At the end of 1989, the State proposed the building and financing of a 10 km toll highway to the west of Sydney to the private sector. The (20-year) concession for financing, constructing, operating and maintaining this roadway was granted to *Statewide Roads Limited*. In 1994, *the Officers Superannuation Fund*, managed by the CFS Group²¹ invested for the first time in an infrastructure project (*M4 Motorway*), representing *the Australian Superannuation Fund (ASF)* pension fund. This group administered the shares of the ASF fund. In 1992, the 22 km M5 toll highway to the southwest of Sydney was opened and continues to operate with a concession period of 30 years, that will expire in 2023 (between 1995 and 1998 the shares of the M5 Motorway were purchased by institutional infrastructure investors).

In the case of the electrical sector, in 1992²² the Government of Victoria commenced to implant a series of reforms that would drive the separation of the value chain in three areas of business (transportation, distribution and generation). The reform was carried out between 1994 and 1997, with an approximate cost of US\$ 33.1 billion (AU\$ 22.5 billion²³). In 1996, the CFS Group participated as the principal investor in the electrical generation plant *Victoria Hazzlwood* when it was privatized.

Another interesting case involves the airport industry. In 1994 the Federal Government announced plans to privatize the 22 airports that were operated by Federal airport corporations. The process was developed between 1997 and 2003, with a cost of US\$ 12.5 billion (AU\$ 8.5 billion²⁴). The majority of airports were sold to private entities under the condition that they would be operated under a performance contract for 50 years, with the option to extend it for 49 more. Some small airports were sold in their entirety (including the ground). The CFS group was the principal shareholder of the airports in *Brisbane* and *Adelaide* when they were privatized in 1997 and 1998, respectively.

In 2002 the investment in infrastructure through *superannuation* funds made up approximately 2% of total funding, with US\$ 14,389 million²⁵ (AU\$ 8 billion). By 2012 it is expected that the investment will rise to US\$ 81,764 million²⁶ (AU\$ 65 billion), which will represent 5% of the total *superannuation* fund (US\$ 1,212.75 billion - AU\$ 900 billion).

²⁰ For example, the Financial Groups Macquarie and Colonial First State (CFS) have participated in the negotiation of toll highway projects, airport concessions, constructions of seaports, with the capital of some pension funds.

²¹ Infrastructure research paper by Colonial First State 2006.

²² Investing in infrastructure-the Australian experience by Colonial First State 2006.

²³ Exchange Rate: 1.4691 AU\$ / US\$ year 2003.

²⁴ Idem.

²⁵ Exchange Rate 1.7986 AU\$ / US\$ year 2002.

²⁶ Exchange Rate 1.2579 AU\$ / US\$ July, 2009.

The investment in infrastructure has provided a long term life cycle for the assets demanded by *superannuation*²⁷ funds. Plus, the reduction in infrastructure expenditure by the Government (that has gone from over 14% in 1970 to 5% in 2005) makes it favorable to increase the participation of *superannuation* funds in infrastructure investment, replacing the State as the primary institutional investor.

TABLE 3.7 : Infrastructure Investment from Australian Pension Funds

Companies - Funds	% of the portfolio	Infrastructure assets (millions)*
MTAA Super Fund	18%	US\$1,103 (AU\$820)
WESTSCHEME	12%	US\$229 (AU\$170)
STASuper	8%	US\$753 (AU\$560)
UniSuper	6%	US\$1,278 (AU\$950)
HOSTPLUS	4%	US\$161 (AU\$120)

* Exchange rate: 1.3448 AU\$/US\$ year 2005

Source: Peng and Graeme 2007

3.3) The participation of pension funds in the financing of infrastructure in the United Kingdom

3.3.1) PPPs in the United Kingdom

The mechanism for evaluating projects in the UK is very similar to Australian's. The first successful examples in the application of PPPs were carried out in the transportation sector. For example, the *Dartford* bridge (signed in 1987 and opened in 1991) crosses the River Thames, alleviating highway congestion on M25 Motorway near London. This project was done with private investment under the DBFO (design, building, financing and operation) model. Another groundbreaking project was the construction of the *Severn* bridge (signed in 1990) between England and Wales which implemented a DBFO concession.

Due to the success of the previous projects, in 1992 the British Government announced the creation of the *Private Finance Initiative (PFI)*. The first wave of projects began in 1994, involving the construction sector participating in the design, building and operation of new roads.

In 1997, the PFI model was restructured and a more complete program was developed, at which point the term PPP came into use. The PFI projects carried out between 1987 and 2005 are cited in the following table:

²⁷ Nielson, 2005.

TABLE 3.8 : PFI Projects, 1987-2005

Year of Contract	No.	Value (US\$ million)	US\$ 100 million
1987	1	294	Dartford River Crossing
1990	2	597	Second Severn Crossing
1992	5	911	M6 Toll Highway (construction did not start until 2002)
1995	11	1053	London Subway (North Line) the Birmingham Subway
1996	38	2651	A1-M; A1-M1 Roads; Docklands Light Railway, Croydon Tramlink, Road Services in Northern Ireland
1997	59	4051	Manchester Metrolink ; King's College Hospital; Defense Ministry; Armed Forces Agency.
1998	86	4587	London and Taquillas Subway; Hospital in Norwich, Bromley, Lanarkshire and Edinburg, Employment Department, Inland Revenue Office, A55 Highway
1999	87	4106	Guilford, Radio Network Subway of London, Hospital in Swindon and South Tees, Wastewater in Almond Valley.
2000	105	5897	A13 Thames Gateway, Nottingham Light rail, University College Hospital, Schools in Glasgow, Defense Ministry Building, Treasury Building.
2001	86	3221	Dudley Hospital; Inland Revenue/Customs & Excise Offices
2002	71	11595	East London Waste; London Subway (Jubilee, Northern and Piccadilly lines); Coventry Hospital; Home Office Offices; Defense Ministry.
2003	57	24282	Customs & Excise IT; East Sussex waste; London Subway (Bakerloo, Central & Victoria lines) & sub-surface lines; To Darrington-Dishforth, Docklands Light Railway; Extension of City Airport; Blackburn Hospitals, South Derbyshire and Oxford; Northern Ireland Elementary Schools; Ministry of Defense; water and waste water; Skynet Satellites.
2004	74	136	Defense Ministry, water and waste water (2nd Phase); Portsmouth highway maintenance; Hospitals in Barking, Leeds and Manchester; Colchester Armory
2005	51	93	Telecommunications Service on national highways, Docklands Light Railway- Extension from Woolwich; Schools in Nottingham, Northampton, NorthLanarkshire and Renfrewshire; Hospitals in Newcastle, Nottinghamshire and Portsmouth; Oxford Radcliffe Hospital-Cancer Center; Public Housing in Leeds; Defense Ministry "C" vehicles.
TOTAL	720	95046	

Source: Public-Private Partnerships E.R. Yescombe

The PFIs / PPPs, as they are commonly called in the United Kingdom, are increasingly involved in the development of infrastructure, particularly in the sectors of transportation, health, education, housing, defense, telecommunications (IT), and the management of urban waste, water and sanitation.

Other data coming from the *IFSL Research 2008* shows that between 1990 and 2007 more than 900 projects were signed under the PPP model at a value of US\$ 106,029 million (£53 billion)²⁸.

²⁸ Exchange rate applied to all conversions correspond to the year 2007 0.50 £ / US\$.

**TABLE 3.9 : Governmental Departments in the United Kingdom with PFI/PPP.
(Annual value of contracts, US\$ million)**

Departments	2003	2004	2005	2006	2007	2008
Armed Forces	1510	1648	1189	4918	2001	6584
Education	609	835	1361	2750	3029	3227
Healthcare	1089	4813	1814	5536	3413	1040
ODPM	802	114	738	776	1140	900
Scottish Gov.	341	317	685	1845	2213	790
Northern Ireland	171	110	33	717	764	250
DEFRA	237	64	----	774	350	196
Home Office	225	136	69	----	92	28
Transportation	573	1346	1856	276	1454	----

Source: IFSL Research February 2009, ODPM: Office of the Deputy Prime Minister; DEFRA: Department for Environment, Food and Rural Affairs; Home Office: Immigration Department

According to IFSL Research, the largest participants in PFI projects in 2008 were the armed forces, education and healthcare (see table 1.9). These have been the most prominent departments during the five years since 2004, with contracts that add up to around US\$ 15 billion (£8 billion) between defense and healthcare and close to US\$ 11 billion (£6 billion) in education.

3.3.2) The participation of pension funds in infrastructure

In the **United Kingdom** there are approximately 50²⁹ public and private funds currently investing in infrastructure. Some of the largest public pension funds are:

1. *The London Pensions Fund Authority (LPFA)*. This fund can be characterized by having 15% of its portfolio allocated to infrastructure investments. It utilizes various instruments, like direct investments, unlisted funds and it also has positions in listed funds.
2. *Universities Superannuation Scheme (USS)* is the second largest fund. USS is a frequent investor in infrastructure shares through its *pool* of private capital. 90% of its capital is placed in unlisted funds while the rest is directed to direct investments. USS does not invest in listed funds, because they prefer to contract with experienced managers that are capable of managing the volatility of the market. This fund has gained presence in the sectors of renewable energy, transportation and industrial recycling as well as urban waste management, in addition to having PPP/PFI projects with *Henderson PFI*. USS admitted in the second trimester of 2009 that it will continue its infrastructure investments and, in the long term, plans to invest between US\$

²⁹ For more information refer to www.preqin.com.

822 million (£500 million) and US\$ 1,645 million (£1 billion)³⁰ in infrastructure in a maximum of four infrastructure funds.

3. *Greater Manchester Pension Fund (GMPF)* is the largest domestic pension fund in the United Kingdom, made up of 10 localities in Manchester and around 200 associated organizations. Its capital is currently more than US\$ 14,802 million (£9 billion)³¹. The GMPF invests in infrastructure shares through new underwriting initiatives (NIA³²). These new initiatives were established in 2001 and are focused on investment opportunities through PFI/PPP and different infrastructure instruments. NIA's have an objective of underwriting from US\$ 99 million (£60 million) for infrastructure funds, US\$ 49 million (£30 million) in contracts with primary funds and another US\$ 49 million (£30million)³³ for investing in the secondary market.

3.4) The participation of pension funds in the financing of infrastructure in Canada.

3.4.1) PPPs in Canada

It is difficult to talk about PPPs in Canada in general way. As is the case in Australia, infrastructure competencies are relegated to each province, and in some cases, vested at the municipal level. In this way, there are diverse legislation and models within the country. The region that has most clearly wagered on PPPs has been British Columbia, while the province of Quebec is making great progress toward adapting regulation and attracting new investments. The region of Ontario, however, is in a special situation. Some recent experiences in PPPs (controversial from a political point of view) have brought about a definitional modification which resulted in a newly inaugurated term, *Alternative Financing and Procurement Strategies (PFA)*, so that it would be more acceptable to the general public.

In general, the different regions try to adapt their legislation to make it as close as possible to looking like the *best practice* models of Britain and Australia.

Canada has been carrying a heavy infrastructure deficit since the 70's and 80's due to the fiscal consolidations carried out during that era. In 2002, some estimates of need, according to the Canadian Federation of Municipalities, reached US\$ 54 billion (C\$ 57 billion), while in 2007 they stated it would reach US\$ 104,225 million (C\$ 110 billion).

³⁰ Exchange rate used (mid-year 2009) 1.64 £ / US\$.

³¹ Idem.

³² New Initiatives Allocation

³³ Exchange rate used for (mid-year 2009) 1.64 £ / US\$ three investments of GMPF.

This deficit comes from the need for new infrastructure as well as from a lack of maintenance on existing infrastructure (ICEX, 2005).

Investments that were declared by the Federal Government as priorities are in the areas of border crossings, sustainable urban development, access to and quality of water, Infrastructure in the northern zone, transportation and communications.

PPPs are a relatively recent phenomenon in Canada, the first projects are dated to the second half of the 90's. This country shows an idiosyncrasy that is somewhat special for the region, where the presence of public services (education, healthcare, etc.) is funded by taxes whose access is universal. This element differentiates it from its southern neighbor, imposing a certain preference regarding the public provision of vital services, and as such, the breakthrough of the private sector in the provision of these services is seen by the population with a certain degree of skepticism. Nonetheless, budget restrictions in the provinces obligate them to look for ways in which to collaborate with PPPs. The result of these circumstances is that the PPPs in Canada receive mixed reviews regarding their desirability, especially from political and social points of view. The most emblematic case is that of Highway 407 in Ontario, where the conservative Government granted a concession to a beltway road from Toronto to a group of national and international investors for a period of 99 years. In the signed contract, a clause stated that if traffic surpassed a certain volume, the licensee company could increase its fees for the use of the highway. The company exercised this right in 2004, which was very unpopular among its users. This was used by the opposition as a way of gaining a political advantage by proposing a decrease in the fees (an issue that was not provided for in the contract). The liberal Government filed a claim against the concessionaire (which as of today they have lost) and the proceedings are being carried on in the judicial sphere. This event has generated legal insecurity in PPP investments in Canada, and it poses (surprisingly) the possible need to utilize regulatory risk mitigation tools for investments, which were themselves developed in Canada (ICEX, 2005).

3.4.2) The participation of pension funds in infrastructure in Canada

In Canada, between public and private pension, there are more than 15 funds³⁴ currently investing in infrastructure. According to the *Pension Investment Association of Canada*³⁵ (PIAC), aggregate assets invested in infrastructure amounted to US\$ 27.733 billion (C\$ 29.27 billion), which represents 3.67% of total managed assets.

The principal public funds are:

³⁴ For more information consult www.preqin.com.

³⁵ <http://www.piacweb.org/publications/index.html>

1. *Ontario Teachers' Pension Plan (OTPP)* is one of the largest public pension funds to have invested in infrastructure since 2001, mainly through direct investments in infrastructure companies and projects. Over the years, this fund has gained experience in investing directly in diverse projects without the need to appeal to an intermediary. In this way, unlisted funds represent a limited part of their infrastructure portfolios and an expansion of this type of investment is unlikely in the coming years. It also has a limited presence in listed funds through its investment in *Macquarie* Airports. Overall, the pension plan has an 8% allocation in infrastructure. A 45% global limitation exists for investments that are susceptible to inflation, which include infrastructure, real estate and commodities. The fund has invested US\$ 71,677 million in infrastructure assets, to be divided 32% in energy projects, 18% in water installations, 18% in toll roadways, 17% in airports and 15% in ports. In 2009 the fund plans to make more direct investments in infrastructure.
2. *Ontario Municipal Retirement System (OMERS)* was created in 1962 for employees of the Government of Ontario. In the 1st quarter of 2009, investment in infrastructure assets represented between 15% and 16% of its portfolio between direct investments and investments in equities of companies in this sector. They currently plan to increase their participation to between 31% and 35%. Historically, OMERS had invested in infrastructure only through *Borealis*, but in the last trimester of 2008 the fund launched a new branch of investment that will invest in private companies involved in the development of real assets like airports and energy. *OMERS Strategic Investments* will help to diversify the fund's portfolio and will include its own private capital, as well as infrastructure investment from the division of *Borealis Infrastructure*.
3. *Canadian Pension Plans (CPP)* began investing in infrastructure in 2005 and since then has developed a portfolio of direct investments and commitments to unlisted funds. By the end of 2010, they plan to have 6.5% of their portfolio allocated to infrastructure, and to increase this percentage by 2.2 percentage points during the year.

3.5) The participation of pension funds in the financing of infrastructure in the USA

3.5.1) Public-private participation and infrastructure.

The PPP model in the USA has been concentrated in the transportation sector, which includes roads, bridges, trains and ports. There are many examples of privately built infrastructure in the USA, such as the *Chicago Skyway*, the Indiana Toll Highway and the *Pocahontas Parkway*. Even though their PPP model is not different than those in the rest of the world, the fragmented nature of the federal government system does not permit extracting just one regulation for PPPs. Recently, the US Transportation Department published in a pilot program with the intent of promoting, financing and studying new infrastructure using the PPP formula in a federal news report. This proposal is also a positive starting point for being able to come up with common regulations for the entire country. The following section proposes a unique program for PPPs in the US.

a) PPPs in the US

The main PPP projects realized in different states are seen in Table 3.10.

The State of Virginia, after considering the sale of the Pocahontas Parkway has introduced new highway projects in their budget, like the Capital Beltway, I-95 and Hwy 460. The bidders are Macquarie/Skanska, Lane/Tidewater/DMJM Harris, Itinere/Sacyr/Citi/Clark-Shirley/Louis Berger and Cintra/Ferrovial/Earthtech.

TABLE 3.10 : Large PPP Roadway projects in the US

Project	State	Public Authority	Commencement of the Project	Opening	Project Cost (US\$ million)
State Route 91	CA	Caltrans	1993	1995	126
State Route 125	CA	Caltrans	2000	2007	722
Route 3 North	MA	Mass. Highways	1999	2006	385
Southern Connector	SC	S. Carolina DOT	1998	2001	217
Dulles Greenway	VA	Virginia DOT	1993	1995	338
I-895 Pocahontas Parkway	VA	Virginia DOT	1998	2002	377
Source: Yescombe (2007)					

In Texas, the Department of Transportation has entered into a master development plan with the Cintra-Zachry Consortium for the development of a high priority mega

project known as the *Trans-Texas Corridor (TTC-35)*. The TTC-35 is a 600 mile roadway that joins the borders of Mexico and Oklahoma. The capital cost is estimated at US\$ 7.5 billion and is developed under concession contracts with a private consortium.

Colorado is a popular example of investing in *brownfield* assets. 11 consortiums were selected to participate in the bidding process to acquire, manage, operate, maintain and fund the acquisition of the *Northwest Parkway*. In the end, Brisa from Portugal and CCR from Brazil won the bid.

In Missouri, the Department of Transportation selected a number of consortiums to bid on PPPs to design, upgrade, operate and maintain more than 800 local bridges all over the State. This transition project is expected to serve as a future model for maintenance efforts for infrastructure all over the country. The project which is called "Save and Cure" the bridges will be completed at the end of 2012 and the maintenance period is 25 years.

In Florida, the Department of Transportation is in the process of selecting a company to build a 3.1 mile toll road called *North Tampa's East-West Road* connected to I-75 and I-257 and valued at US\$150 million. This will be the first construction project funded by the private sector in the State.

In Georgia, they are currently evaluating four proposals to construct two toll lanes for trucks in each direction over the largest corridor in Atlanta. The project requires only one winning bidder in order to plan, permit funding, design and implement the project in the northeastern quadrant of I-285 toward the west over I-20 to *Thornton Road*.

b) Unique PPP program in the US

In order to harmonize the PPPs among the different States, the Federal Department of Transportation proposed a series of measures to promote the participation of the private sector in the funding of infrastructure.

- **To establish a PPP Commission or Unit**

Establishing a unique program for PPPs may be complex and initially expensive. Therefore, it is very important to control the coordination of project implementation and to control the costs. Because of this, the public sector should consider establishing a high level administration that:

1. Coordinates the policies applied to PPPs with public entities.
2. Identifies and prioritizes the projects.
3. Oversees the procurement and implementation of the projects.

4. Ensures a standardization of the required documentation.
5. Controls costs.

- **Introduce Pilot Projects**

Before proposing a PPP, the public sector should adopt pilot projects in order to verify that the PPPs are the best option for carrying the project to fruition. One of the main keys to obtaining a cost/benefit analysis in PPPs is to promote and maintain an open and competitive bidding process and in that way attract the best possible bidders. In addition, the pilot projects should have a value of around US\$ 150-200 million in order to attract the interest of domestic and international bidders.

- **To Define the Objectives of the Public Sector**

The public sector needs to define their objectives for introducing a PPP program and then consider the following:

1. Ensure that there is strong political support for PPP programs.
2. Prioritize essential and affordable projects.
3. Review the legal considerations and, if necessary, remove barriers established by law in order to establish long term contracts with PPPs and the private sector.
4. Propose long-term contracts with PPPs in order to obtain the best cost/benefit in terms of the efficiency of the project during the investment period, and that the developers, as well as the investors, can obtain satisfactory returns on their investment (infrastructure assets generally require long payment periods to cover their capital costs).
5. Develop a public private comparative model.
6. A risk matrix should be developed for observing what risks could be shared by the public and private sectors. However, it should be stressed that participation from the private sector means there will be sufficient returns. The level of returns demanded will be proportionate to the level of risk assumed.
7. A short, clear and transparent bidding process should be defined.
8. Minimum design requirements for each one of the project needs (these requirements should not be so restrictive as to discourage the creativity or innovation of the private sector).
9. Minimum standard outlines. It is necessary to define minimum construction and operation requirements in technical, environmental, political and financial terms.

10. The total cost of formalizing a PPP should be considered.
11. The agreements of the PPP programs should be firm in order to eliminate regulatory risks and promote the participation of the maximum number of competitors in the bidding process.

- **Define the scope of the project:**

The public sector will need to state, identify and define the scope of the project. The project contract should specify the obligations, responsibilities and returns that the private sector will receive.

- **Identify sources of income**

When a project is considered eligible for contracting with a PPP, it is important to define the form of payment as different payment mechanisms exist.

We refer to three cases:

1. *Self-financing*: the fees charged to users for the service are adequate to finance the cost of capital of constructing the project as well as the expense for management, in addition to providing an acceptable return to the private sector investors.
2. Payments from the Public Sector: Projects are deemed part of basic public services (i.e., public education, health, and the like.) In this case the public sector pays an agreed-upon fee for the service rendered. Generally, these projects are deemed low risk, because technically, it is not difficult to calculate the associated expenses and cash flow. (for example: the maintenance of schools or Government offices, etc).
3. A combination of both: The State may subsidize a part of the applicable fee.

- **Viability and Other Studies**

As part of the process of defining the objectives, scope and potential revenue sources of the PPP project, the public sector needs to comply with the researched viability: The following points are required:

1. Processes and legal impediments to introduce to the PPP;
2. Land property rights;
3. Environmental impact studies;

4. Planning and permits;
5. Revenue protection studies (for example: potential traffic volume).

It is recommended that the public sector employ qualified experts and advisers that have sufficient experience in the management and oversight of projects.

3.5.2) The participation of pension funds in the financing of infrastructure

Recently in the US, the *Maine Public Employee Retirement System* increased its allocation goal for infrastructure projects from 4% to 5% as part of a process of reconfiguring its portfolio (*Liability Driven Investment-LDI*). In a similar case, in September 2007 the *California Public Employee Retirement System (CalPERS)* included an initial allocation of infrastructure investment of more than US\$ 2.5 billion. In November 2007, the *Washington State Investment Board* and *The Teachers Retirement System of Texas* decided to invest 5% of their portfolio in "tangible assets" that include infrastructure, agricultural and timber exploitation.

Furthermore, *JP Morgan Asset Management* recently created a new real estate investment unit, in which they consider infrastructure as the fourth best alternative, and as such, have significantly increased their investment in this asset.

3.6) The participation of pension funds in the financing of infrastructure in Continental Europe

3.6.1) Public-private participation and infrastructure

PPPs with a wide variety of different legal frameworks and models among different countries in continental Europe began to develop in the last decade. In recent years, there has been a renewed interest in PPPs due to the need for new infrastructure and budgetary restrictions. This has driven legislative reforms that have tended to promote the participation of the private sector in the financing of new infrastructure.

Although projects exist that are funded through the capital market, the utilization of bonds has been relatively scarce. Unlike the United Kingdom where the fixed income market is well established, many of the European PPP transactions have been financed through bank loans. Nonetheless, many countries have introduced new legislation in order to make up for the models' weaknesses:

1. Some countries have taken a systematic approach to changing the policies and legislation in order to allow PPPs to function, using the conclusions of studies to decide what projects are likely to succeed within the PPP framework.

2. Others have tried to accommodate PPPs within current legislation or begin with pilot projects.

The Phenomenon of Public-Private Collaboration (PPC)³⁶

In the face of a large amount of applicable legislation and PPP formulas in the EU, in 2000³⁷ the European Commission proposed the Public-Private Collaboration as a model that integrates the framework of different PPPs on the continent. In general, it refers to the different forms of cooperation between public authorities and the business world whose objective is to guarantee the funding, construction, renovation, management and maintenance of infrastructure. For that reason they published "*Interpretive Communication on concessions and Community public procurement law*", which addresses the basic principles and rules arising from the treaty and the law. It also defines the concession as a right of the community, and obliges the public authorities to comply with a set of laws when selecting the concession operators. In addition, the new European Parliament and Council directives target modernizing and simplifying the community's legislative framework in order to establish an innovative procedure for awarding projects, especially with regards to adjusting to the specific needs of especially complex contracts. This new procedure, "competitive dialog", allows public authorities to establish a dialog with candidate companies in order to identify solutions to respond to their needs.

PPC operations tend to be characterized by the following elements:

1. A relatively long duration, which involves the cooperation between the public and private partners in different aspects in order to complete the project.
2. The manner of funding the project, guaranteed in part by the private sector. On occasion, this occurs through a complex organization of diverse participants. Nonetheless, private funding may be subsidized with public funding, which may end up being very high.
3. The important role of the financial operator, who participates in different phases of the project (design, production, execution and financing). The public partner essentially concentrates on defining the objectives in the public's interest, quality of services provided and pricing policy, while guaranteeing the control of compliance with said objectives.
4. The sharing of risks between the public and private sectors, through the transfer of risks that historically have been supported by the public sector. Nevertheless, the PPC operations do not necessarily imply that the private partner will assume all risks arising from operation. The exact sharing of risks

³⁶ European Commission-Green Paper on Public-Private Partnership and Community Law on Public contracts and concessions April 2004.

³⁷ Idem.

is outlined on a case by case basis, depending on the parties' respective capabilities to evaluate, control and manage said risk.

Nonetheless, some representatives of the interested sectors believe that the community standards applicable to concessionaires lacked sufficient clarity and homogeneity from one member State to another. This situation created uncertainty among community agents, because it represented a real obstacle for the creation or operational success of the PPC to the detriment of the funding of large infrastructure projects and the development of quality public services. For this reason, the European Parliament invited the Commission to examine the possibility of adopting a Directive targeted at regulating the concessionary sector and other forms of PPCs in a homogeneous manner³⁸. The European Economic and Social Committee, on their part, also stated that a legal initiative was necessary.

In 2004, the European Commission announced the publication of the "*Green Paper*³⁹", which focused on the operations of PPCs and the communities' right to public contracting and concession for the purpose of initiating a debate regarding the best way to guarantee that PPC operations are developed competently and legally. The *Green Paper* presents the scope of community standards applicable to the selection phase of the private partner and the previous phase, with the objective of detecting possible uncertainties and analyzing whether the community framework is appropriate for the obstacles and specific characteristics of PPC operations.

Infrastructure Projects Carried out in Europe⁴⁰

Over the course of the last decade, the PPC phenomenon has developed into a large number of public projects. There are various factors that explain this boom. Taking into account the budget restrictions that the different States have had to face, the public sector must turn to private funding for the construction of new necessary infrastructure. Another explanation consists of the desire to take advantage, to the greatest extent possible, of the knowledge and methods used by the private sector in the operation of these types of projects. On the other hand, the development of the PPC model represents the evolution of the role of the State in an economic setting, morphing from direct operator to organizer, regulator and controller.

The public authorities of member states often turn to PPC operations in order to realize infrastructure projects, particularly in the sectors of transportation, public health, education and safety. In the European setting, it has become known that PPC operations can contribute to the creation of trans-European transportation networks, in which there

³⁸ European Parliament Decree in the first reading of the proposal by the COM Commission (2000) 275 of May 10, 2002.

³⁹ Green Paper on Public-Private Partnership and Community Law on Public contracts and concessions April 2004

⁴⁰ Idem.

is a huge backlog due to, among other things, the scarcity of investments. In the framework of the growth initiative, the Council has approved a series of measures whose objective is to increase investment in trans-European network infrastructure, as well as the realm of innovation, research and development, in particular through the organization of PPC operations.

Since 2001, US\$ 54,013 million (€37 billion) in projects have been assigned within continental Europe, which represents two thirds of the value reported in the United Kingdom (US\$ 89,048 million; €61 billion).

The value of contracts signed in 2008 reached US\$ 7,299 million (€5 billion). The values of PPP agreements signed in 2008 by country are, from largest to smallest amount, Spain and France (US\$ 5,985 million; €4.1 billion), Italy (US\$ 5,255 million; €3.6 billion), and Ireland US\$ 4,817 million (€3.3 billion).

The most important contracts that PPCs have had to negotiate have developed in the transportation sector, with some pension fund investment in them. In Table 3.11, the largest projects that have been done in Europe are grouped together by sector.

TABLE 3.11 : Largest PPP Contracts executed in Europe.
(Value of capital by contract, US\$ million)

Project	Type	Country	Year of contract	US\$ million
Messina Strait Crossing	Source	Italy	2006	3829
CSB toll road	Road	Greece	2007	2859
Csurgó City - sport facilities	Sport	Hungary	2007	1838
Oosterweel Link	Tunnel	Belgium	2004	1573
HSL Zuid speed rail	Train	Netherlands	2001	1093
Corinth-Tripoli-Kalamata & Lefktro Sparta	Road	Greece	2007	1362
Corinth-Tripoli-Kalamata & Lefktro Sparta	Road	Greece	2008	1460
Devavanya City - sport facilities	Sport	Hungary	2007	1205
Brescia-Milan Toll Road	Road	Italy	2005	1058
Szekszard Boly-Pecs	Road	Hungary	2007	1164
A5 Ostregion	Road	Austria	2006	1085
A2 Motorway, Nowy Tomysl-Konin	Road	Poland	2004	1016
Segarra Garrigues-Irrigation Project	Channel	Spain	2002	776
Phase 1-Thessaloniki Subway	Train	Greece	2005	982

Source: Public Private Finance 2007

Currently, according to IFSL Research at the European level, the largest PPP market is located in Italy, with projects valued at US\$ 40,845 million (€30 billion)⁴¹, while Germany and Greece have projects valued at US\$ 13,868 million (€9.5 billion) and US\$ 9,197 million (€6.3 billion), respectively. According to *DLA Piper*⁴², these negotiations are intended to be extended in the coming years throughout the continent

⁴¹ Exchange rate applied to all exchanges corresponding to the year 2007: 1.36 US\$/€

⁴² International legal services organization made up of different independent legal entities.

and as such, fund administrators and individual investors are becoming more and more involved in them. In Table 3.12, the value is listed of contracts made by PPPs by European countries.

TABLE 3.12 : PPP Contracts in European countries.
(Value of contracts, in US\$ million)

Country	2001-04	2005	2006	2007	2008	No. of contracts signed
Spain	1046	1420	2124	422	----	38
France	----	2200	938	449	1833	34
Italy	931	2682	560	75	----	20
Ireland	753	149	795	2034	443	19
Greece	----	982	2042	5306	1477	8
Germany	460	1021	226	635	173	40
Belgium	1360	591	----	410	1004	6
Netherlands	1362	----	550	----	1506	9
Austria	51	----	1085	----	----	6
Finland	-----	861	----	----	----	1
Bulgaria	----	450	368	500	----	6
Hungary	----	----	48	20	738	11
Cypruss	----	615	----	----	----	1
Portugal	291	----	41	191	----	7

Source: Public Private Finance 2007, DLA Piper

3.6.2) Investment of pension funds in infrastructure in Europe

While experience with the PPP formula for infrastructure investment has started to be very successful in continental Europe, we cannot state the same for the participation of pension funds in the funding of infrastructure. One of the reasons that may justify this is that the majority of these countries have a public distribution system until recently. The funds accumulated in these systems have generally been invested in fixed income assets. In some countries, a percentage of the fixed income assets are allowed to be listed, but in no case would it be possible to invest directly in infrastructure, because among other reasons the different social security administrations do not have teams specialized in this asset class. In some cases, like that of Spain, where the reserve fund reached 57,223 million Euros at the end of 2008, investment only allowed in sovereign debt would be an excellent resource for infrastructure investment.

If the public systems do not invest in infrastructure, the private pension funds have not turned to this important form of action either. Nevertheless, according to Prequin⁴³, many countries have introduced some percentages of assets associated with infrastructure into their investment objectives. For example, according to Prequin,

⁴³ <http://www.prequin.com/>

Bayerische Versorgungskammer invested 300 million Euros in infrastructure shares of listed companies and funds and their goal is to reach 600 million (1.5%).

3.7) Conclusions

The consolidation of infrastructure investments by pension funds in developed countries has evolved over a period of decades. Each one of the countries reviewed, when venturing into this type of investment, has taken up different perspectives in the application and management of the concession systems under the PPP modality as well as the manner in which pension systems could be integrated as a channel for resources. In the end, these experiences have shown that the infrastructure-pension binomial can generate significant advantages for members of pension plans as well as for the development of the countries.

To recap what we have seen country by country, we can conclude that the Australian pension investment is the precursor to the world's system, and remains one of the most developed with regard to the participation of the private sector in the design, construction and operation of infrastructure. In the US, the state of Virginia has the highest investments of this type and between 1980 and 2005, under diverse forms of PPPs that have been evolving over time, the number of projects managed reached 127 for a value of US\$ 47,433 million.

In order to boost participation in pension funds, the Australian market launched a product called *infrastructure securities funds*, which offers the opportunity to access a wide range of global equity stock and other types of financial instruments (bonds, stocks, securities, notes) related to infrastructures.

The experience in the United Kingdom is also relevant. The PFIs / PPPs, as they are commonly called in the United Kingdom, continue to have an increased involvement in the development in infrastructure, particularly in the transportation, health, education, housing, defense, telecommunications (IT), urban waste management, water and sanitation sectors. Between 1990 and 2007 more than 900 PPP projects were signed for a value of US\$ 106,029 million. Currently, in the United Kingdom, there are approximately 50⁴⁴ public and private funds investing in these developments.

Regarding Canada, whose projects date from the second half of the 90's, its infrastructure experiences differ in each one of its provinces, and in some cases, vested at the global level. As such, it is difficult to consolidate just one regulation for each one of the existing projects. The region that has relied most on this type of investments has been *British Columbia*. In this province there are more than 15 public and private pension funds⁴⁵ that have invested in infrastructure relatively recently, and the total of

⁴⁴ For more information refer to www.preqin.com.

⁴⁵ Idem.

assets invested into infrastructure reached US\$ 27,733 million, representing 3.67% of total managed assets.

With regard to the US, although the PPP model is not different from that in the rest of the world, the fragmented nature of the federal government system does not allow the overarching regulation for PPPs, although recently, the US Department of Transportation published a pilot program with the intent of promoting the implementation of new infrastructure using the PPP formula. Currently, investments from the *Maine Public Employee Retirement System* increased its allocation goal from 4% to 5% for infrastructure projects as part of a process of reconfiguring its portfolio (*Liability Driven Investment-LDI*). In a similar manner, in September 2007 the *California Public Employee Retirement System (CalPERS)* included an initial allocation of infrastructure investment of more than US\$ 2.5 billion. In November 2007, the *Washington State Investment Board* and *The Teachers Retirement System of Texas* decided to invest their resources in "*tangible assets*" that include infrastructure, agricultural and timber exploitation, the latter reaching 5% of their portfolio allocation.

Regarding the experience of continental Europe, PPPs began to develop in the last decade with a great diversity of legal frameworks and models applied amongst different countries. In recent years, there has been a renewed interest in PPPs due to the need for new infrastructure and budgetary restrictions, which has driven legislative reforms that promote the participation of the private sector in the financing of new infrastructure.

In summary, the countries whose experiences we have reviewed in this chapter have incorporated a significant amount of pension fund participation in infrastructure investment. In order to do so they have adopted new financial tools, homogenizing the laws of some independent states, generating systems that shield them from political restrictions, developing markets for new assets and decreasing distrust on the part of investors and individuals in their respective states. The result shows both strengths and weaknesses in the current processes of developing PPP systems.

With respect to emerging countries, we can distinguish the strengths of the most developed systems, First, they have maintained a positive cost-benefit analysis in terms of *value for money*. Second, they have improved throughout the process, reaching equilibrium with respect to the important role of the financial operator who participates in different phases of the project (design, production, execution and financing). Third, in PPP models, the role of the public partner has been most focused on defining strategic objectives and on defining conditions in terms of the quality of services provided and the pricing policy, while guaranteeing compliance to project objectives. Fourth, over the years a greater understanding of how to develop risk management plans has taken form. Fifth, the modes of financing and insuring projects have been adequately secured by assuming the correct risk assumptions on the part of both partners. And finally, a wide range of investment products have been developed (in the

scope of individual, collective, portfolio diversification, investment in different sectors, insurance funds, majority funds, etc.) to satisfy the different levels of risk tolerance among investors.

As for pension funds, experience has shown that this type of project provides them with a regular and definite flow of dividends and profits, and interesting tax incentives. Furthermore, direct investment in infrastructure is free from the same adverse risks as other assets listed in the stock market, thus reducing portfolio volatility. It is true that there is still work to be done with respect to liquidity restrictions for infrastructure-related assets, the difficulty of appraising projects (in some cases, it is difficult to estimate the current value of an infrastructure project), the demanding submission conditions (the initial investment usually calls for large amounts of capital, though there are special products for retailers), the inequalities in the quality of infrastructure assets and the legal uncertainty for investments. Overall, however, the advances made toward decreasing these risks have been substantial.

4) PENSION FUNDS AND INFRASTRUCTURE IN CHILE

4.1) Introduction

During the early '90s there was evidence of a significant deficit in the infrastructure stock in Chile. In 1993, as emphasized by the Chilean Ministry for Public Works (Ministerio de Obras Públicas, MOP), it was estimated that the infrastructure deficit increased to approximately 15% of the country's GDP between 1995 and 1999, and that annual losses due to decreased competitiveness as a result of insufficient infrastructure amounted to 3% of the Gross Domestic Product.

In 1993, it was decided that the private sector should be included in financing and managing productive infrastructure. For that purpose, a BOT (*Build, Operate and Transfer*) concession system was established, which meant that the company awarded the concession had to fund, build, operate and ultimately transfer operation from the company to the State. This policy, together with the increase in public investment, has helped the country to significantly reduce the infrastructure deficit that was hindering the country's economic growth.

The Pension Fund Administrators (PFA) of Chile accumulated an elevated amount of resources, approximately 60% of GDP. This availability of domestic capital has increased significantly, which turns out to be particularly relevant for funding long-term investments.

Chile's pension fund regulations established that they could only be invested in financial instruments. Their participation in infrastructure projects were conducted indirectly, mainly by purchasing stocks and bonds issued by privatized companies from sectors such as electricity, health, and telecommunications companies. These type of investments carried out by the PFAs are significant, because by increasing the volume of resources that are invested into the system, they are strengthening the financial and capital markets in Chile. Nonetheless, purchasing these instruments, except at the time they are issued, is not considered infrastructure investment in the economic sense, given that it does not focus on increasing the level or quality of stock of the current infrastructure.

The increased availability of resources that came from individual pension funds enabled the emergence of a new instrument called "infrastructure bonds", which correspond to bonds issued by concession companies intended to finance investments in Chile's public infrastructure.

The Chilean experience is interesting, since both public and private interests joined together to lift the restrictions that limited the use of the pension fund and life

insurance industries due to regulations. It was determined that both the concession companies as well as institutional investors would benefit if the latter were allowed to invest in these bonds without getting rid of the regulations that protected them.

In the case of the pension fund industry, it is essential that regulations prevent individual pension funds from investing in new companies and projects in order to prevent investments in high risk products. Nonetheless, financing infrastructure under concession lacked the typical risks involved in investing in project finance even if, strictly speaking, it was similar to purchasing instruments exclusively backed by the future cash flows of a new company. Finally, a new instrument was created that allowed pension funds (and life insurance companies) to participate without altering the investment regulations.

In the first section we describe the evolution of investments in infrastructure in Chile since 1980. Afterwards, in section 3.3, we review the current Concession law and describe the modifications that are being discussed. In section 3.4, pension fund investment in the Chilean infrastructure sector is reviewed, as well as the characteristics of infrastructure bonds. Finally, we sum everything up in the conclusions in section 3.5.

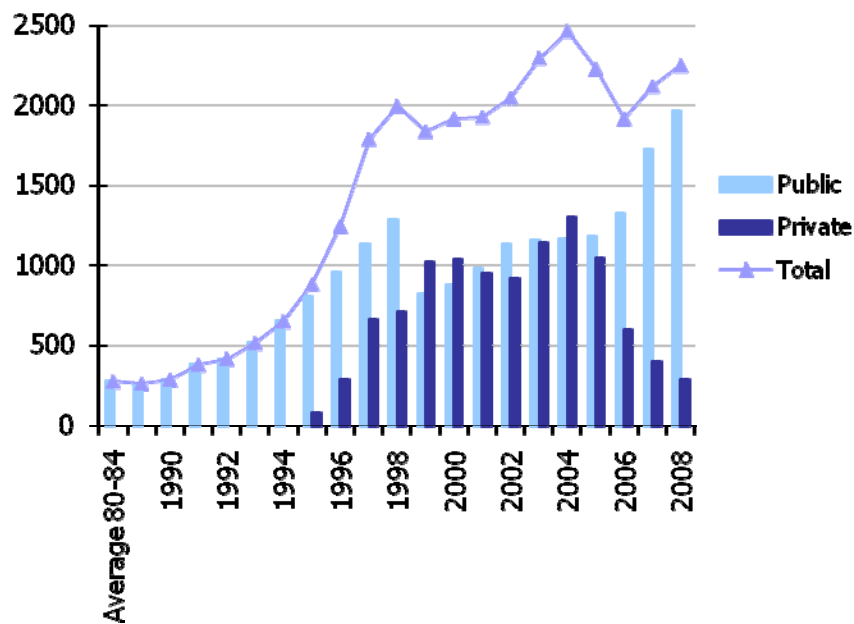
4.2) Infrastructure recent development

4.2.1) Volatility of infrastructure expenditure in Chile

During the '80s Latin America was affected by the debt crisis. Chile was hit hard by the world recession cycle and in addition suffered an internal financial crisis of great magnitude. Consequently, its GDP dropped 14% in 1982, domestic demand *per capita* fell 25% and the unemployment rate reached 19%, but would have reached 31.3% if not for public emergency jobs (French-Davis, 2003). At the same time, the costs to bailout the banking system was considerable. The total cost is estimated to have reached 35% of GDP (Sanchueza, 1999). Breaking down the cost of the bailout, it is estimated that the net cost to liquidate insolvent institutions represented 10.6% of GDP in 1983, while the net cost of purchasing risky assets under repurchase conditions reached 6.7% of GDP in 1983 (Sanhueza, 2001). The crisis meant an abrupt deterioration in the fiscal situation; the government had to reduce expenditure, particularly in investments.

The total amount of investment in public expenditure only recovered from levels in the latter years of the '70s in 1991. The infrastructure situation was particularly critical, especially because between 1970 and 1989 the population in Chile grew 40% and production grew 60%; during the same period, however, the total investment by the Ministry for Public Works decreased 34% (MOP, 2001).

Chart 4.1. Infrastructure Investment in Transportation.
USD million in 2008.

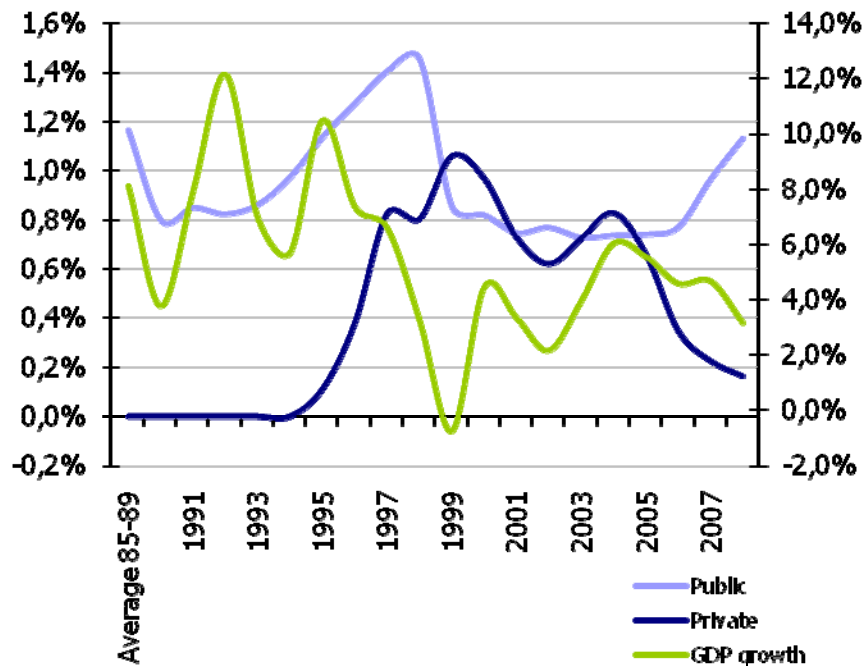


Source: In-house, based on MOP, Midelpan, and CChC.

As demonstrated in De Gregorio (2004), growth of infrastructure was very slow in the '70s and particularly in the '80s. According to the Chilean Ministry for Public Works (Ministerio de Obras Públicas, MOP), it was estimated in 1993 that the infrastructure deficit increased to approximately US\$ 12.5 billion during the period of 1995-1999, while annual losses for lack of competitiveness as a result of insufficient infrastructure reached up to US\$ 2.3 billion. Nonetheless, during the '90s, the stock of infrastructure increased to a rate higher than the world average (See Chart 4.1). The most notable progress took place in terms of the quality of infrastructure. The '80s was a decade of general deterioration of infrastructure in the entire world and particularly in Chile. The increase in quality of the infrastructure in the latter half, however, was so outstanding that during the '90s the quality gap with the world average was closed.

This quantitative and qualitative leap was achieved thanks to macroeconomic stability policies that went along with the recovery after the deep crisis of 1982. In addition, the decision by the government of Chile in 1993 to incorporate the private sector in the investments of productive infrastructure turned out to be exceedingly important. For that purpose, the BOT (*Build, Operate and Transfer*) type concession system was established. This policy, together with the increase in public investment, allowed the country to progressively reduce the infrastructure deficit that had accumulated in the country.

Chart 4.2. Infrastructure Investment in Transportation (% of the GDP)



Source: In-house, based on MOP, Midelpan, and CChC and BCCh.

4.2.2) Private sector participation in infrastructure

In the early '90s, several factors led to the infrastructure deficit in Chile, especially in the transportation sector.

There are occasions when different infrastructure sectors demonstrate different investment trajectories, usually because they have had different ownership systems. That is the case with the electronic, telecommunication, distribution and commercialization of gas, and the production and water treatment sectors.

A process of privatization of public companies began in the mid '70s, which was reinforced during the following decade. By the late '80s, the electric and telecommunications sectors were completely privatized.

The distribution and commercialization of the gas sector has been historically in private hands, except for a brief period (from 1972 to 1977). The process to privatize health companies began in 1998, and concessions to the private sector were implemented in 2000 for a period of up to 30 years, in areas of road networks, airports and port operations which were traditionally reserved for the public sector. The State was the direct developer of public transportation infrastructure until the mid '70s. Later on, the government decided to introduce subcontracting for the construction and maintenance of public works. Infrastructure was generally financed and charged to the

State's general revenues, and that did not change when the traditional production structure changed. On the other hand, water has been a private resource since the '80s.

At the same time, a centralized system for social evaluation of projects was implemented on a massive scale. This had the singular characteristic that all public projects from different sectors (such as education, health, and social provision, among others) competed among themselves and only those that contributed the greatest social return were executed. Even though this system led to a significant increase in the efficiency of public investment, the country had serious deficiencies in practically all sectors, and budgetary limitations prevented a decisive advance to reduce perceived and foreseen insufficiencies.

4.3) The Concession Law

4.3.1) Legislative Background

The Ministry of Public Works (MOP by its abbreviation in Spanish - Ministerio de Obras Públicas) Organic Law allows for the concession of basically any public work. This law was passed in 1982, however, the regulation was never used.

During the government of President Patricio Aylwin in the '90s and under the strong momentum achieved by Carlos Hurtado (Minister of Public Works), an agreement was made to detail the inadequacies of public infrastructures that needed updating in order to support rapid investment growth. The consensus reached about State resources and that the traditional system for the execution of public works was not enough to tackle the high infrastructure deficit. The conclusion was reached that the best alternative to finance and manage its infrastructure was through public-private partnerships that applied market mechanisms. That way the process would allow for public resources to be used in investments with high social impact, but low private profitability. The consensus was based on the legal amendments that were carried out and unanimously approved by the National Congress.

Law No. 19,068 was passed in 1991, which created a law that applied to all public works and the processes that intervene in them; the contract bidding system to be applied was structured under a framework of equal protection under the law for all parties.

The first project awarded on a BOT contract basis was the “El Melón” tunnel in 1993. Following this project, a number of deficiencies were identified and corrected in Law No. 19.252 of 1993. For example, the process to be followed in the case of the concessionaire's bankruptcy was incorporated.

In 1996, Law No. 19.460 was passed, which among other things improved the treatment of private initiatives, contract bidding systems for concessions and terms, and protection of third parties responsible for funding the concession companies, granting them special rights and a new legal feature known as a "special pledge for public work concessions". The special pledge for public work concessions is agreed upon by the company awarded the concession and its creditors and outlines what will happen in the case of bankruptcy, specifically regarding the rights to the public work's concession, the payment agreed by the State to the concessionaire, and what will happen to the derived revenue. The text was revised, coordinated and systematized in Supreme Decree No. 900 of the MOP (Ministry of Public Works). This legal concept was crucially important since it allowed for the creation of long-term investment guarantees, a fundamental prerequisite for receiving financial resources by issuing bonds, which would be attractive for institutional investors.

4.3.2) Current Law

Concessions are a type of privatization which aim to increase efficiency and wellbeing. Since the provision of infrastructure in most large scale economies is derived from existing natural monopolies, it is not possible to create a competitive market. The concession system deals with this limiting factor by introducing competition *for* the playing field rather than competition *on* the playing field.

The bidding mechanism must encourage the most efficient company to be awarded the project; in addition, as the project to be awarded is usually a monopoly, the regulator must attempt to award the project at a competitive price and thus prevent the concession company from obtaining a monopolistic income.

The current Concessions Law--Decree No. 900 of the MOP-- stipulates that these projects must be approved by means of open competitive bidding by any national or foreign company⁴⁶. The law is flexible enough so that the concession contract may be adapted to the specific needs of each project. For example, the Law stipulates different variables that may be considered in concession offers: rate structure, terms of the concession, subsidy from the State to the bidder, revenue guarantees by the State, payments offered by the concessionaire to the State (in the event of existing infrastructure), degree of risk commitment that the bidder assumes during the construction or management of the works, rate readjustment equations, the review system, and quality of the technical proposal, etc. The basis for the bid may include one or more of the foregoing elements:

⁴⁶ If the bidding company is foreign, it must be established in Chile as a company according to the laws of Chile.

- *The rate that the users shall pay.* The review mechanism for rates can also be stipulated, as well as the readjustment formula. The purpose is to stimulate competitive behavior by awarding the concession to whoever offers the lowest rate. In the absence of another bidding factor to be considered, the technical proposal of the project is not guaranteed. In addition, given that the total amount of project demand risk is assumed by the concessionaire, the bidding is subject to the "winner's curse" that takes place in the situation in which the bid winning company is not the most efficient, but rather it is the most optimistic in regard to costs and/or the future requirements of the project.
- *The subsidies offered to the bidder by the State.* The State agrees to subsidize the concessionaire, which is necessary when the works to be tendered have a negative private profitability but a positive social profitability. The company which needs the least amount of subsidy from the State shall be the winner in this regard. The amount of the subsidy shall be determined so as to guarantee that the present net value of the project is equal to zero.
- *The term of the concession.* According to this bidding mechanism the State sets a toll and the concessionaires compete to build and operate the works in the least amount of time for the concession. Clearly, the objective is that the most efficient company be awarded the project, however, just like the bidding price, this mechanism is subject to the "winner's curse".
- *The minimum revenue guaranteed by the State.* The State guarantees a specific, minimum amount of revenues to the concessionaire. If a concession's annual revenues are less than the guaranteed minimum revenue, the State shall pay the difference in revenues for the following year. At the same time, the concessionaire will have to share with the State part of higher revenues (approximately 50%) if the project's profitability exceeds a certain threshold (in general 15%). The flow of guaranteed minimum annual revenues is setup in a way that facilitates debt payment with specific terms and interest rate, and taking into consideration a certain capital/debt ratio. The guaranteed amount is one that insures that, if the only revenues were the minimum amounts guaranteed by the State, the concessionaire could pay the debt, but would lose all its capital; this limits the risk of carrying out projects that lack economic sense. The purpose of guaranteeing revenues for the concessionaire is to transfer to the State the project demand risks, thus facilitating its financing. In addition, it is an incentive to limit the sovereign risk involved in the concession, given that inappropriate performance on the part of the State (for example, rate reduction) would generate a fiscal reserve.
- *The dividends paid by the concessionaire to the State for existing infrastructure.* It usually happens that tendered projects are to remodel and/or

expand already existing infrastructure. A clear example of this were the bids for several projects totaling more than 1,500 km on Ruta 5 of the Pan-American Highway that transverses Chile from north to south; the projects included construction over an already existing series of roads that needed revamping such as expansion of the roads, incorporation of two-way roads, maintenance, replacement and construction of bridges, by passes and junctions, service roads, intersection ramps, and pedestrian footbridges, among others. The payment to the State for existing infrastructure should not be a variable included in the bid, but rather should be treated as a fixed payment or sunk costs of the project; alternately, on a theoretical level, it could correspond to monopolistic revenues. A higher payment for the State should not be the factor on which to compete for the appointment, which does not encourage price competitions, and to the contrary, stimulates procurement of revenues with the purpose of increasing the amount offered in payment to the State.

- *The risks assumed by the concessionaire.* It is feasible to include in the bid the degree to which the concessionaire shall assume the risks; for example, before situations of natural disaster or unforeseen circumstances. Even though this mechanism stimulates efficiency by means of containing and spreading out the risks, it is subject to the "winner's curse".
- *The quality of the technical proposal.* The technical aspects should be present in all concession contracts in order to avoid incompetent concessionary companies and fight against incentives to reduce the costs beyond what is beneficial. In order to comply with these objectives it's enough to establish a minimum technical level to participate in the bidding, and it would not be necessary to include it subsequently as a factor on which to bid. The reason to incorporate a total or partial qualification to be obtained during the technical bid and the financial bid is to stimulate and increase the technical proposal in the measure that it will be cost effective. If a company is able to increase the technical proposal of a project without incurring considerably higher costs, it is suitable for said alternative be evaluated.
- *The fraction of revenue that the State or the users shall receive if these exceed certain threshold.* These types of offers are only compatible if the State offers a minimum guaranteed revenue. This allows the concessionaire to share with the State the demand risk, and in exchange the company will give part of its revenues, if their earnings surpass a certain threshold, which is in general 15% over their equity or assets. Economic compensation can take different forms; for example, a rate reduction for users, a reduction in the terms of the concession, or a direct payment to the State.

- *Total concession revenue.* This bidding factor cannot be used together with the following factors: rate charged from users, period the concession is in effect, or minimum guaranteed revenue.
- *Environmental considerations.* Such as noise, the aesthetics of the works, impact mitigation of projects, environmental, and others.

Subsequently, the MOP (Ministry of Public Works) has offered contracts with additional guarantees related to minimum revenues or overall revenues for the concession. The concession companies have been able to access foreign exchange insurance specifically linked to the repayment of their external borrowings, according to which the State would pay the concession company the excess costs incurred by servicing the debt if the exchange rate increases more than 10%, and based on the same principle, that the concessionaire pays the State the lesser cost of servicing the debt if the currency drops more than 10%.

In 2002, the MOP included an income distribution mechanism for negotiating additional works to the existing concessions. This compulsory compensation mechanism means that the State guarantees the concessionaire a certain level of revenue at present value for the entire concession term. Under this compensation agreement, the total guaranteed revenue, established based on a growth rate which is then discounted at a fixed annual real rate⁴⁷. The concession finishes when the real revenue's present value for the concession reaches the guaranteed value, therefore transforming a fixed-term contract into a variable one. If the concession has not received the guaranteed income by the maximum term stipulated in the relevant concession law, the State will subsidize the difference⁴⁸. The premium for this insurance will vary, based on the guaranteed revenue levels, and shall be payable in the form of additional works for the same concession. During 2003 and 2004, five companies chose to adhere to this revenue distribution mechanism.

Both private companies and individuals may submit proposals to the MOP for consideration and ultimately manage a bidding process to award a concession. The MOP may reimburse bidders for the cost of the proposal or at least a part thereof. Subsequently, if it is approved, the concessionaire receives a compensation for the concession bid.

The MOP carries out the bidding process of a project, in which the relevant companies shall bid; from among the technically accepted proposals, the most attractive proposal will be awarded the project. The awarded company must be an established

⁴⁷ In the contracts for revenues distribution system, a real annual discount rate of 9.5% has been established.

⁴⁸ This system has been widely questioned (see Engel *et al*, 2008) given that the value of guaranteed revenues is determined in a bilateral negotiation –between the State and the Concessionaire- instead of through a bid, and therefore an efficient result cannot be guaranteed from the perspective of costs.

company with which the State is deemed to have entered into a concession contract⁴⁹. The company awarded the concession shall build and fund the infrastructure project; the project will then be operated by the company and a fee will be charged for the service provided for an extended period of time, between 10 and 30 years. Once this period has ended, the infrastructure will be transferred to the State⁵⁰. This system, selected as the most appropriate, is the BOT (*built, operate and transfer*).

The concessionaire must build the project based on stipulated terms and must maintain certain quality standards, providing an uninterrupted service level based on the winning bid; the company awarded the concession will otherwise be subject to fines and even the concession's suspension or cancellation⁵¹. The MOP will supervise and tax the project's construction and operation, either directly or by outsourcing it to specialized private companies. In the event of a disagreement between the MOP and the concessionaire, the law provides for an arbitration mechanism led by expert witnesses in advance, in order to resolve any potential conflicts.

It must be emphasized that without clearly strengthening the property rights, it is difficult for concession programs to be successful. The reforms carried out in Chile during the '70s considerably strengthened the property rights, in such a manner that the legislation has effectively removed the fears of expropriation.

In Chile, charging tolls to use highways has a long tradition which extends throughout the country. Therefore, the residents in Chile have incorporated and accepted being charged to use public infrastructure. The concession system has extended this practice to other types of works such as urban highways, without any major opposition on the part of public opinion. The fact that a paying culture exists among citizens has contributed to reduced risks of these projects⁵².

4.3.3) Current Discussion Increase efficiency in the concessions system⁵³

Delays in infrastructure projects

The time that elapses from the beginning of the bidding process for a road infrastructure project until the operation definitively begins is five and a half years, according to the estimates from the Construction Chamber of Chile, who took the average of four road projects executed in the city of Santiago. It is important to point out that from the beginning of the bidding process until the works begins, a year goes

⁴⁹ The objective of the obligations is to constitute a concession company to facilitate financial direction and prevent any fraud to the Tax authorities.

⁵⁰ It is important to state that the State is always the owner of the infrastructure work.

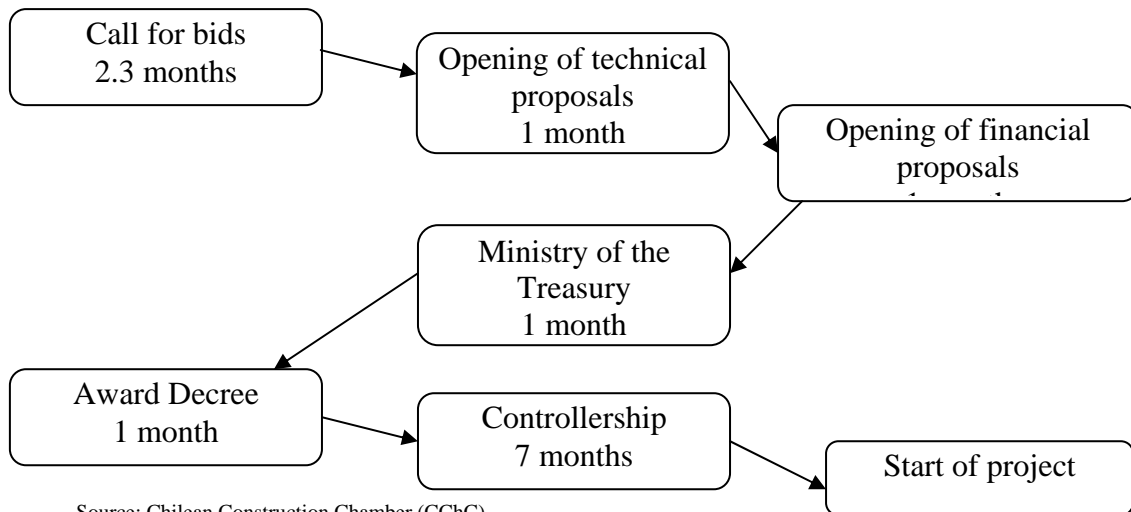
⁵¹ On August 1, 2008, the MOP set terms for an infrastructure concession for the first time. The concession that dated from 1994 had serious maintenance and safety problems; in addition, due to the high cost of the toll the concessioned road of Camino de la Madera S.A. was rarely used.

⁵² One of the urban road work concession costs was that its implementation meant presenting a proposal to adjust rates of use of the current road, especially in the areas and times of greater congestion, which potentially would have been a more efficient alternative from the environmental and urban development point of view.

⁵³ A good part of this section is based on the work of Engel *et al* (2008).

by. The remaining four and half years correspond to the period of construction (31 months), and temporary start-up (24 months).

DIAGRAM 4.1 : Infrastructure Bidding Term.



The amount of time needed for a project is unknown by the MOP before calling for bids. This period of time includes the identification of the project to be awarded, coordination with the candidates, development of a business model and the bidding conditions, and approval by the Ministry of Finance, etc. Diagram 4.1 shows the distribution of time in different stages that take place from the bid solicitation to the beginning of the concession project.

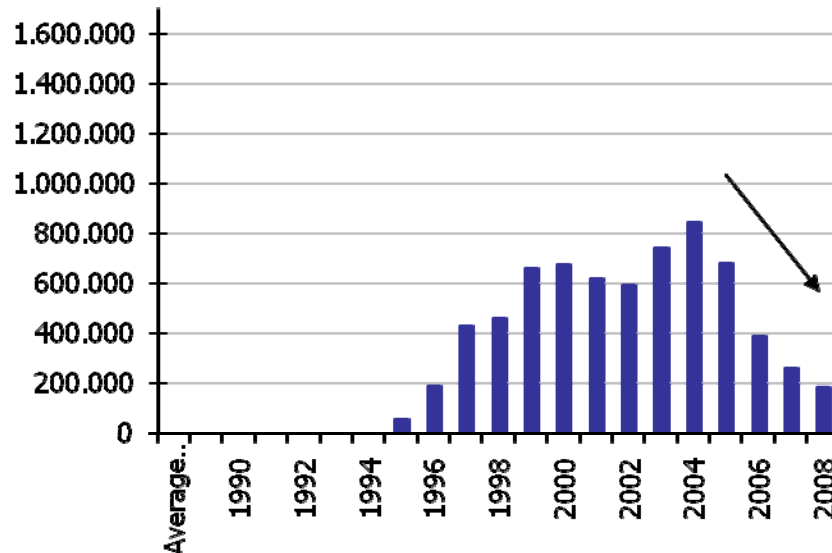
Regarding the concession of improvement projects, the Construction Chamber of Chile estimates that on average, from the request for improvements until the beginning of engineering 25 months go by. From that period, 22 months elapse in the MOP, then one more month in Treasury, and finally 2 additional months in Controllershship. In the above case, five improvement concessions were considered.

Although the amount of time is substantial, the complexity of the process limits a process that is excessively quick, however, it is possible to reduce the processing time involved between the call for bids and the beginning of the works.

Nonetheless, the amount of time a project is in the MOP before being called for bidding is of greater concern. From the peak reached in 2004, the amount invested in public works concessions has been decreasing (see Chart 4.3). The need for greater state participation in future projects, either through subsidies or regulations, imposes greater complexity to the contracts and therefore the process. Efficient and flexible mechanisms must be sought, which can set the pace for a renewed drive into the concession system in Chile. On the other hand, it is also evident that this type of project operates with declining performances: the first projects were all of high private and social

profitability, but as the more complex bottle necks were resolved, marginal projects were increasingly less transparent.

CHART 4.3. Infrastructure Investment in Transportation by Concession (in million USD)



Source: In-house, based on MOP, Midelpan, and CChC.

Fiscal cost for concession system: contingent liabilities

As was previously stated, under the infrastructure concessions system in Chile, that includes PPA, the State has followed a policy of offering coverage for concession companies. This has changed the role of the State in matters of public works, since the State went from providing funding to being a guarantor for projects. This change in status involved the release of resources by means of reducing public expenditure, given that now the net position of the Treasury changes when coverage is offered, not when it is undertaken.

The guaranteed minimum revenues mechanism is protection that the State provides the concessionaires against demand risk, and is activated in case there is not enough to cover a specific level of revenues. The cyclical character of this potential expense should be emphasized; the situation is delicate given that the greatest occurrence of this expense would take place at a time when there is lower level of revenues. An important part of fiscal revenue comes from income and consumption taxes; an expense that is inversely correlated with GDP would be inversely correlated to fiscal revenues.

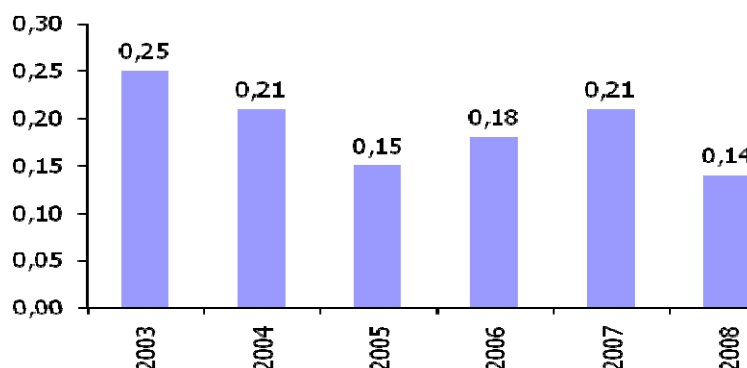
In short, although the concessions system has limited the actual expense carried out with the purpose of increasing the amount and the quality of the infrastructure, an important number of contingent liabilities have been created.

According to the Budget Office (Dipres by its abbreviation in Spanish) of the Ministry of Finance, the maximum exposition of the Treasury for this concept in 2007 and 2008 reached 3.5% and 3.72% of GDP, respectively. These amounts are obtained by calculating the amount the State would have to pay if there was no demand in the concessions that took part in the guaranteed minimum revenues. The Budget Office (Dipres) has also estimated the expected current amount of the current net minimum revenue guaranteed in the participation agreements on revenues, which activate when the demand exceeds expectations. As seen in Chart 4.4, this figure reached 0.14% of GDP in 2008, while it reached 0.25% of GDP in 2003. A reduction of the expected current expense amount for minimum revenues guarantees is due to the high growth rate of the flow of demand of road constructions during the last years.

Finally, it is important to emphasize that Dipres estimates a probability of less than 1% that the current amount of all minimum revenue guarantees in the concession system exceed 0.5% of GDP in 2008.

As required by law, the MOP must make decisions in mutual agreement with the Ministry of Finance regarding guarantees and any other type of financial commitment to be executed under the framework of the concessions system. The MOP should submit to the Ministry of Finance a matrix of fiscal risks identified in the potential concession. In addition, the Ministry of Finance must sign a supreme decree that awards the concession, and sign any amendments to the concession contract. In this manner the institutional counterweights are established that protect the fiscal budget for an unjustified exposure to contingent liabilities.

Chart 4.4 : Net Contingent Liabilities of the Concessions System, related with the MRG (% of GDP each year)



Source: Dipres, Ministry of Finance.

Renegotiation of concession contracts

It must be kept in mind that the *per se* concessions don't allow the State to save resources or increase social welfare. Only to the extent that the concession system is more efficient than public provision would there be gains for society. In a strict sense, the State could issue debt to carry out the infrastructure project, and would then finance the debt with future revenues that come from tolls, taxes, or any other source of public resources. Whether to undertake major future expenses or limit future revenue has the same effect: reducing the public budget. Indeed, if the private sector is exclusively more efficient than the public sector, then there is an increase in the general social welfare by licensing infrastructure; in addition, it is the State's obligation to guarantee productive efficiency by enlisting the private sector and then transferring the gains to society.

Currently, the National Congress is debating a reform of the Concessions Law, which seeks to perfect some aspects that have been observed as the system has matured. Although, the concessions system thus far has been extremely beneficial for the country, allowing it to considerably raise the stock and quality of infrastructure in Chile; the possibility of improving some aspects related to transparency and conflict resolution is under consideration.

As a result of the significant expansion of infrastructure that the concession system in Chile has produced, new projects could have a lower private and social profitability. Therefore, the errors could lead to the execution of projects with negative social profitability. Many of the new projects will not be privately profitable, and therefore will require state subsidies. That is why it will be necessary to raise the quality of contracts and the concession processes, in order to avoid, for example, excessive subsidies of concessionaires and/or the imposition of expenses and unnecessary investments on the concessionaires. These inefficient situations could eventually prevent social profitability.

Legislation based on current competitive bids have presented some problems. As emphasized by Engel *et al* (2008), the renegotiations of concession contracts have occurred often and have included significant figures. The authors indicate that on average, each concession has been renegotiated three times and the average transfer to concessionaires has been approximately US\$ 2.81 billion (CLP 1,825 billion). In other words, 25% of all resources invested in infrastructure through the concessions system was added after the project was awarded. Additionally, more than half of the renegotiations and 83% of the amounts granted resulted in bilateral negotiations between the Ministry and the concessionaires. Only the remaining 17% was awarded through conciliatory commissions or mediation.

Frequent renegotiations of significant amounts negatively impact the system's efficiency beyond the general principle that states that "a bilateral negotiation is

dominated by a competitive bid"⁵⁴. A bilateral negotiation in which it is not clear how fair compensation for the concessionaire by the authority is determined is by definition not competitive. This encourages the rise of higher payments than those considered as normal. From another perspective, we can argue that the company with the greatest lobbying capabilities will have advantages in the bid, submitting more attractive offers under the premise that they will achieve greater income in future bilateral negotiations. In addition, the MOP could neglect the design of the projects by having a chance to correct it afterwards. In short, renegotiations don't guarantee that a competitive price will be agreed upon, it leads to adverse selection, and encourages the lack of *accountability* on the part of the authority, all of which results in excessive project costs.

Finally, renegotiations allow for greater fiscal irresponsibility since the government can incur debt without going through the budgetary mechanisms stipulated in the Chilean legislature. A renegotiation constitutes a debt to the extent that the State incurs greater economic commitments, for example, by increasing subsidies or directly transferring resources to the concessionaire. Since a concession is a contract entered into by a State and a private entity in which expenses do not arise in the short term, it is not necessary that they are included in the Budget Law nor introduced in a special Law before the Congress, because they are treated the same as any expenditure incurred by the Government in accordance with Chilean legislation. In fact, according to Engel *et al* (2008), during renegotiations only a third of commitments that the State acquires correspond to the obligations for the current government in the administration, and the rest falls on those who follow.

Law of Concessions Amendments

After verifying the shortcomings described in the foregoing points, the government of President Michelle Bachelet, in July of 2007, created a concessions system reform bill. In that document it states that "The public policy's objective is focused on guaranteeing compliance of certain levels of service and technical standards, increasing the transparency of contracts while simultaneously safeguarding the conditions of free competition and equality in the award process, perfecting the mechanism to resolve conflicts, and providing the State with more efficient tools to preserve fiscal interest". The bill, which is currently in the second constitutional process stage, seeks to perfect the current system and not replace it.

Among the main changes included in the project is the emphasis on establishing the concessionaires' obligation to maintain the level of service and technical standards according to the contract executed as the governing principle of the system. In addition,

⁵⁴ Bulow and Klemperer (1996), cited in Engel *et al* (2008).

it intends to establish the possibility of conducting pre-qualifying processes of concessionaire candidates, and to be able to limit the number of candidates in the case of very complex projects. The concessionaire can request economic compensation as a result of an action from the authority in only specific circumstances. The objective is to clearly and precisely establish the situations that would give way to economic compensation for concessionaires. If as a result of the amendments, the new investments required exceeds 5% of the initial infrastructure budget of the MOP (Ministry of Public Works) during the period of management, and this is equal to or higher than UF 100,000 (US\$ 4.2 billion), the implementation shall have to be tendered by the concessionaire awarded under the supervision of the MOP.

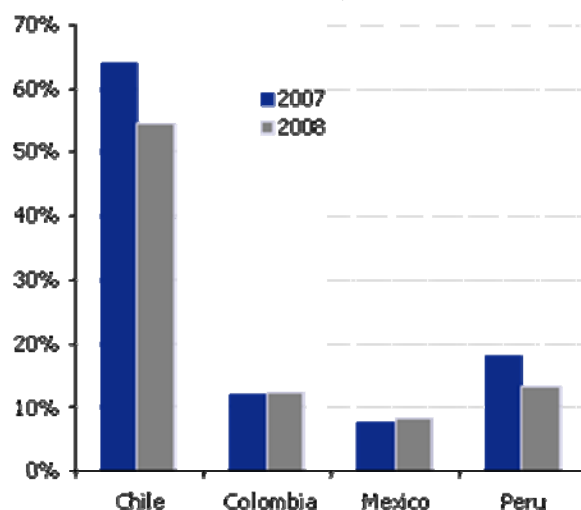
In addition, maximum terms are established to fulfill a series of processes that the MOP must implement. The powers to sanction are extended, as well as the authority to inspect and supervise, and the concessionaire shall have the obligation to provide truthful information in a timely manner.

It is important to highlight that these reforms shall not apply to the bidding concession contracts prior to the enactment of the future law, unless the concessionaire chooses to accept the new law.

4.4) Pension funds and infrastructure investment

In developing economies with shallow capital and financial markets, long-term investments are not usually available. This is why the main sources of national capital are pension funds and insurance companies. These have an important capacity for investment given that the majority have currently available resources, although their obligations are long-term.

Chart 4.5 : Pension Funds (% of GDP 2007-2008)



Source: ERD BBVA

As seen in Chart 4.5, pension funds have accumulated massive amounts of capital in comparison with the whole economy, which relates to the time that has elapsed since the reforms were implemented and the high profitability of these investments (9.19% real annual average since June of 1981 to July of 2009). As already established, Chile was the first country in Latin American to implement an individual pension fund structure, and therefore it is the country with the greatest amount of pension funds as a percentage of GDP ⁵⁵.

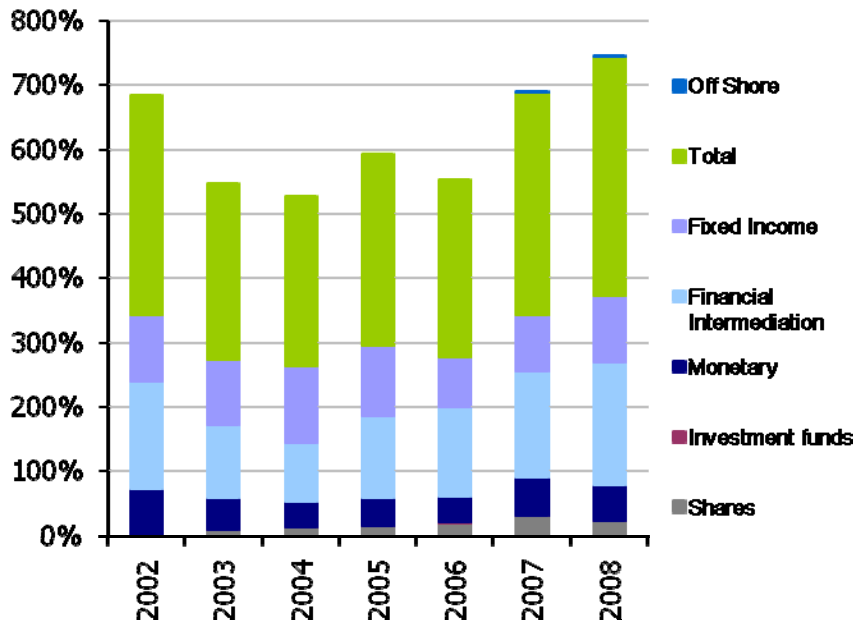
The pension funds in Chile can invest exclusively in financial instruments and the sole objective with regard to investments from the PFMs is to achieve the maximum returns possible with reasonably limited risk.

There are two ways in which pension funds can invest in the infrastructure sector. The first includes the purchase of stocks and bonds issued by privatized infrastructure companies, such as electricity, health and telecommunications companies (indirect investment). The second corresponds to the purchase of bonds from concession companies of infrastructure projects (direct investment).

The acquisition of stocks and bonds from private infrastructure companies, except at the time the instruments are issued, does not necessarily constitute financing for new projects, or increasing or improving existing infrastructure. That is to say, the acquisition of stocks and bonds from companies is not investment, in the economic sense of the word. This does not imply that pension funds have not contributed to the increase in these types of infrastructure investments (electricity, telecommunications, health, water and gas distribution sectors). The investments made by pension funds have had a positive effect on said sectors in an indirect manner, by deepening the financial system. Pension funds manage huge amount of resources (US\$ 102,221 million in July of 2009) and a large part of these are invested in the domestic market (64.8% to July 30, 2009). This has contributed to stimulating the depth of the national financial markets, increasing the availability and alternatives for capitalization for Chilean companies, and specifically aiding those for who manage or construct infrastructure for a living.

⁵⁵ Chile carried out its reform in 1981, Colombia and Peru in 1993, Argentina in 1994, and Mexico in 1997.

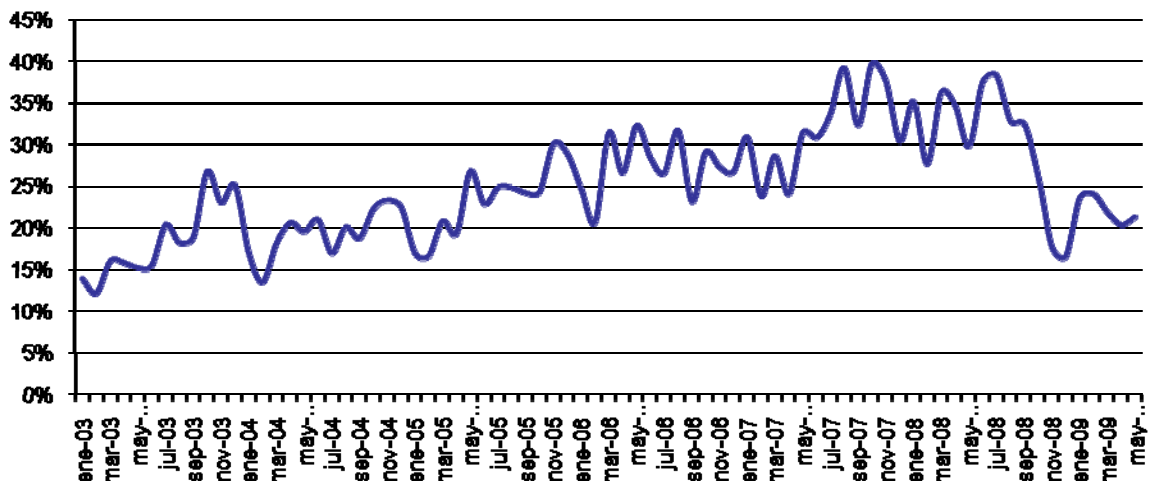
CHART 4.6. Annual operations in Chilean capital markets (% of the GDP)



Source: AFP Provida.

In addition, investment requirements in pension funds materialize over prolonged periods of time, which energizes and provides stability to the market. Although pension funds have been an important catalyst of investments in infrastructures in Chile, the improvements in the individual fund system are closely related to the contributions to the economy in Chile through contributions to improvements in the financial and capital markets. Charts 4.6 and 4.7 demonstrate how, despite the Chilean economy's continuing development, its financial market has reached a certain depth.

CHART 4.7 : Forward operations amount (% of GDP)



Source: AFP Provida.

4.4.1) Investment in infrastructure sector companies

According to data from the Pensions Commission of Chile, the investment of pension funds in stocks and bonds of companies in the electrical, telecommunications, and water sectors reached US\$ 9,979 million (CLP 5,640 billion) at the end of May of 2009 (see Table 4.1).

TABLE 4.1 : Pension funds investment in stocks and bonds issued by companies from the electricity, telecommunications, natural gas and water sectors (May 29, 2009)

	Shares		Bonds		Total	
	MMUS\$	Pension Funds %	MMUS\$	Pension Funds %	MMUS\$	Pension Funds %
Electric	5.485	5,9	2.133	2,29	7.618	8,19
Telecommunications	864	0,93	325	0,34	1.189	1,27
Natural gas and water	329	0,36	833	0,85	1.162	1,21

Source: Superintendencia of PFA.

Table 4.2 shows the correlation between the share from each of the five types of funds and the stock market sub index in Chile, which corresponds to the utility sectors (electricity, gas and water) and telecommunications between March, 2006 and March, 2009. The correlation between the funds and the share index is low, specifically in the case of the telecommunications sector. It is expected that no instrument will show an elevated correlation (above 0.8) with the pension funds, given that they are highly dispersed. The pension funds in Chile as of December, 2008 had invested in more than 48 thousand different instruments, from more than 500 sources, located in approximately 60 countries. Therefore, no specific instrument should contribute to the reduction of pension funds portfolio risk, given that their portfolio risk is equal to the systematic risk.

TABLE 4.2 : Correlation Coefficient: IPSA profitability by sector and nominal profitability of the share for each pension fund type (from March, 2006 to March, 2009)

	A	B	C	D	E
Ipsa sectorial Utilities	0,44	0,50	0,58	0,61	-0,02
Ipsa sectorial Telco.	0,22	0,26	0,33	0,32	-0,20

Source: AFP Provida.

4.4.2) Investment in new infrastructure projects

In general, financing infrastructure projects is very complex due to: i) their long-durations (15 to 30 years) that require a deep capital market, ii) the large sums involved, and iii) physical assets that cannot easily be pledged.

As shown, the individual pension fund system accumulates a significant amount of resources that can be invested long term. This happens in a context in which developing economies (either because they lack a dimension or lack the necessary depth of their financial and capital markets) are not able to absorb all these resources without incurring high costs in terms of risk or profitability for the pension funds. While this happens there are unsatisfied investment needs in these economies (such as infrastructure projects) which not only deliver attractive private returns to the funds, but also generate many social benefits by promoting growth, competitiveness, and equality in these countries.

Nonetheless, there are regulations that typically are present in countries that have implemented a private pension system that limit pension fund involvement in private infrastructure projects, particularly in financing new infrastructure projects or through the *project finance* of infrastructure.

The pension fund investment regulations that hinder participation in financing new projects⁵⁶ are:

- *Rating*: It is required that values are rated by an independent risk-rating agency to assess risk properly.
- *Liquidity*: Broadly speaking, the holding of securities that cannot be traded or lack a significant level of liquidity is forbidden or limited. This is to make portfolio valuations easier and more transparent. There are even regulations that establish specific liquidity ratios.
- *Valuation standards*: The majority of regulations require an estimate of the portfolio at market value, which can produce a bias towards investments that are frequently traded. This makes infrastructure investments difficult, as the instruments used to fund these assets are not often bought and sold.
- *Allowed Investments*: By setting up individual fund systems, this leads to the implementation of fairly restrictive standards in terms of the type of instrument that can be invested in. Subsequently, in a progressive manner, and at the same time as capital markets develop and confidence in the system grows, the regulation starts to allow investment in different instruments.
- *Performance Assessment* The performance of Pension Fund Administrators (PFA) of Chile are assessed by the return reached by each fund every month. The law requires that real annual profitability of each fund is to be at a higher

⁵⁶ Following Vives, 1999.

level, established as "minimum". The minimum profitability is established in relation to the average real annual profitability level of all the same type of funds in the past 36 months. If the real annual profitability of a fund is, during a specific month, lower than the minimum profitability, the Administrator shall compensate the fund for the difference. This encourages mob behavior, where the variation in the composition of portfolios among administrators is very low, given that there is a preference for investment in instruments that are relatively short-termed, with low risk, and thus minimize the possibility of moving away from the average profitability of the system.

The pension funds investment regulation prevents them from being invested in companies without a representative track record, particularly companies that do not have a 3-year record of audited balance sheets, with the last 2 years posting operating profits. In general, pension funds cannot invest in companies that, given the absence of a relevant track record, cannot be rated or given an investment grade.

As it was previously described, Chile's concession system obligates successful bidders to incorporate as a concessionary company, who shall execute and explore the public works awarded. That is to say, the issuing company does not have a track record, capital, or independent resources apart from the project awarded. Consequently, it does not qualify as an investment acceptable for pension funds.

The logic behind these regulations is to protect the pension funds from taking excessive risks. In a *project finance* or new project financing, the risk of investment is equal to the risk of the project, given that the instrument's backing comes from future returns of the project, unlike what occurs when purchasing traditional financial instruments that are backed by an operating company's assets.

Initially, the participation of pension funds in financing infrastructure concessions was limited. The authorities expressed that even though the regulations' aims were relevant, it must be possible to create alternative solutions or regulations to help pension funds invest in these projects. The Ministry of Finance and MOP (Ministry of Public Works) requested a study in order to assess the feasibility of developing a new instrument to help pension funds take part in infrastructure funding. Such instrument had to be an attractive investment vehicle for pension funds, but at the same time, a good financing alternative for companies awarded concessions. As a result of this research, the *Infrastructure Bond* was created in 1998.

4.4.3) Bond characteristics for infrastructure concessions

Bonds for infrastructure concessions can be issued both before and after the infrastructure begins operating. In both cases, the bond is backed by the concession's future income, meaning that the main funding element is the flow from tolls and other

operational income. Even though there are different ways to structure a project's financing, the specific form that is adopted shall have the characteristics of the concession, access and cost of banking products, the structure of the market in which the financial instruments are intended to be issued, as well as accessibility to the financial market.

The principal client for the infrastructure bonds, due to their higher rates and long term maturity, are institutional investors: life insurance companies and pension funds. These investors don't necessarily coincide fully in their preferences for the fixed interest characteristics of these instruments. While life insurance companies show great interest for instruments that allow them to meet their long term obligations, pension funds do not authorize long term issuances, demonstrating a large bias towards relatively short investments. In addition, the regulation that seeks to be compatible with insurance companies requires a fixed coupon rate for long term bonds rated BBB (or higher) with no prepayments. For their part, the pension funds are evaluating the investments' internal rate of return (IRR), which in the case of bonds translates into not having a preference in relation to the characteristics of each coupon rate or the existence of prepayments. Finally, even though pension funds prefer issuances in UF⁵⁷, the insurance companies require--as a result of the corresponding regulation--that long term instrument terms be stated in UF.

An additional factor to consider is the lower liquidity of the corporate bond market in Chile, which is due to the relatively low frequency of issuances and why the pension funds tend to purchase them and keep them in their portfolio until the maturity date. Both situations have resulted from deep deficiencies in the debt market in the country. The lack of continuity in the market does not have any major effects on the demand from insurance companies, but it does have a negative effect on pension funds.

A fundamental aspect that bond investors assess is the rate of risk. This is particularly significant for institutional investors, given that there are regulations that directly refer to the necessary rating of the financial instruments in their investment portfolios. This risk rating is basically an opinion regarding the probability that the bond issuer will comply strictly with the commitments acquired in the bond issue contract. Unlike other risk analyses (such as those used in banking), the rating places special emphasis on the full and timely payments stipulated in the bond. Therefore, a bond that delays its coupon payment immediately falls into *default* and is rated a D, even if the creditors don't necessarily lose their investment. Finally, the risk rating does not place great significance on the existence of guarantees that are not immediately executable.

To rate a bond issued by a road infrastructure concession company, the estimated traffic will be important, given that it will determine the expected capacity to generate

⁵⁷ UF is a unit of account that can be continually adjusted to inflation. As to May 30, 2008, a UF was equal to US\$ 42.

income flows to compensate the investment and operation expenses; in other words, the demand will be the most important factor when it is time to rate the project. Typically the future demand for a road infrastructure is one of the most complex estimates that must be done in order to evaluate the project.

If there are subsidies or other state support, such as a guaranteed minimum revenue, these may also be relevant to determining the projected cash flow, and therefore, the investment grade given the instrument that finances this project.

With pre-operative bonds, the risk of the instrument increases given that in addition to the uncertainty regarding future demand, the risk of construction is included. In order for one of these instruments to reach an investment grade rating it must have a legal and financial structure that covers all relevant risks during the construction stage. The alternatives in order to limit pre-operative risks are: buy insurance and/or third party guarantees, or execute lump-sum or turn-key contracts; these solutions transfer the risk of construction to the concessionaire or the financial institutions involved to the building company that executes the infrastructure. Using these mitigation mechanisms, the risks during the pre-operative period are reduced to maintain expense levels in line with the budget, comply with technical demands, and finish the work within the initial stipulated term. A delay in starting up service, either as a result of construction delays or the need to perfect the works in order to comply with the technical demands may represent a serious obstacle, given that the delays could prevent that the bond comply with the commitments on time, falling in *default*, unless the concessionaire obtains financing for the bond payments until it starts receiving revenues.

The existence of legal structures and contracts that protect the holders of bonds is fundamental in the rating of bonds. According to Standard & Poor's⁵⁸, legal safeguards that are key for this type of bond are:

- *Guarantees for bond holders*: In 1996, "a special pledge for public work concession" is created in Chile that may side with the right of a public works concession regarding the payment agreed to by the State to the concessionaire and regarding the company's revenues.
- *Rate adjustment mechanism*: in Chile the flexibility of rates are limited to a maximum amount per type of vehicle and to levels of traffic established in the concession contracts. However, the rates are indexed to inflation and include an increase in real terms during the period of the concession.
- *Preferred debt*: Chilean regulation forbids the issue of preferred debt.
- *Establishing a reserve account that allows for coverage of obligations for up to one year*: Chilean law considers the possibility of voluntarily stipulating during bond issuance the establishment of a special guarantee fund for the

⁵⁸ In Feller Rate, 1998.

benefit of holders. The majority of bond issuance contracts for infrastructure in Chile have set up reserve accounts to finance bond payments.

- *Structure in which the issuer is the owner or controller of the infrastructure works:* in Chile, the law sanctions detachments of essential assets by title issuers; if that occurs the full bond payment is triggered. The bonds issuer for infrastructure is the concession company that controls the infrastructure project. If the concession company wanted to end the concession, it would have to pay all debt obligations arising from the bonds.
- *Exclusive draft from issuer:* Chile's concession system requires that the concession company incorporate as a concessionary or vehicular company, whose sole purpose would be to build and operate the concession.
- *The issuer's autonomy in the event of bankruptcy:* Chile's legislation establishes that in the event of bankruptcy, the legal security (in this case "special security for public works concession") will be excluded from the net worth of the person who filed for bankruptcy proceedings, for which they may only be attached to by creditors, hence bondholders may collect the total amount owed to them. In the case of infrastructure bonds, the creditors will have to state whether to auction the concession or continue, in effect, with the concession business activity. If there is no agreement, the concession shall proceed to be auctioned in order to reimburse its capital.

In addition, and closely related to the criteria regarding the legal structure for the protection of bond holders, it is fundamental to evaluate the quality of the institutions and the economy of the country in which the concession was granted. The quality of the institutions and its political stability guarantees that legal commitments are effective and not merely nominal. In that regard, it is important to highlight that in March, 2009, during the world economic and financial crisis, Standard & Poor's gave Chile an AA rating with a stable prospective, and cited their fiscal discipline, stability, economic predictability and solidity of public institutions in their press release.

In the infrastructure bond rating reports, the Chilean State's commitment to the concessionary system has always stood out as a strength, which is evidenced in its efforts to create a defined institutional framework to develop these investments⁵⁹.

Taking into consideration the previously described restrictions, the infrastructure bond was developed in 1998 in order to allow funding for concessions. The infrastructure bond is a debt document issued by companies awarded concessions. As a result of the insurance companies' (one of their primary suitors) matching regulations, the bonds have no pre-payment option. In general, infrastructure bonds are 100%

⁵⁹ See Ley de Concesiones de Obras Públicas (Public Works Concessions Law.)

guaranteed by insurance policies issued by international insurance companies⁶⁰, which gives them an external credit backing that enables them to achieve better ratings by replacing the issuer's risk with that of the insurance company.

In Chile, two types of infrastructure bond issuance contracts have been developed:

1. *Pre-operative Bond*: The bond is issued once construction on the public work has begun and before it is finished. This is a bond to finance a project or *project finance*, given that the debt will be used to carry out a project and the payment of this debt fully depends on its success. A successful placement should raise funds that allow for financing costs incurred up to the moment of issuance, and those that materialize up until the project is operational. These bonds have been irrevocably and unconditionally guaranteed by international insurance companies, which guarantee full payment of the principal and interests outlined in the issuance contract. The Variante Melipilla concession bonds were issued in June of 2003, with a rating of AA- by Feller Rate; this was the first pre-operative bond that did not have backing from an international insurance company. This bond was structured on the base of subsidies and minimum guaranteed cash flows, estimated net operational expenses⁶¹. In addition, it has a *performance bond* type policy in the construction contract, which mitigates the risks during the period the work is under construction.
2. *Operational Bond*: This bond is issued during the public work's operational stage, in other words, once permission has been given by the MOP to start operating the infrastructure and the concessionary company is fully entitled to operate and exploit the project. This is a pure *revenue bond*, since the debt is issued to fund a finished project and, and the debt repayment is exclusively backed by the project's future revenues. The issuance should raise the full investment pre-payment, carried out for the construction of the work. Typically the concession company has turned to bank loans, meaning that the amount issued must cover the repayment of principal, interest, and other related costs.

Table 4.3 shows a list of Chilean infrastructure bonds, with some of their characteristics.

⁶⁰ It has been argued that in the case of Chile, especially with operational bonds, it could lead to a situation of over-reduction of risks.

⁶¹ As of July, 2009, the concessionaire has not been able to collect state compensation for minimum revenues guaranteed.

TABLE 4.3 : Chilean Infrastructure Bonds

BOND NAME	SERIES	U.F. AMOUNT	ANNUAL RATE	ISSUE DATE	BOND DURATION	PAYMENT Frequency
SOC. CONCESIONARIA RUTAS DEL PACIFICO (CONCESSION COMPANY)	A	1,000.000	5,50%	09.04.02	11 years	Semi-annual
	B	10.423.000	5,80%	09.04.02	22 years	Semi-annual
	C	1.000	5,80%	09.04.02	22 years	Semi-annual
SOC. CONCESIONARIA AUTOPISTA DEL SOL (CONCESSION COMPANY)	A	4.325.000	5,80%	09.05.02	16 years	Semi-annual
	B	1.215.000	5,80%	09.05.02	16 years	Semi-annual
	C	970.000	4,00%	28.06.06	12 years	Semi-annual
SOC. CONCES. AUTOPISTA LOS LIBERTADORES (CONCESSION COMPANY)	A	1.360.000	5,00%	09.04.03	8 years	Semi-annual
	B	2.252.000	5,80%	09.04.03	23 years	Semi-annual
	C	1.199.200	3,40%	18.01.07	18 years	Semi-annual
SOC. CONCES. AUTOPISTA INTERPORTUARIA (CONCESSION COMPANY)	Single	990.000	4,25%	26.01.06	24,5 years	Semi-annual
SOC. CONCES. MELIPILLA S.A. (CONCESSION COMPANY)	Single	660.000	6,50%	17.07.03	21 years y	Semi-annual
AUTOPISTA DEL MAIPO SOC. CONCESIONARIA (CONCESSION COMPANY)	A	5.800.500	4,85%	13.10.04	21 years	Semi-annual
	B	6.000.500	3,20%	20.12.06	24 years	Semi-annual
TALCA-CHILLÁN SOC. CONCESIONARIA (CONCESSION COMPANY)	A	4.821.000	8,15%	13.11.98	9 years	Semi-annual
	B	5.650.500	2,75%	30.06.05	14 years	Semi-annual
	C	1.124.500	3,50%	26.10.06	15 years	Semi-annual
RUTA DEL BOSQUE SOCIEDAD CONCESIONARIA (CONCESSION COMPANY)	A	7.801.000	6,30%	21.03.01	20 years	Semi-annual
	B	1.500.000	3,36%	16.11.06	23 years	Semi-annual
RUTA DE LA ARAUCANÍA SOC. CONCESIONARIA (CONCESSION COMPANY)	Single	7.231.000	7,30%	01.08.00	20 years	Semi-annual
SCL TERMINAL AEREO SANTIAGO S.A. (CONCESSION COMPANY) SOC. CONCES.	Single UF	2.961.000	4,00%	17.11.04	15 years	Semi-annual
SOC. CONCESIONARIA AUTOPISTA CENTRAL (CONCESSION COMPANY)	Single UF	13.000.500	5,30%	25.09.03	22 years	Semi-annual
SOC. CONCESIONARIA VESPUICIO NORTE EXPRESS S.A. (CONCESSION COMPANY)	Single	16.000.500	5,30%	24.06.04	24,5 years	Semi-annual
	A	1.900.000	5,00%	11.12.03	13 years	Semi-annual
	B	7.600.000	5,50%	11.12.03	21 years	Semi-annual
SOC. CONCESIONARIA AUTOPISTA VESPUICIO SUR S.A. (CONCESSION COMPANY)	A	5.000.500	4,59%	11.11.04	24 years	Semi-annual

Note: UF is a unit of account that can be continually adjusted to inflation. As of May 30, 2008, a UF was equal to US\$ 42.

FOREIGN MARKET

	SERIES	U.F. AMOUNT	ANNUAL RATE	ISSUANCE DATE	BOND DURATION	PAYMENT PERIODICITY
AUTOPISTA DEL MAIPO SOC. CONCESIONARIA (CONCESSION COMPANY)	Single US\$	421.000.000	7,373%	29.08.01	21 years	Semi-annual
SOC. CONCESIONARIA AUTOPISTA CENTRAL (CONCESSION COMPANY)	Single US\$	250.000.000	6,223%	15.12.03	22 years	Semi-annual
SCL TERMINAL AEREO SANTIAGO S.A. (CONCESSION COMPANY) SOC. CONCES.	Single US\$	213.000.000	6,95%			Semi-annual

The majority of infrastructure bonds initially issued in Chile have corresponded to expansion and improvement of existing infrastructure, which positively impacts the rating, because it significant decrease the uncertainty regarding the costs of construction, and thus the demand estimate is significantly simplified, given that there is prior experience on which to project future revenues.

Operating expenses for road infrastructure concessions are considerably less than operating revenues and are more predictable. The expenses that represent a significant risk during the management stage of the infrastructure project are those pertaining to maintenance, which in general involve higher amounts. The concession companies have established reserve accounts to pay for these eventual expenses independently from the reserve account for servicing the debt. This is usually established starting from the operational revenues, once the financial commitments are met. On occasions, it is also established with part of the resources obtained from the bond issuance.

A very important aspect of the concession system's success, as well as the rating of the infrastructure bond, is the technical and administrative quality of the bidding companies. In general, the Chilean experience has included large international companies devoted to the construction of infrastructure works and administration, which has provided an additional guarantee of security that is related to the concessionaire's capacity to successfully carry out infrastructure projects.

In the case of Chile, it should be taken into account that the MOP (Ministry of Public Works) offers the bidding companies the possibility of benefiting from the minimum guaranteed revenues, in exchange for sharing a percentage of the benefits (around 50%) with the State when they exceed a certain threshold (generally 15% of the assets or equity).

The existence of a minimum guaranteed revenue reduces the uncertainty related with the projection of future demands⁶². This considerably raises the probabilities and conditions to obtain financing, which substantially improve the infrastructure bond. In fact, there are projects in which the presence of the minimum revenue guarantee can be critical for the infrastructure bond to reach investment grade; this happens when the risk of future demand is too high or where periods of lower revenues are expected⁶³. On the other hand, if the project presents a higher and more stable demand estimate, the insurance granted by the minimum revenue guarantee shall not be necessary to reach investment grade, although it could improve the risk grade obtained.

The projects that critically depend on the minimum revenue guarantees to insure cash flows must have additional liquid financing mechanisms. In the minimum revenue guarantee scenario, the State pays the difference between the effective annual revenue and the minimum guaranteed revenue for the following year. The concessionaire should be able to settle all the obligations that result from the bonds until the State makes the payment. Even though there is security regarding payment, which is reflected in the high rating achieved by the State of Chile, the contract establishes a one year period between the receipt of the lesser revenues and the payment. In addition, there is the

⁶² In general, the demand models overestimate actual traffic. According to an analysis by Standard & Poor--cited in Feller Rate, 2003--that took 32 concession distributed throughout the world, and find that in only 4 cases traffic was underestimated, while in all other cases there was an overestimate between 18% and 34% of the average.

⁶³ A project may have unstable revenues if, for example, the demand strongly depends on an economic cycle.

possibility that the State will be delayed, in which case it shall pay the principal plus interests related to the delinquency, given that contingent liabilities don't have a legal rating for public debt. To deal with this possible financial imbalance, the concession company will have to set up a reserve account or obtain a bank credit⁶⁴.

The State considers the undertaking of unprofitable, but socially beneficial, infrastructure concessions through its concessions mechanism. In those cases, it is established that the MOP (Ministry of Public Works) pays a subsidy to the concession company. The subsidy assumes a known amount indexed to inflation, which is established in the concession contract. The payment is made no matter what, thereby eliminating the demand risk and replacing it with the risk of the State of Chile. This eventually results in infrastructure bonds reaching investment grade once the estimated reasonable expenses become known. In addition, good administration is indispensable, given that as it was previously stated, there are circumstances that allow suspending the concession.

One alternative that has not yet been implemented in Chile, but which is theoretically feasible, is to issue securitized infrastructure bonds against the rights granted by the concession system to the concessionaire. In Chile, the Superintendencia de Valores y Seguros (Securities and Insurance Commission) established that only credit securities can be securitized, meaning that the right to receive tolls could not be considered as a securitized asset. State subsidies for unprofitable concessions could be considered a credit security, however, since an established payment schedule has been set out in the bidding contract. Chilean infrastructure bonds have been rated AAA when issued, except in the case of Melipilla and Autopista Interportuaria bonds, which were rated AA- and A+ respectively. As the *Feller Rate* rating agency states "all [infrastructure] projects awarded the AAA category have enough strengths to hold an investment grade from a risk perspective, both on a local and global scale; the awarded rating is a result of the issuer having an irrevocable and unconditional guarantee policy, granted by an international insurance company for full payment within the dates set out in the contract".

Nonetheless, as seen in Table 4.4, the recent *Subprime* economic crisis affected some insurance companies by decreasing their rating on a global scale; this has had a negative effect on some infrastructure bond ratings. Nevertheless, these bonds have maintained their investment grade and a rating above the one reached by the insurance companies in question. In effect, during the crisis, the insurance companies for the majority of these bonds, *XL Capital Assurance Inc* and *MBIA Insurance Corp.*, suffered consecutive declines in ratings until they reached the "BBB-" rating with negative perspectives. The reason for this is that concessions that backup bonds, in the absence

⁶⁴ To the extent possible, given that in general bond issuance contracts establish maximum limits of debt on the issuer. If these limits are not complied there are penalties, such as the activation of the full payment of issued bonds.

of guarantees, have maintained greater strength during the crisis than the actual insurance companies. As emphasized by *Feller Rate* in their press release on June 18, 2008, "despite the insurance bond ratings, in the future these may be affected by a fall, before a possible new rating on a global scale *XCLA*, and according to the current antecedents that *Feller Rate* has in regard to the issuance; it is possible to expect that the scope of the potential falls could be delimited by the corresponding subcategories to an "A" rating rank. The latter results from the bond ratings supported by the risk of the issuer, which would be first in a scenario in which the guarantor's capacity to pay the bonds is lower than the individual capacity of the issuer."

TABLE 4.4 : Risk Rating of Infrastructure Bonds

NOMBRE BONO	Emisión	2008	ago-09
SOC. CONCESIONARIA RUTAS DEL PACÍFICO	AAA	AAA	AAA, estables
SOC. CONCESIONARIA AUTOPISTA DEL SOL	AAA	AAA	AAA, estables
SOC. CONCES. AUTOPISTA LOS LIBERTADORES	AAA	A+	A+, negativas
SOC. CONCES. AUTOPISTA INTERPORTUARIA	A+	A+	A+, estables
SOC. CONCES. MELIPILLA S.A.	AA-	A-	A-, negativas
AUTOPISTA DEL MAIPO SOC. CONCESIONARIA	AAA	AAA	AAA, negativas
TALCA-CHILLÁN SOC. CONCESIONARIA	AAA	AAA	AAA, estables
RUTA DEL BOSQUE SOCIEDAD CONCESIONARIA	AAA	A+	A+, negativas
RUTA DE LA ARAUCANÍA SOC. CONCESIONARIA	AAA	AAA	AAA, estables
SCL TERMINAL AEREO SANTIAGO S.A. SOC. CONCES.	AAA	AA	A+, estables
SOC. CONCESIONARIA AUTOPISTA CENTRAL	AAA	AAA	AAA, estables
SOC. CONCESIONARIA VESPUCIO NORTE EXPRESS S.A.	AAA	AAA	AAA, estables
SOC. CONCESIONARIA COSTANERA NORTE	AAA	AAA	AAA, estables
SOC. CONCESIONARIA AUTOPISTA VESPUCIO SUR S.A.	AAA	A+	A+, negativas

Source: In-house, based on information from de Feller Rate, Humphreys, and Standard and Poor's.

On May 30, 2008 the PFAs maintained an investment of US\$ 1,957 million (CLP 1,105 billion) in infrastructure bonds on the national market. As shown in Table 4.5, the pension funds have investments in all bonds except the Melpilla, S.A. Concession Company. The current amount invested is equal to 42% of the amount issued, which constitutes the basis for the total investment carried out by the PFA on these instruments; this is because it has been several years since the majority of bonds were placed -none of them were bullet bonds- and to date, the bonds have already paid coupons, meaning that the total direct investment from the PFAs in infrastructure bonds exceeded 42%.

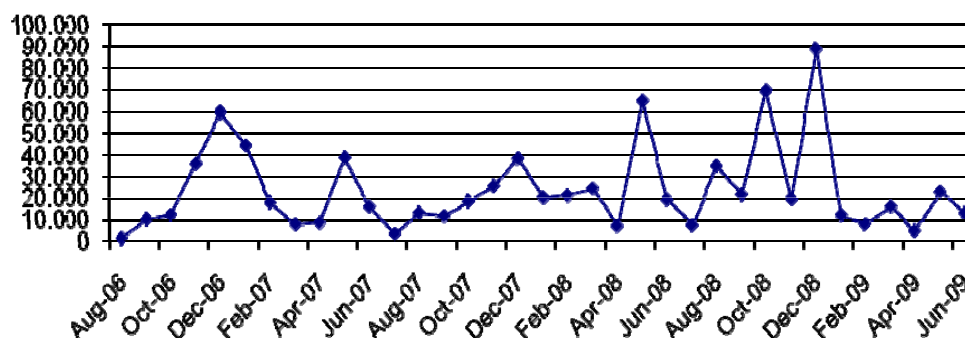
TABLE 4.5 : PFA Investment in Infrastructure Bonds (as of May 30, 2008)

BOND NAME	Issuance	2008	ago-09
SOC. CONCESIONARIA RUTAS DEL PACÍFICO (CONCESSION COMPANY)	AAA	AAA	AAA, stable
SOC. CONCESIONARIA AUTOPISTA DEL SOL (CONCESSION COMPANY)	AAA	AAA	AAA, stable
SOC. CONCES. AUTOPISTA LOS LIBERTADORES (CONCESSION COMPANY)	AAA	A+	A+, negative
SOC. CONCES. AUTOPISTA INTERPORTUARIA (CONCESSION COMPANY)	A+	A+	A+, stable
SOC. CONCES. MELIPILLA S.A. (CONCESSION COMPANY)	AA-	A-	A-, negative
AUTOPISTA DEL MAIPO SOC. CONCESIONARIA (CONCESSION COMPANY)	AAA	AAA	AAA, negative
TALCA-CHILLÁN SOC. CONCESIONARIA (CONCESSION COMPANY)	AAA	AAA	AAA, stable
RUTA DEL BOSQUE SOCIEDAD CONCESIONARIA (CONCESSION COMPANY)	AAA	A+	A+, negative
RUTA DE LA ARAUCANÍA SOC. CONCESIONARIA (CONCESSION COMPANY)	AAA	AAA	AAA, stable
SCL TERMINAL AEREO SANTIAGO S.A. (CONCESSION COMPANY) SOC. CONCES.	AAA	AA	A+, stable
SOC. CONCESIONARIA AUTOPISTA CENTRAL (CONCESSION COMPANY)	AAA	AAA	AAA, stable
SOC. CONCESIONARIA VESPUCIO NORTE EXPRESS S.A. (CONCESSION COMPANY)	AAA	AAA	AAA, stable
SOC. CONCESIONARIA COSTANERA NORTE (CONCESSION COMPANY)	AAA	AAA	AAA, stable
SOC. CONCESIONARIA AUTOPISTA VESPUCIO SUR S.A. (CONCESSION COMPANY)	AAA	A+	A+, negative

Source: In-house, based on information from SP.

Chart 4.8 shows the monthly figures that the negotiated infrastructure bonds reached in the Chilean market. It is observed that with certain variability, the infrastructure bonds maintain a scarce presence in the market, which demonstrates its lower liquidity.

**CHART 4.8. Infrastructure Bonds
(Monthly operations in million USD)**



Source: AFP Provida

Regarding the contribution that infrastructure bonds could make to diversification, we must state again that pension fund investments are strongly fragmented, and therefore it would be unlikely that one instrument would contribute to the diversification of the pension funds portfolio. The first column of Table 4.6 shows the covariance and correlation coefficient between the profitability of each type of fund and the infrastructure bonds. According to what was expected, the infrastructure bonds appear not to show an analogous movement with the pension funds.

TABLE 4.6 : Covariance and Correlation Coefficient: Profitability of Infrastructure Bonds and the share value of each type of Pension Funds (September, 2002 to June, 2009)

Covariance						
	Average Bond Profitability	Fund A	Fund B	Fund C	Fund D	Fund E
<i>Average Bond Profitability</i>	1,8807E-05					
Fund A	4,72412E-07	5,2794E-05				
Fund B	5,96557E-07	3,6803E-05	2,628E-05			
Fund C	9,13953E-07	2,3198E-05	1,6809E-05	1,1236E-05		
Fund D	9,3299E-07	1,2241E-05	9,0419E-06	6,2629E-06	3,8393E-06	
Fund E	1,20378E-06	1,6082E-06	1,3162E-06	1,2467E-06	1,2413E-06	1,3902E-06

Correlation						
	Average Bond Profitability	Fund A	Fund B	Fund C	Fund D	Fund E
<i>Average Bond Profitability</i>	1					
Fund A	0,014992275	1				
Fund B	0,026833571	0,9880552	1			
Fund C	0,06287212	0,95245861	0,97817084	1		
Fund D	0,109797582	0,85980169	0,90016068	0,95355141	1	
Fund E	0,235420856	0,18771187	0,21775594	0,31543981	0,53729955	1

Source: AFP Provida

4.4.4) Real Estate Funding

Since their inception, pension funds have contributed to finance housing, because of requirements that investments match the payment horizon of mortgage debtors (12-20 and up to a term of 30 years). In addition, very secure real estate investment alternatives exist, such as mortgage notes, which satisfied the need for low risk that the system required at the beginning.

The mortgage notes are documents issued by banks and financial companies to defray the mortgage loans they issue. These instruments readjust with inflation, and cannot finance more than 75% of the value of a house. The notes are handed over by the issuing bank to be traded on the Stock Exchange. They may also be purchased by the actual bank or an associated third-party. The notes pay equal coupons quarterly, and can be issued for terms of up to 20 years. The price obtained by the sale of these bonds

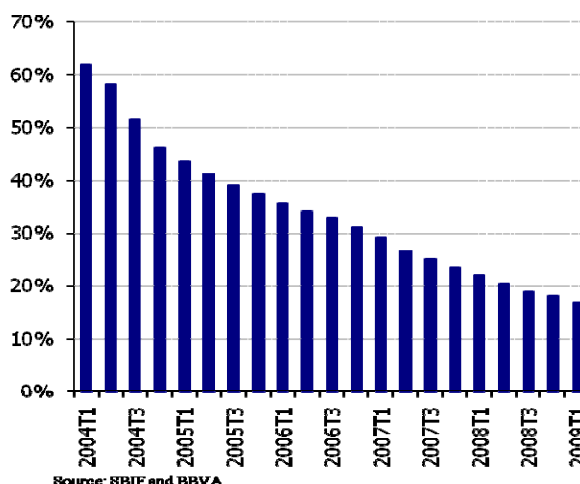
varies according to market conditions, so that there may be a variation with respect to a par value difference, which is charged to the debtor.

The notes are guaranteed by the issuing bank, which in turn has the pledge of the property that was purchased with the note. If the debtor does not pay the mortgage, the bank still must comply with the commitments of the note it issued. To recover the funds, the debtor's mortgage guarantee will have to be liquidated. This way, the issuing bank is a joint co-debtor. At the same time, the impossibility of financing more than 75% of the house value by means of mortgage notes significantly reduces the risk. In August, 2009, the regulation was amended, creating a new category of mortgage notes that allowed financing up to 100% of the house's value; this type of note can only be issued by banks with high solvency ratios, which thus maintain the low risk of the instrument.

Funding with mortgage notes began in 1977 and were practically the only financial instrument to purchase a home. They had a significant secondary market among institutional investors, and given the differences between the bank bonds and the companies, the mortgage notes were issued frequently, since a continuous market existed.

Since 2005, mortgage notes have been progressively replaced in the mortgage funding market by direct bank loans. Each bank finances the mortgage credits it gives its clients, by issuing bank bonds.

CHART 4.9 : Mortgage Bonds (% house issuance)



There are several stages of real estate investment by pension funds. Starting with the individual funds system in 1981, and during the entire decade of the 80's, the PFAs concentrated their investments principally in very low risk instruments due to the lack of maturity of the system and the capital markets in Chile, in addition to the serious economic crisis of 1982.

Mortgage notes averaged 30% with a cap rate of 51% in PFAs portfolios in 1983. Investments that finance bank mortgage operations are attractive instruments for the PFAs due to the variety of issues and terms; in addition, they offer a double guarantee and are more liquid than other fixed interest instruments traded in Chile.

PFAs were authorized in 1990 to invest in shares of mutual funds and real estate investment trusts; in turn, this was invested in hotels, office buildings, commercial centers, mortgage loans, etc. Even though mutual fund shares are riskier than mortgage notes or bank bonds, they experience higher profitability on average. By May 2008, pension funds had US\$ 893,049 (CLP 430 million) invested in real estate investment trusts.

Currently, PFAs can invest in several types of instruments that are related to the real estate sector such as bank bonds, real estate investment trust shares, and securitized bonds. Direct investment in real estate, investment in endorsable mortgage loans, as well as issuing mortgage loans are forbidden for pension funds; this is because the heterogeneity of direct real estate investment limits the adequate valuation of portfolios, and because the PFA does not have experience managing mortgage loans, so that the gains from the specialization would be lost. Consequently, it is stipulated that pension funds invest in financial instruments that have a high level of homogeneity, and for which there is a deep market that can be invested in through specialized intermediaries. One of the most important reasons to not directly invest pension funds in real estate, is that it increases conflicts of interest on the part of retirement-savers, who could affect future pensions by manipulating the housing market.

4.5) Conclusions

During the early '90s there was a significant infrastructure deficit in Chile. According to estimates conducted in 1993 by the Chilean Ministry for Public Works (MOP) the infrastructure deficit for the period between 1995-1999 amounted to approximately 15% of the country's GDP and that annual losses due to decreased competitiveness as a result of insufficient infrastructure amounted to 3% of the Gross Domestic Product.

Consensus was reached as to the level and quality of public infrastructure necessary to support a rapid growth process. The traditional system for executing public works was deemed insufficient to tackle the perceived high infrastructure deficit and as such, a technical and political agreement was reached regarding the allocation of the country's resources. In this way, the conclusion was reached that the best option was to incorporate the private sector in the investment of productive infrastructure, which led to the implementation of a concessions system in 1993.

The new concessions system implemented in Chile was the BOT (Build, Operate and Transfer) type, which means that the concessionaire has to fund, build, operate and ultimately transfer ownership to the State. In other words, although the infrastructure is at all times property of the state, the state allows a private company to operate it for an extensive period of time in exchange for constructing it. This policy, together with increased public investment in the industry, helped Chile to progressively reduce the infrastructure deficit that was hindering its economic growth.

Chile's concession laws establish that there must be a competitive bidding process open to any national or foreign company. The law allows for different variables to be evaluated in the bid, such as the fee users would pay, the length of the concession and the fee adjustment mechanisms, among others. The bidding conditions may include multiple variables by which to determine the most attractive offer. The concession company must then incorporate under the same name that the State signed the concession contract.

Since the pensions system in Chile was reformed in 1981, which set up the individual pension fund account system, pension funds have accumulated considerable resources, to the point that in 2009 they were equal to 66% of GDP. The enormous availability of resources significantly increased the possibility of financing investments using domestic capital, which is particularly relevant for financing long term investments.

Chile's resource allocation is strict, because it is tied to the pension system, which explicitly or implicitly is government guaranteed as workers are required to contribute towards their pensions. With regards to investment, many of these regulations are limited to pension fund participation in financing infrastructure projects. In this regard, Chile's pension funds can only be invested in financial instruments, and therefore their participation in the infrastructure sector is mainly done by purchasing stocks and bonds issued by privatized infrastructure companies in the electricity, health and telecommunications industries. Nonetheless, purchasing these types of instruments is not considered investment in infrastructure in the economic sense, given that it does not imply the creation of new productive capacity. In regards to investment in new infrastructure projects specifically, such as concessions, the regulations forbid pension funds from investing in financial instruments of companies who don't have proven track records, who have low liquidity or who are not investment grade, among other safeguards. Given that the concession laws require the company awarded the bid to be established as a company with the sole purpose of executing the concession, the financial instrument that the company issues lacks the requirements that the regulations demand of investments from institutional investors such as pension funds. As a result of, initially PFAs did not participate in financing public infrastructure concessions.

Nevertheless, Chile is a developing country and one of the characteristics of developing economies is that their capital and financial markets are not sufficiently developed, therefore investors with long term horizons are usually not available. Thus the primary sources of long term domestic capital are pension funds and insurance companies, which constitute an interesting alternative source of funding. Similarly, institutional investors not only have considerable funds, but also the majority of their obligations are long term. Just as capital and financial markets in developing economies lack depth, similarly there are not usually enough offers for long term instruments; in addition, these markets tend to be insufficiently large enough to absorb the important volume of resources, without incurring costs in terms of risk and profitability.

Finally, both the concession system as well as institutional investors could benefit if the latter could purchase instruments that would finance new infrastructure. Once again, it is also noteworthy that when the government realized that this partnership was not being taken advantage of, they focused on creating mechanisms to overcome the obstacles of the concession system without reducing the impact of regulations that protect the pension and insurance industry. In order to achieve these goals, the Ministry of Finance and the Ministry of Public Works jointly requested a study for the purpose of developing a solution that represented an attractive investment instrument while enabling concession funding; i.e. assessed the feasibility of issuing an instrument that would allow institutional investors' involvement in infrastructure funding. The result of this research was the creation of a new instrument in 1998: Infrastructure Bonds, which are debt instruments issued by the companies awarded public infrastructure concessions, have no pre-payment option and are generally 100% guaranteed by insurance policies issued by international insurance companies. Thus a secure instrument was created despite the fact that bonds are issued by the concession company and therefore, the only source of revenues supporting the financing structure is the expected future cash flow of the project. The guarantee provided by the insurance company provides external credit support, passing on the risk of the issuer to the insurance company. The bonds issued by Chile's concession companies have been rated AAA, except for two project which were rated AA- and A+ respectively, and even if they didn't attain the highest possible rating, they were investment grade just the same.

The Chilean experience is interesting in that both public and private powers combined to lift the restrictions that limited the alternative sources of funding due to regulations pertaining to the pension fund and life insurance industries. It was determined that companies awarded infrastructure concessions as well as institutional investors would both benefit if the latter were allowed to invest in these bonds, while maintaining the regulations protecting these industries and the concessions system.

It should be noted that in Chile, pension funds contribute significantly to private project finance by purchasing infrastructure bonds from infrastructure concessions; as of

May 30, 2008, PFAs jointly held US\$ 1,957 or 42% of the infrastructure bonds issued. Given that several years have elapsed since most of these bonds were issued, that none of them were *bullet* bonds, that their coupons have already been paid up to this date, and therefore the accounting for the total issued amount underestimates the direct investment made by pension funds in public infrastructure concession financing, this figure represents the total minimum investment that fund administrators made in these instruments.

Finally, in a country with a developing economy like Chile there are many unsatisfied investment needs, such as infrastructure projects, which not only deliver attractive returns to private parties, but also promote social benefits by increasing competitiveness and equality between countries. At the same time, the individual contribution system allows large volumes of resources to be invested in these projects. Creating the mechanisms that allows pension funds to channel resources towards highly profitable private and social investments such as infrastructure, has enormously benefited the country by reducing the infrastructure deficit and providing workers attractive returns on their investment and ultimately, larger pensions.

The current challenge lies in advancing towards a new stimulus for the concession model. In Chile, the main infrastructure projects have already been awarded, which were obviously the most profitable in private and social terms; in addition, most concessions were formerly state-run public works, which despite the fact that they called for large investments to improve their quality and coverage, their prior existence aided in estimating demand more accurately and, consequently, future revenues. However, many projects are still pending, particularly second generation concession projects, such as hospital and education facilities. In addition to increased uncertainty in regard to future revenues, the less profitable remaining private projects will require careful design of the concession mechanism, as well as the financing instrument to channel the funds. That said, the availability of pension fund resources to invest in profitable financial instruments subject to reasonable levels of risk will continue and therefore, it is time to take the necessary steps to make sure these resources are used effectively.

5) PENSION FUNDS AND INFRASTRUCTURE IN COLOMBIA

5.1) Introduction

Geographical characteristics and the demands imposed by commercial growth in the country have led the competitive national agenda to give priority to matters of infrastructure improvements. Despite efforts and the obvious need to design an appropriate infrastructure for economic and social growth, adequate infrastructure development which would completely connect the country has not been achieved.

Infrastructure investment started to become important in Colombia as the country began to open up in the early '90s. This process enhanced the development of a concessions program, which allowed the advancement of numerous road projects that connected production centers with seaports and built airports and railroads among other projects. This initiative provided greater room and better conditions for private sector investment and Columbia's infrastructure was increasingly competitive, which led the country to begin to rely on in its commercial development. Nonetheless, although there were important advances in terms of regulation in the concessions policy, there are still problems that need to be resolved.

Through the National Development Plan and documents such as Vision 2010 drafted by the National Planning Department, the development of an ambitious and detailed agenda of infrastructure projects is being promoted in both the short and medium terms. Furthermore, in association with the Andean Development Corporation (CAF) and the IADB, the National Government recently created the Infrastructure Fund. A large portion of the principal structure of these projects still require advancement and major clarification, however, these are strong indicators of a commitment to developing infrastructure.

Within the potential private sector investors is the Pension Funds and Severance Administration (PFA), who has gained ground and transformed into an important source of funds. Nonetheless, although the investment flexibility that the pension fund industry has shown is significant, they have not yet complied with the contract demands for infrastructure projects in terms of guarantees, risk-profitability ratio, and regulations, which are needed to spur their participation.

This chapter is organized into four sections in addition to this introduction. In the following section, the needs to develop infrastructure in Colombia is expressed in definitive terms, starting with a description of investment tendencies observed as a percentage of GDP, and analyzing the strategies the private sector uses when participating in infrastructure projects. Section three describes the regulatory framework

of the concessions project in depth, which has allowed the private sector to participate, particularly in the development of the transportation sector. Immediately thereafter, the growth of pension funds in the Colombian financial system is analyzed. The incentives and limitations that this industry is currently facing to participate in infrastructures finance is assessed, as well as proposing some guidelines that may help to correct the deficiencies in current infrastructure project contracts, based on recent studies conducted by ASOFONDOS-Asociación Colombiana de Fondos de Pensiones y Cesantías (Pension Funds and Severance Association of Colombia). The last section presents a projection that simulates different scenarios of potential PFAs capital levels that may be designated for infrastructure investment through the year 2050. Finally, in an appendix, a comparison is made to other countries in the region, focusing on the progress thus far and the future of participation in infrastructure investment by sector.

5.2) Recent developments in Infrastructure in Colombia

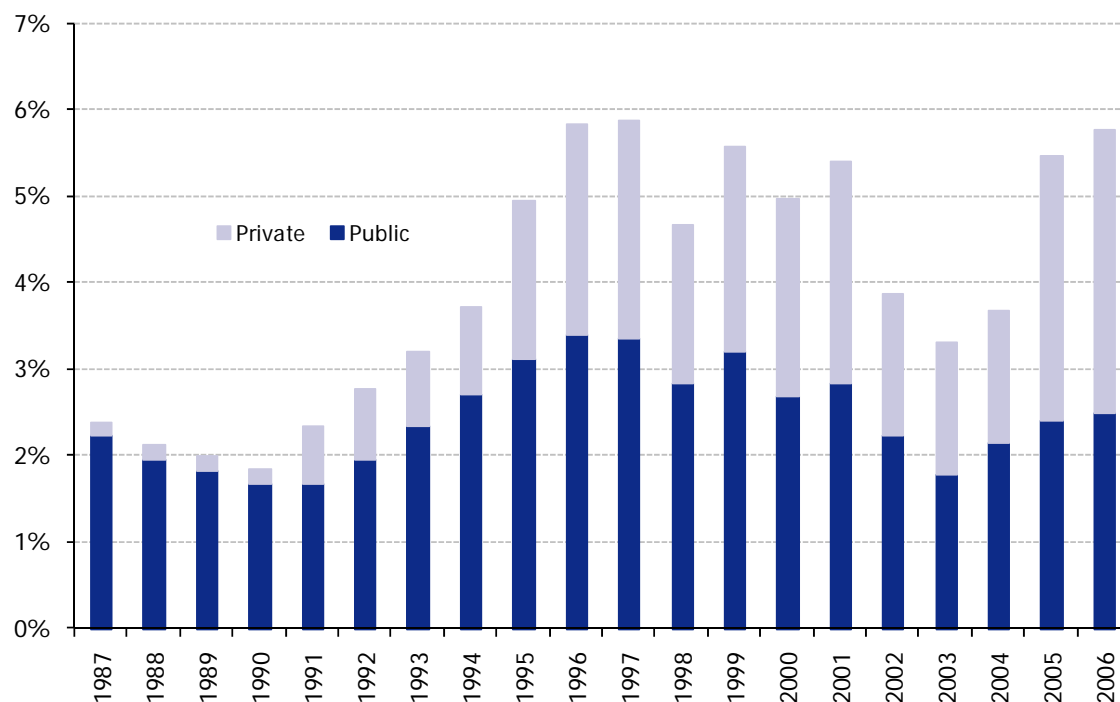
5.2.1) Cyclical characteristics of infrastructure expenses in Colombia

Overall investment in Colombia has grown in the last few years. Specifically, the participation of infrastructure spending as a percentage of GDP shows a behavior that reflects a boom in concession developments since the early '90s, and which was affected by the economic crisis at the end of the same decade. As can be seen in the following chart (see Chart 5.1) infrastructure investment reached an average of 4.7% of GDP between 1993-2006, showing its highest level in 1997.

Infrastructure as a percentage of GDP has demonstrated volatile behavior. The lowest point was reached during 2003 when it only represented a 3.3% of the national production. The following chart also demonstrates the private sector's participation as a whole, which have similar tendencies to the developments in the public sector. Starting in 2005 the private sector started participating significantly, representing approximately 3% of GDP⁶⁵.

⁶⁵ It is important to mention that given the difference in methodology for this series, the data published for GDP by the International Monetary Fund will be taken as the basis for the period 1993-1999, and from DANE for the years 2000-2006 in nominal terms. Starting from these, the series was built on constant prices up to 2006, over which the investment participation as a percentage of GDP was estimated.

CHART 5.1 : Public and private infrastructure investment in Colombia 1993-2006
 (% GDP constant prices 2006)



Source: Fainboim and Rodríguez (2000), Cárdenas and Sandoval (2008) /Own calculation ERD BBVA

5.2.2) Private sector participation in infrastructure

The 1991 Constitution radically changed the regulatory framework for infrastructure development. Before it was approved, this type of investments was characterized as coming from the public sector. The new Constitution allowed greater participation from the private sector.

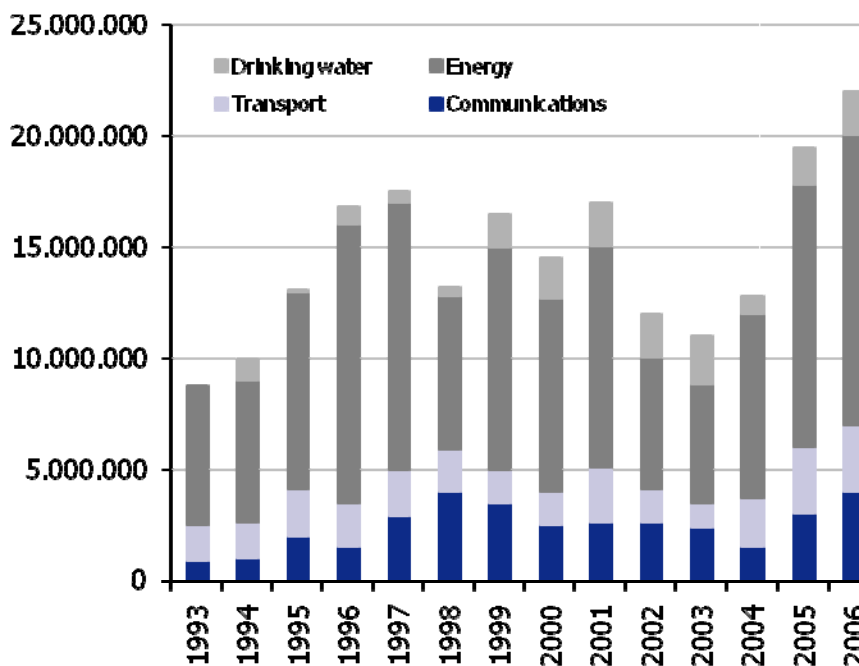
Between 1993 and 2006 infrastructure investment, both public and private, was strongly promoted. According to the data from the Departamento Nacional de Planificación (National Planning Department, DNP) (2008), public investment represented an average of near 52% of total participation. Until 2004, public and private investment in infrastructure showed very similar tendencies and levels. However, between 2005 and 2006, private investment started to have greater significance, reaching levels higher than the historical average in Latin America and a participation of around 59% of the total infrastructure investment⁶⁶.

Fainboim *et al* (2000) demonstrates how private investment participation has been different in each one of the sectors, whether through levels of participation or the strategy implemented up to that time. Participation of private investment in infrastructure between 1993 and 2006 increased US\$ 16 billion (39 trillion COP), not

⁶⁶ Estimate based on information from the Departamento Nacional de Planeación (National Planning Department.)

including petroleum and coal, whose development has been historically promoted by the State. The sectors with the greatest participation in private infrastructure investment were energy, communications, transportation, electricity and gas, with participations rates of approximately 70.6%, 21%, 7.2%, 7.1% and 5% respectively for the entire period 1993-2006.

CHART 5.2 : Infrastructure Investment in Colombia by sector 1993-2006
(in millions of 2006 Pesos)



Source: Cárdenas and Sandoval (2006)

ERD BBVA

In terms of strategy, private investment has been carried out through concession contracts in general, and in some cases through partnership contracts, particularly in the case of petroleum and gas exploration and management. On the other hand, in the energy, petroleum, and mining sector, privatization has been essential in these sectors. In the latter case, it is worth noting that through the creation and operation of the National Hydrocarbons Agency, a government entity that establishes efficiency standards, private equity was allowed to participate. In the transportation sector, investment by the private sector has mainly focused on highway construction.

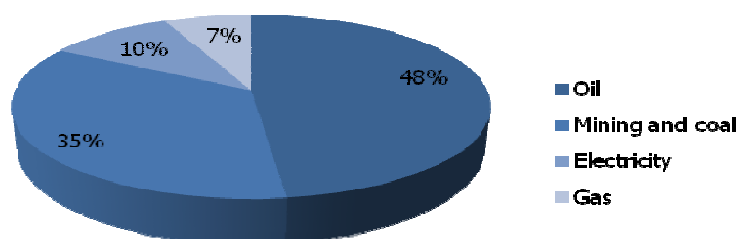
What follows is a brief description of the evolution of private investment in the sectors where this has been most significant.

Energy, petroleum and mining sectors

Between 1993 and 2006, this sector received investments of approximately 50 billion US\$ (123.3 billion COP), of which 55.8% corresponded to investments from the private sector. Sector participation was concentrated in 48% petroleum, 35% coal and mining, 10% electricity, and 7% gas (Chart 5.3).

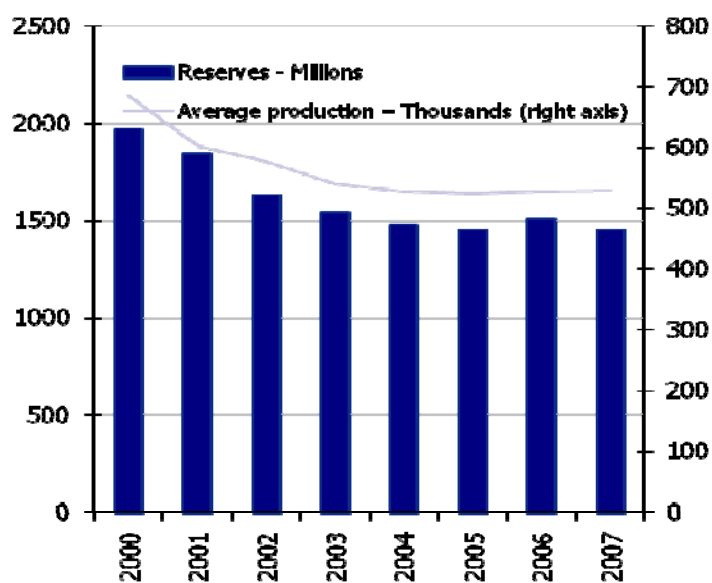
The positive results in the petroleum sector can be explained by significant increases in the number of exploration and management contracts (that went from 14 in 2002 to 44 in 2007), despite a noted fall in the reserve of petroleum in 2007, which was a result of the change in the reserve valuation methodology during the process of capitalization of the Colombian Petroleum Company (ECOPETROL).

CHART 5.3 : Private Infrastructure Investment in Colombia. Mining and Energy



Source: DNP (2006)

CHART 5.4 : Oil reserves and production (barrels)



Source: Ecopetro and DNP (2007)
BBVA RRD

In the energy sector, the new regulations based on *Laws 142 and 143* of 1994 determined the separation of functions and development of the market sector. Specifically, it opened the progress of the *spot* market for the electrical sector and the development of long term contracts. The legislation sought to stimulate competition and develop the sector's own law. Fainboim *et al* (2000) states that infrastructure investment mainly focused on hydroelectric generation, which transformed it into a vulnerable sector during critical hydrological cycles

In 1990, there was strong expansion of the installed capacity, which increased the electrical sectors debts, causing financial insolvency as costs reached up to 30% of the country's external public debt. This situation, paradoxically, happened at the same time as the supply was being rationed in 1992, which led the government to decree an economic and social emergency. All of this clearly shows the need to restructure the sector, and so it was decided to separate the operational chain of the electrical generation business, thus stimulating competition and eliminating the power to control prices, among other changes.

By the end of 1996, the participation by the private sector in the Empresa de Servicios de Administración (ISA, Services Administration Company) was approved. The purpose of this was to transform it into a corporation in which the nation would contribute no more than 50% of funds, and whose stocks would be listed in the Stock Exchange if and when it could maintain its status as a company that supplies public services. At the same time, in 1998, national and international bonds were issued that received a AAA rating. In addition, the Energy Exchange was created, which is the 24-hour market in which all registered generators participate, and whose objective is to minimize the cost of distribution.

Fainboim *et al* (2000) concludes that although the intervention of the private sector in the transmission and distribution process are recent developments, they are very attractive for the sector, given that they don't involve construction and technology risks. In addition, these are processes where the rates are regulated and the demand is relatively stable. Similarly, investment participation is one of the strategies that has demonstrated a better cost/benefit ratio, given that with lower levels of investment it is possible to replace networks and improve systems measurement and billing. Finally, there is high expectation in the privatization of regional companies that are not yet efficient. That is how this sector provides different ways through which the private sector can increase its participation, without the need to assume big risks.

The creation of the Agencia Nacional de Hidrocarburos (ANH, National Hydrocarbons Agency) is one of the experiences that may be considered as successful, as a result of the way in which it brought back competitiveness to said sector. It was created in 2003 as a response to the decrease in petroleum reserves in Colombia. The ANH assumed the administrative task and petroleum regulation that was previously

controlled by Empresa Colombiana de Petróleos (Ecopetrol- Colombian Petroleum Companies), who maintained the processes of exploration, production, transportation, and refinery. This restructuring raised the production process to international standards and attracted foreign investments thanks to new royalty contracts, taxes and rights.

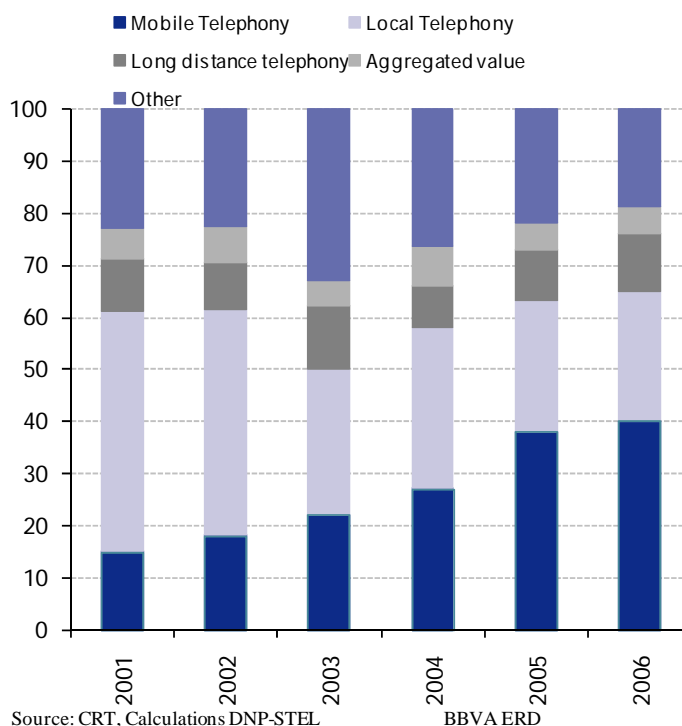
Telecommunications Sector

During the period between 1993-2006, total infrastructure investments in telecommunications represented approximately US\$ 15 billion (COP 36.3 trillion), of which 55% came from private investment. The latter was concentrated in 68% non-residential private service.

This sector has been characterized by having introduced mobile telecommunication services and Internet during the last few years, which has significantly changed the composition of the market. These services represented 53% annual growth between 1995-2007, and 39% annually during the period between 2002-2007, respectively.

One of the most noteworthy aspects of development in this sector is the expansion of mobile telephone coverage. By 2007, cell phone coverage reached 77.3%, the second largest in Latin America after Argentina.

CHART 5.5 : Distribution of income in the Telecommunications Sector 2001-2006 (% of total income from Telecommunications Sector)



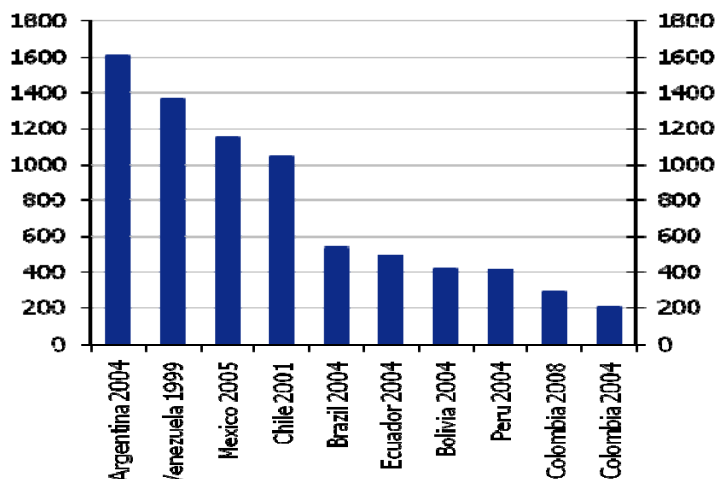
The recent participation of the private sector is noteworthy in each sector. This form of financing is gaining strength, especially the use of *project-finance* projects, which are being seen in the strategies of the Instituto Nacional de Concesiones (National Concession Institute) (INCO) for projects such as Ruta del Sol, and backed by the World Bank's IFC⁶⁷. As a result it is imperative to continue developing strategies that stimulate this type of participation.

Transportation Sector

According to the NPD (National Planning Department) (2008) between 1993 and 2006 more than US\$ 12 billion (COP 30.6 trillion) were invested in transportation, of which 77% corresponded to investments by the public sector. Private sector investments in transportation is concentrated in highways, representing 58% of total private investment in transportation, 15% was invested in railroads, 14% in the development of harbors, 8% in massive transportation, and 5% in airport infrastructure.

Despite the concentration of private investment in transportation starting in highways, the road sector is one of the sectors that shows the least development. The majority of resources have been designated for construction and improvement of roads⁶⁸. Despite the progress of the last few years in comparison to the development of road networks from 2004 to 2008, Colombia remains below the average of other countries in the region.

CHART 5.6 : Arterial Road Network with Pavement (Km per million inhabitants)



Source: CIA Factbook, UNEPA, Transportation Ministry and DANE

⁶⁷ The Ruta del Sol (Sun Highway) is designed to communicate the center of the country with the Atlantic seaboard. A network of 1109 kilometers of double lanes and a network of three tunnels have been designed from Villeta (Cundinamarca) connecting with Magdalena Medio, and reaching Bosconia, in Cesar. Construction has not yet begun.

⁶⁸ According to the 2008-2009 Competitiveness Report, since August 2002 to date, 5,457 kilometers have been paved and repaved. Of this total, 1,103 form part of the highway program Vías para la Paz y Audiencias Públicas (Peace and Public Hearings Highways), 658 correspond to Integral Maintenance Corridors (repaving), 1,337 to Concessions (358 kilometers built and 979 kilometers rehabilitated), 307 kilometers to Heavy Transport Integrated Systems and 2,052 kilometers belong to the Plan 2500. Of these last 1,383 are paved and 669.6 repaved.

Due to the aforementioned gap there are important investment opportunities for the private sector in this segment. Indeed, in the short run, the State shall make contributions of US\$ 4.4 billion (COP 8.7) in 3 road projects, which shall be developed through concessions.⁶⁹

The road development in Colombia shall be detailed briefly below.

Roads

The road expansion plan of the Government of Cesar Gaviria during the first half of the 1990s stipulated the construction of a road network of 6300 kilometers financed by the State during a 9 year period beginning in 1991. Authors such as Vélez (2002) stated that the Government already estimated it only had the 55% of the necessary resources, and this situation was reflected in the balance of the targets and achievements of this initial plan for the period 1991-2000, since only 34% of the development of the total non-offered roads that appeared in the project were obtained.

It is now possible to distinguish three generations of road infrastructure development in Colombia.

The first concession phase started in 1994 and was focused on renovation, sidewalk extension and trying to improve the access to the cities. In this first generation, the purpose was to rehabilitate 1,017 kilometers of roads and build 230 additional kilometers, which required an initial investment of more than US\$ 790 million. The first concession generation had 11 national projects and two additional projects allocated by the territorial organizations of the Atlantic and the Valle del Cauca.

In this stage, different problems appeared, relating mainly to the lack of planning due to the urgency required for the compliance with the Government's Commercial Opening Program. The detected failures came from the fact that the projects neither had a complete design, nor studies that carried out exhaustive analyses of the expected demand and of the required investments. These neither complied with the requested environmental licenses and the Instituto Nacional de Vías - INVIAS (National Institute of Roads) did not accurately define the location of motorways, which is why the purchase of the property was delayed. These first contracts required many modifications to keep their financial balance, including extending the duration of the projects' stages, contracting additional, related projects and authorizing the collection of tolls, among others. As a result, the final investment of these projects was 25.3% higher than the initial budgeted.

⁶⁹ CONPES 3612 approved 6.3 trillion, 1.5 trillion and 1 trillion for the construction of the Transversal de las Américas, the Bogotá-Villavicencia Highway and the Montaña Highway, respectively..

TABLE 5.1: First Generation Concessions (in million pesos 2004)

Projects led by Nation	Longitude	Initial Investment
Armenia - Pereira - Manizales (Autopistas del Café) (Highways)	219 km	469.967
Bogotá - Cáqueza - Villavicencio	90 km	252.728
Bogotá (El Cortijo) - Siberia - La Punta - El Vino	31 km	107.341
Cartagena - Barranquilla	109 km	35.055
Road Development in North Bogotá	48 km	225.530
Road Development of East Medellín and Valle de Rionegro	349 km	263.421
Fontibón - Facatativá - Los Alpes	41 km	96.967
Girardot - Espinal - Neiva	150 km	101.605
Los Patios - La Calera - Guasca and El Salitre - Sopó - Briceño	50 km	21.254
Meta Road	190 km	107.611
Santa Marta - Paraguachón	250 km	92.471
Projects led by territorial governments		
Barranquilla- Ciénaga (Atlantic)	62 km	73.858
Buga - Tulúa - La Paila (Valle del Cauca)	60 km	229.320
TOTAL – FIRST GENERATION	1602 km	2.077.128

Source: Cárdenas et. al. (2005) and INCO

Figures in millions of pesos of 2004

TABLE 5.2 : Compensations of First Generation Concessions due to contract amendments

Project	Initial Investment	Compensations	%
Armenia - Pereira - Manizales	349.755	6.983	2,0%
Bogotá - Cáqueza - Villavicencio	235.295	64.365	27,4%
Cartagena - Barranquilla	31.879	22.771	71,4%
Meta Road*	100.190	32.486	32,4%
Road Development in North Bogotá	206.149	105.352	51,1%
Road Development of East Medellín**	234.688	8.805	3,8%
El Cortijo - Siberia - La Punta - El Vino	76.205	33.397	43,8%
Fontibón - Facatativá - Los Alpes	177.306	18.216	10,3%
Los Patios - La Calera - Guasca and El Salitre - Sopó - Briceño	19.734	13.055	66,2%
Girardot - Espinal - Neiva	92.904	10.323	11,1%
Santa Marta - Paraguachón	84.403	90.778	107,6%
TOTAL – FIRST GENERATION	1.608.509	406.530	25,3%

Source: Cárdenas et. al. (2005) and INCO

Figures in millions of pesos of 2004

Likewise, most of the contracts were carried out by direct negotiation instead of public bidding. Within the contracts, dispute resolution mechanisms were not included, and the financial situation of the companies was not taken into account. Therefore, most of these processes ended in the Government granting guarantees and/or in arbitration courts.

The second concession generation, which coincided with the economic turmoil of the end of 1990s, appeared to be an attempt to solve the problems experienced in the past. The first progress in such sense implied a demand for definitive engineering studies before the hiring process, together with demand studies prepared by international entities. Likewise, the guarantee terms for risk hedging were improved and the World Bank granted a contingent credit to INVIAS. Apart from the different legal adjustments of the projects, it was established that the restructuring and promotion of the projects would be done through investment banks. For this new generation, only the restoration of 353.5 kilometers of roads, the building of 178.3 additional kilometers and the maintenance of 974.8 kilometers of roads were scheduled. Within this generation, only two projects were included, one of which is still active, while the other had complications due to a breach of contract.

Later on, the third concession generation was focused on connecting important production centers with ports without overlooking city access. This generation started the bidding processes in 2000 and had 5 important projects that built 671 kilometers of new roads, restored 1,900 kilometers and performed 2,600 kilometers of maintenance.

According to Cárdenas *et al* (2005), the big advance in this generation of projects was the introduction of criteria that required projects to be expandable and adaptable according to increases in demand. In exchange, revenue guarantees for the debt service were presented, which would help cover the exchange risk during low liquidity periods.

As it has been discussed up to now, the evolution of the framework in which the concession program has unraveled, has been accompanied by a regulatory adjustment that has allowed the improvement of the bidding, planning and execution methods. In the following Table, a gradual change is shown in the risk allocation between the concessionaire and the Instituto Nacional de Vías - INVIAS (National Institute of Roads) over the three generations of projects. In this way, the environmental license management, the property purchase and the demand risk went from being the responsibility of INVIAS to the responsibility of the concession company.

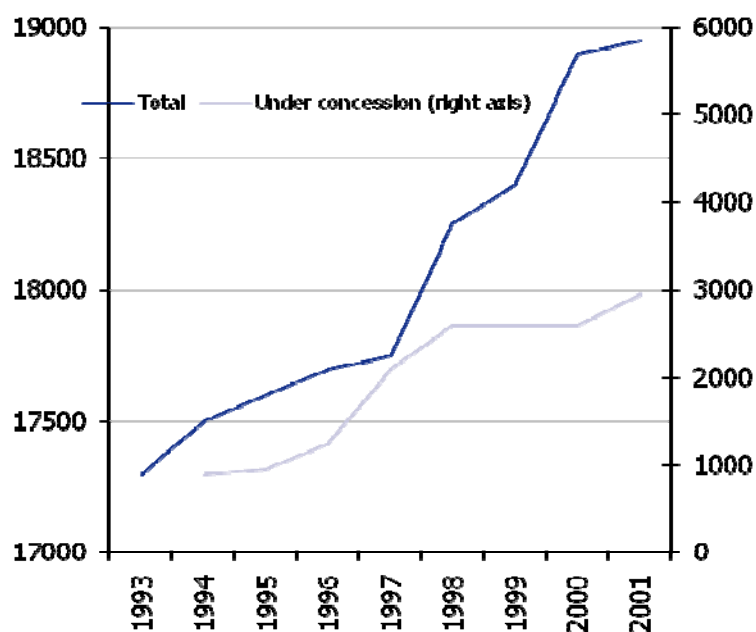
TABLE 5.3 : Evolution of Risk Allocation

Type of Risk	First Generation		Second Generation		Third Generation	
	Concessionaire	INVIAS	Concessionaire	INVIAS	Concessionaire	INVIAS
Construction	X	Partial	X		X	
Traffic		X	X		X	
Highway rate		X				X
Facilities		X		X	Management	X
Environment		X		X	Management	X
Taxes	X		X		X	
Exchange	X	X	Partial		X	Partial
Natural Disaster (insurable)	X		X		X	
Financing	X		X		X	

Source: Cárdenas et. al. (2005), DNP, Document CONPES 3701

The number of kilometers under concession programs represents less than a sixth of the total road network of the country (see Chart 5.7), which may mean that a great development in terms of regulation to stimulate a greater share of the private investment is still needed.

CHART 5.7 : Evolution of the Primary Road Network in Colombia 1993-2001 (kilometers)



Source: Cárdenas and Sandoval (2006)
BBVA ERD

Ports

The port administration was consolidated into a national company called COLPUERTOS during the 70s. At the same time, the private sector was allowed to participate by means of the private dock and port operation. The monopolist control that COLPUERTOS imposed obliged private docks to pay fees depending on the volume moved. At the end of the eighties, COLPUERTOS suffered administrative and financial problems, which resulted in their bankruptcy. This process was carried out according to the *Port Statute* (Law No. 1, 1991), and ended up creating room for private sector participation.

In this way, between December 1993 and June 1994, Buenaventura, Tumaco, Santa Marta, Barranquilla and Cartagena ports were granted concessions for a 20-year period. Additionally, legislation established that the Regional Port Companies' capital should be made up of 70% private capital and 30% government capital. These companies would carry out the maintenance, administration, loading, unloading and storage services rendered. In this way, the port infrastructure belonged to the Government, but the administration of the investment was the responsibility of the concessionaire.

Cárdenas *et al* (2005) describes some of the benefits of this new organization, highlighting the improvements in the efficiency indicators of the port system. The time that ships remain in the ports was reduced by 85% and port fees were reduced by 52%. This author points out that although port development and maintenance have been improved in general, the renegotiation procedure for concessions and the tools to boost greater participation of the private sector are still missing.

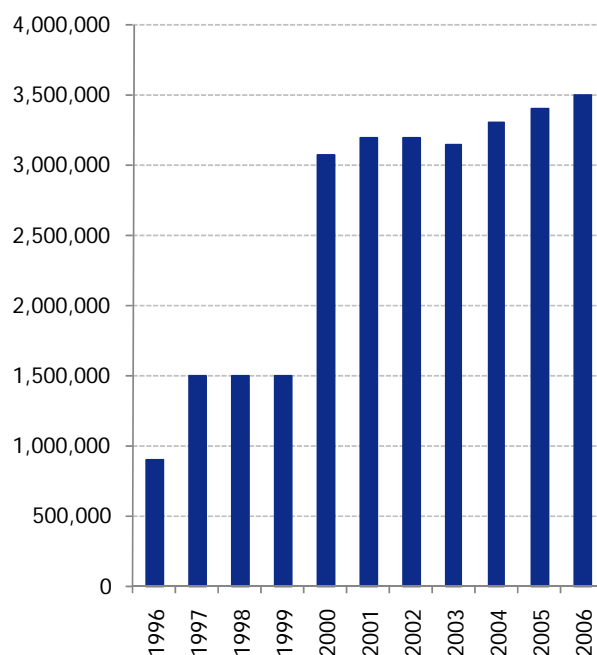
Airports

The participation of the private sector was achieved through *Law No. 105 (1993)*, which authorized the public airport authority (Civil Aeronautics) to grant concessions of the administration of regional and national airports. In this sense, they were granted control of the airspace, regulation and security.

The first airports to be granted as concessions were Cartagena and Barranquilla, which posed some obstacles in the bidding processes regarding risk allocation between the Government and the concessionaire. These limitations were solved in the concession of the Palmira Airport (serving Cali).

One of the benefits observed in these concessions is the increase in coverage. During a period of 10 years, the number of passengers using airports operated under concessions has tripled.

CHART 5.8 : Amount of passengers using Airport Concessions



Source: BBVA ERD

5.3) The Concession Law

The experience of the private sector in infrastructure projects through concessions has been mainly focused on the development of roads. During the first half of the '90s, a development plan was issued for road infrastructure, which was accompanied by an economic boost to the country. That is why in 1992, the road concession program was created, allowing the creation of the Programa de Participación Privada (Private Participation Program or PPP). This was done with the aim of boosting the connection to the private sector, refocusing social investments and releasing the Government commitments. Private participation through the concession program would allow for a greater efficiency in the construction process, in the management of the projects and improvements in the quality of services, making it possible to obtain additional resources and benefit from the competitiveness of the private sector.

Development with regards to infrastructure was an imposing challenge, which first led to restructuring the Ministerio de Obras Públicas y Transporte (Transportation and Public Works Ministry) and the Fondo Vial (Road Fund), which were transformed into the current Ministerios de Transporte (Transportation Ministry) and the Instituto Nacional de Vías – INVIAS (National Institute of Roads), respectively. The latter is the entity which executes the policies and projects of road infrastructure headed by the Nation. This restructuring process has progressed and in 2003 the Instituto Nacional de Concesiones - INCO (National Concession Institute) was created, which is attached to

the Transportation Ministry and has the following goal: “*to plan, structure, contract, execute and manage transport infrastructure businesses which are developed with participation of the private capital, and specially concessions, in the highway, pluvial, maritime, rail and port sectors*”. At the same time, the Consejo Nacional de Política Económica y Social - CONPES (National Council of Economic and Social Policy), also helps to determine the general course of infrastructure projects and the participation of the Government and the private sector.⁷⁰

The standards may be summarized as a gradual evolutionary process which has incorporated the experiences of previous concession processes with the aim of balancing the private sector incentives with the infrastructure needs of the country.

5.3.1) Standard Framework

Authors such as Rufián (2002) and Fainboim *et al* (2004) analyze the standards and highlight various instruments which have determined the legal development of the concessions in Colombia. In general terms, there are 4 fundamental laws which constitute the basis to incorporate investment in the private sector. However, there are various decrees, CONPES documents and subsequent laws which have contributed in a similar way to the structure of the standards. The most important one is the Constitution of 1991, which gave the Congress the duty to issue general statutes for contracting with the Public Administration, just as it established the contractual legal entity as one of the instruments of the State to comply with its goals.

Subsequently, Law No. 80 (1993) creates the new statute for public contracting, establishing favorable conditions for the participation of the private sector. This Law has been one of the most significant breakthroughs to boosting private investment, since it balanced the contracting conditions between the public sector and the private sector. Additionally, the Law of Transportation (Law No. 105, 1993) established the mechanisms for the recovery of the investment of infrastructure projects, such as tolls, collections for revaluation and long-term financial stock, among others. Finally, the Environment Law (Law No. 90, 1993) established the conditions and requirements that every project must fulfill as regards environmental protection.

⁷⁰ CONPES is appointed under the direction of the Presidency of the Republic and formed by the ministers, managers of the Banco de la República and the Federación Nacional de Cafeteros (The National Federation of Coffee Growers). Amongst others, its aim is the development of studies and approval of projects for public policies.

TABLE 5.4 : Concession Program Regulatory Framework (Laws)

Laws	
Law No. 1 (1991): Maritime ports statute	It is thereby provided that public entities and private companies may create port companies to build, maintain, operate ports, terminals or docks.
Law No. 80 (1993): General statute of contracts of the public administration	Extension for the participation possibilities of the private sector, improving conditions and transparency of the concession processes.
Law No. 105 (1993). Law of Transportation	Mechanisms for recovery are established for concession roads, such as use of highways rates and/or collections for value and long-term financial mechanisms such as securitization.
Law No. 90 (1993)	Determines requirements as regards the environment which must be fulfilled by infrastructure projects.
Law No. 185 (1995)	Determines State indebtedness policies.
Law No. 448 (1998)	Adopts pertinent measures to manage contingent liabilities by the Nation, territorial entities and decentralized entities of any nature.
Law No. 1150 (2007)	Requirements for extensions and additional provisions in contracts are established, which must be approved by the CONPES.
Decrees	
Decree No. 1647 (1994), Transportation Ministry	Classifies airports in three main categories according to the annual amount of passengers and allows to grant in concession, the highest category with state participation not exceeding 50%
Decree 423 (2001), Ministry of Finance and Public Credit	Determines parameters to manage the contingency fund and commissions the CONPES to define guidelines of contract risk policies; moreover, distributes functions in furtherance of the compliance with the law.
Decree 1800 (2003)	Creation of the Instituto Nacional de Concesiones – INCO (National Concession Institute), an entity which groups all functions and responsibilities for structure, planning, contract, execution and management of transport infrastructure concession contracts and connection of the private capital to the transportation sector.

Source: Cárdenas et. al. (2005), Ruffán (2002) and CONPES

From this general legal framework, the conditions and characteristics of the contracts have varied according to the evolution of the infrastructure projects. A large part of these projects has been determined by the Consejo Nacional de Política Económica y Social - CONPES (National Council of Economic and Social Policy), through decrees subsequent to the standards established at the beginning of the '90s.

The concession process has been a regulatory learning process whose development has been carried out in search of a greater participation of the private sector and with the aim of generating equal conditions between the public and private entities. In turn, this regulatory framework tends to boost transparency, economy and responsibility of the parties in question. Table 5.5 indicates and briefly describes the standards mentioned above.

TABLE 5.5 : Regulatory Framework of the Concession Program (Regulation according to the Consejo Nacional de Política Económica y Social – CONPES) (National Council of Economic and Social Policy.)

Regulation under the Consejo Nacional de Política Económica y Social – CONPES	
CONPES 2615 (1992): <i>Criteria for the creation of regional port companies in National ports</i>	Provisions for port concession contracts are determined, as well as their term and business structure of Regional Port Companies
CONPES 2648 (1993): <i>New spheres for private investment in Colombia</i>	Infrastructure projects are given priority to be carried out through concessions
CONPES 2727 (1994): <i>Institutional reorganization and airport expansion plan</i>	Determine the need to boost more participation by territorial entities and entities of the private sector to manage airports considering budget limits of the Aerocivil
CONPES 2775 (1995): <i>Participation of the private sector in physical infrastructure</i>	Recognize that significant adjustments are still needed to improve the conditions of the Nation and the concessionaire, specially as regards risk allocation
CONPES 2776 (1995): <i>Strategy for the modernization of railway network</i>	Proposals to reorganize railway sector, among them, to deliver the management of corridors to the private sector by way of concessions.
CONPES 2852 (1996): <i>Participation of the private sector in physical infrastructure – Follow up</i>	Structure the Private Participation Program, which promotes connection of the private sector
CONPES 2928 (1997): <i>Private participation in infrastructure</i>	Analysis of improvements in physical and financial goals for private participation in infrastructure during 1996
CONPES 3045 (1999): <i>Road concesión program 1998-2000. Third concession generation</i>	A new allocation for a third generation of concessions is submitted for the analysis of CONPES.
CONPES 3107 (2001): <i>State contract risk management policies for processes of private participation in infrastructure</i>	Guidelines for private participation in different infrastructure sectors are submitted for analysis
CONPES 3535 (2008): <i>Previous concept favorable to an extension or additional provisions to contracts of railway and road infrastructure</i>	Evaluation of 21 infrastructure projects for extensions and additional provisions

Source: Cárdenas et. al. (2005), Ruffan (2002) and CONPES

5.3.2) Bidding and Concession Process

Although the first generation of concessions posed some failures in the bidding process, this is a valuable mechanism as long as it introduces competition in the awarding of contracts. In some of the contracts the competence is limited (for example, the rendering of public services). The bidding is a public process in which the whole administrative procedure must be carried out in detail. Although the bidding processes have varied depending on the different projects which were granted in concession, there are general features of this procedure.

For every project, bid specifications of the different contracts are developed; such contracts state the demands and determine the guidelines for the selection processes.

The Law allows Colombian and foreign individuals, corporations, consortia or temporary unions to participate in the bids. Each bid specification must clearly explain the demands in terms of experience, bid duration, demands in terms of contributions to social security and the non-fiscal resources, as well as the existence of debt and equity. Thus, these requirements vary accordingly to the project dimensions, so as to be directly proportional to the project size.

Law No. 1150 (2007), however, makes some changes to Law No. 80 (1993) with regards to efficiency and transparency of the contracting of public resources. Within the Law, it establishes that the bidding shall be made publicly so as to aid in the search for the best market offer, except when the characteristics of the work merits a brief recruitment or direct contracting. The brief recruitment stage is used in situations where simplifying the process to obtain greater efficiency is possible, as in the cases where the public bidding has been declared void. Contracting via merit bids relates to the processes where there are filters due to experiential criteria. Finally, direct contracting is allowed in extreme cases where, for example, the project is of some urgency.

It is important to point out that the development or design of a project starts with the performance of a concession study by the allocating entity. For this purpose, the project must include an analysis of the investments and costs to be incurred including the property purchase, the place in which the work is being done, the procurement of the environmental permits and the demand or transit flow analysis. These requirements in the project design were not completely complied with during the first generation of projects, which significantly affected their performance. These requirements must be taken into account, specially, the property purchase, since in Colombia there is no expropriation law to make this process easier, which may delay construction.

All contracts that constitute monopolies of public services, including the management and concessions of State property, must include amendments and unilateral termination clauses in the contracts. These clauses apply to cases where there is no agreement between the two parties. The reversal clause, which must be included, means that at the end of the management or concession period, the property and management rights are directly returned to the State without any compensation.

Once the design is completed and the requirements of the execution of the contract are complied with, the building stage begins and only ends when the Instituto Nacional de Vías - INVÍAS (National Institute of Roads) receives the project and equipment necessary for the road to operate. Finally, the operation process begins, which includes the usage of the works and allows the concessionaire to assume the project administration including the income source or "toll" collection to recover the investment made. Once the applicable investment is recovered, the reversibility clause is applied and the infrastructure returns to being State-owned.

It is imperative to mention that Colombian legislation does not established time limits for concession maturation, they cannot, however, be established for an unlimited term. Although in each contract the characteristics may vary, within the concession contracts in Colombia there are general guidelines that determine the rights and obligations of the parties.

The first contracts did not have a risk and allocation guarantee policy. The risks taken into account are: the building, operation and maintenance risk assumed by the

concessionaire and the risk of greater required investments for which INVIAS designs the guarantee mechanism so that the concessionaire does not assume the whole risk. On the same level, the commercial risk, which relates to the expected cash flows of the project, is determined. To mitigate this risk, the minimum income guarantee and the risk of natural disaster are established. The latter relates to natural disaster and unpredictable events that prevent the contract performance. Finally, there is an environmental risk where the responsibility for the compliance with environmental policies is bourn by the concessionaire, and the financial risk that relates to the deficit that can take place during the operation period. In this case, there are guarantees in terms of inflation by means of the gradual increase in the rates, the extension of the operation term or by means of contributions from the national budget.

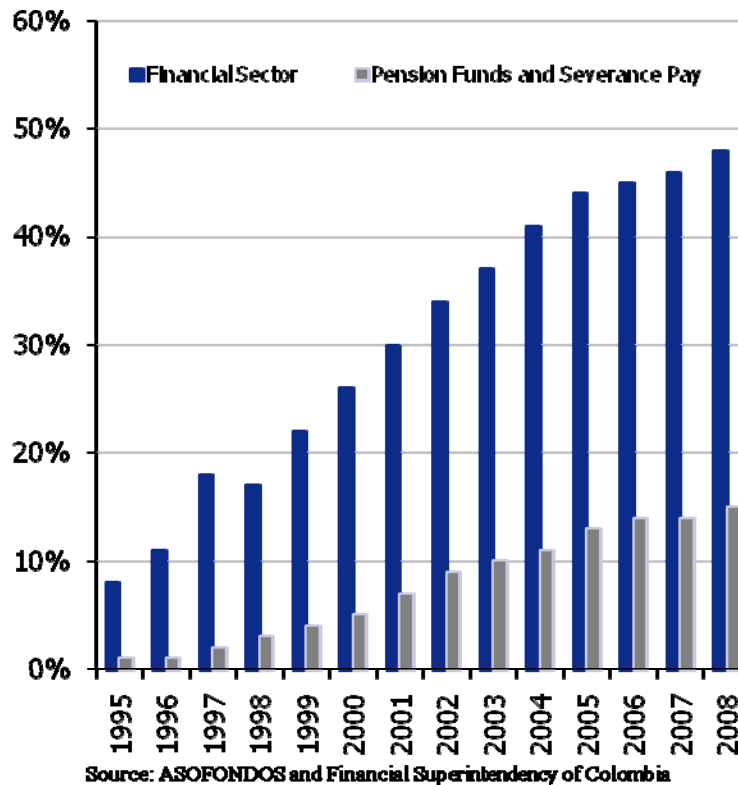
The guarantee programs established by Law can be classified in two categories: the first is by means of budgetary contributions made by the granting entity when concessionaires do not recover their investment during the expected term. The second is by means of minimum income guarantees using budget resources. These two guarantees show that there is still no strategy that doesn't yet affect the budget of the Government.

Finally, it is important to point out the ways the private sector now finances these projects. They can be financed through capital contributions and/or credit from the national or foreign financial sector. The regulation does not establish a required minimum percentage in order to give greater freedom to concessionaries. The credit applications must be replaced with letters from the creditors for 100% of the value of the loan. This freedom to financing is in contrast to the need to expand the domestic financial market.

5.4) Pension funds and infrastructure investment

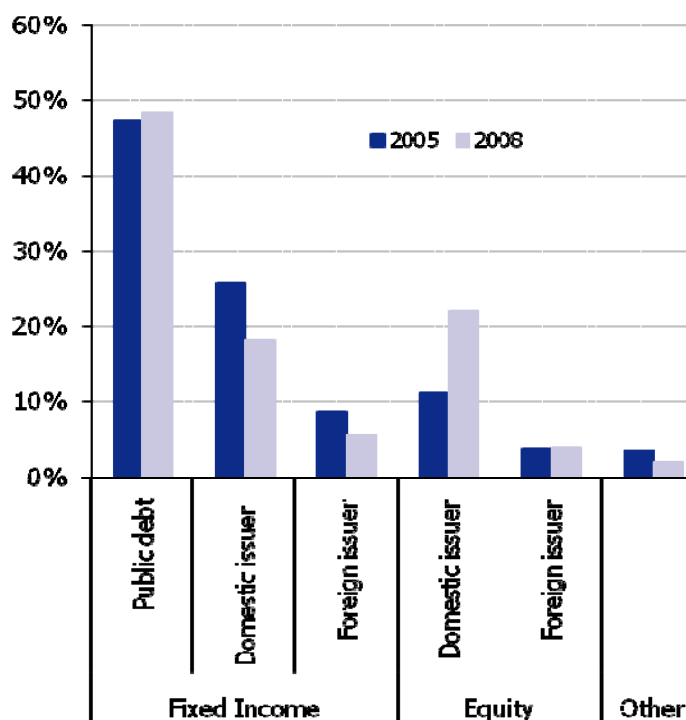
Law No. 100 (1993) gave rise to the individual retirement savings accounts union, which is compulsorily run by private Pension Fund Administrators. From its commencement, the value of the pension funds has significantly increased, representing almost 15% of GDP today, and boosting the development of the financial sector along with it.

CHART 5.9 : Value of portfolios from the Financing Sector, Pension Funds and Severance Pays (GDP %)



The powerful relationship between pension funds and elements of saving, growth and the development of the capital markets, among other aspects, have been widely studied in specialized publications. These benefits, however, are only obtained through an investment framework that allows the structure of efficient portfolios for pension funds. In Colombia, the challenges for the creation of efficient portfolios are evident. Although this work does not technically study the limitations that pension funds face today in depth for the creation of efficient portfolios, publications such as Muñoz *et al.* (2009), Reveiz *et al* (2008) and Jara (2006) analyze the Colombian case extensively. A common denominator of these studies when analyzing the investment structure of the funds is that there exists a high concentration of the same types of public debt securities. In recent years, such investments have represented about 50% of their total portfolios, a percentage that corresponds to the upper limit allowed for this type of investment.

CHART 5.10 : Composition of Portfolio. Compulsory Pension Funds



Source: Financial Superintendencia of Colombia

Faced with this evidence, important efforts have been made with the aim of making the investment framework more flexible. Some examples are the upper limit for investment in foreign securities which was established at the beginning of 2008 (reaching 40%) and the recent introduction of the multi-fund scheme in 2009. From a theoretical perspective, PFAs could be natural investors in infrastructure projects as long as the developed financial vehicle allows for an adequate balance of risks, profitability and duration, which would allow for the optimization of the structure of their portfolios. Although there are a broad range of investment projects in different sectors and activities, there are some aspects which limit the participation of the pension funds in this market.

On one hand, the Superintendencia (financial supervisor) stipulates specific demands with regard to the securities that may be acquired by the pension funds. There is also a more detailed analysis of the way in which indirect investment are made in Colombia and the restrictions on direct investment that prevent this figure from developing.

5.4.1) Indirect investment of PFAs in infrastructure

The investment framework of the Compulsory Pension Funds (CPF) is defined according to the Fourth Title of the Basic Legal Circular of the Financial Superintendencia of Colombia. Currently, it allows indirect investment both in infrastructure projects and in companies related to this industry through 3 different instruments: Private equity funds, stocks and debt instruments.

1) According to Decree No. 2175 of 2007, private equity funds are considered investment portfolios of limited capital which use at least two thirds of the contributions of investors to purchase assets or economic rights different from securities registered on the Registro Nacional de Valores y Emisores - RNVE (National Registry for Securities and Issuers). For investments in private equity funds, there is at present a limit of 5% of the total of their portfolio. The investment policy for this kind of fund shall be clear and shall be previously defined. Within the investment plan, the kind of company or projects in which participation is desired and the selection criteria of the same shall be stipulated; also the analyses of the economic sectors related to the project and the geographical area of its location shall be included.

At the same time, the PFAs shall verify that the manager of the private equity fund or the professional manager has at least five years of experience in the management of this kind of fund or underlying asset, whether in Colombia or abroad. For this kind of investment it is necessary to consider the risk of the project and the experience of the private equity fund.

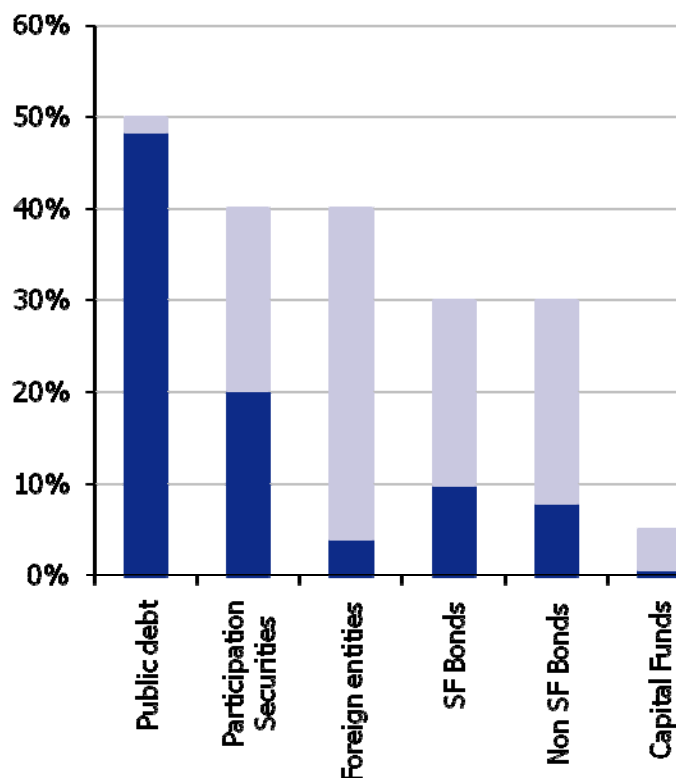
2) The other two ways of investing indirectly in infrastructure are through stocks and debt securities, and the upper limit allowed corresponds to 40% in both cases. For the latter, there is a 10% upper limit on securities issued by the same issuer (including affiliates and subsidiaries), and 30% limit for securities issued in the series, within which there are related securities. For these two kinds of securities, the offering and rating both play an important role in determining PFA participation.

For securities of domestic companies, it is required that they are qualified by rating agencies authorized by the Financial Superintendencia of Colombia and that they obtain an investment grade rating. Similarly, for the securities of foreign issuers, they must have the investment grade rating granted by an internationally recognized rating agency.

The investment framework would still offer a margin of greater diversification, if we take into account that except for investments in the public debt, the participation of which is near the upper limit, any other kinds of instrument reaches its investment upper limit. Everything appears to indicate that the offering

of market securities, according to the demands stipulated by the regulator, is one of the greatest limitations to diversifying pension funds portfolios.

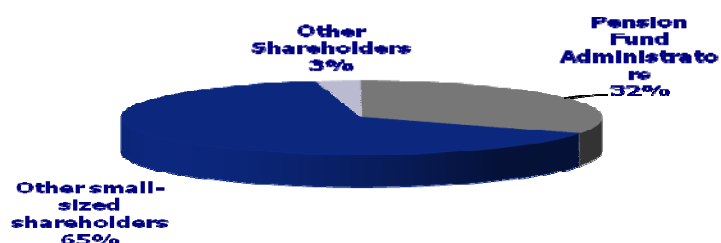
CHART 5.11: Observed Investments and Limit (December 2008)



Source: Financial Superintendency of Colombia

According to the current legislation, the pension sector has been participating in an indirect manner in the development of infrastructures in Colombia. Some clear examples are the cases of the Interconexión Eléctrica (ISA) company, the operation and transport of electric energy and telecommunications services markets, Ecopetrol - Colombian Company of Oils and ISAGEN - a company intending to generate and market electric energy, network natural gas, coal, steam and other energy resources for industrial use. This participation was possible through stock issuances of different companies which, in the case of ISA, allowed the PFAs to be majority shareholders.

CHART 5.12 : Participation of PFAs in Primary Issuances



The increase in indirect participation of infrastructure investments has been gradual, so that in 2004 these investments exceeded COP 115 billion, which coincides with 0.45% of the amount of the funds, an amount which significantly varied from 2008 thanks to the different types of new securities that are found in the market. In June of the same year, indirect investments in infrastructure projects or companies related to the infrastructure sector showed significant contributions, representing 19.4% of the total portfolio and 17.1% at the end of the year, with a greater weight of stocks in comparison with debt securities. The sectors with the greatest participation are the electric and energy sectors, which reached 7.6% and 7% of the total investments at the end of 2008, respectively.

**TABLE 5.6 : Indirect Infrastructure Investment of CPFs
(% of Total portfolio)**

	jun-08			dic-08		
	Debt	Equity	Total	Debt	Equity	Total
Water	0,7%	0,0%	0,7%	0,4%	0,0%	0,4%
Communications	0,8%	0,2%	1,0%	0,8%	0,2%	1,0%
Electric	3,1%	4,7%	7,7%	4,2%	3,4%	7,6%
Energy	0,6%	8,3%	8,9%	0,6%	6,5%	7,0%
Mortgage securitization	0,2%	0,0%	0,2%	0,3%	0,0%	0,3%
Road	0,9%	0,0%	0,9%	0,8%	0,1%	0,8%
Total	6,3%	13,1%	19,4%	7,0%	10,1%	17,1%

Source: ASOFONDOS

The analysis developed in previous chapters showed the development needs of the infrastructure of the country. In spite of the economic interest pension funds would have in this type of investment, the regulatory conditions and legal guarantees of the

contracts are not properly coordinated. Until now, the PFAs have invested indirectly in the sector through stocks related to the sector, debt securities and private equity investments.

5.5) Obstacles in the direct investment of PFAs in infrastructure

Recently, ASOFONDOS (2009) submitted an analysis which outlined what should be the characteristics of the contracts and securities of the infrastructure projects in order to boost the participation of the pension funds such that they are safe and productive investments. According to this study, the ideal characteristics of the infrastructure projects may be classified by seven variables: quality of the research studies, size of the projects, income sources, terms, financing, incentives and quality regulation. This way, they indicate that the studies which are developed in the infrastructure projects must be viable studies carried out by independent firms so that there is greater objectivity and transparency in the process. Everything indicates that currently the need to complete definitive studies before the bidding and development of the projects has not been emphasized.

Also, the document indicates that currently the contracts are designed for small, medium or fragmented projects, but they should have greater dimensions and avoid fragmentation, in search of economies of scale. In the case of road concessions, tolls from traffic should be considered as an income source.

In the financial sector, the ASOFONDOS analysis points out that the contracts should correspond to twenty year periods or more, similarly to the characteristics of the capital market securities. This situation contrasts with the fact that today of the periods are closer to ten to fifteen years, which does not correspond to the long term saving needs of the pension systems. At the same time, project financing must not be done with short term banking capital or with capital from tolls.

This document concludes that incentives rewarding self-financing capacity and performance experience must be created. For this purpose, it is not necessary to add new project stages, and that the same must also be clear beginning with the bidding process. Re-negotiation must only be allowed in very extreme cases. At the same time, quality regulation must demand progressive fines for breaches before the expiration date, plus a strict legal, financial and technical structure.

Ideally, contracts for infrastructure projects must be guided by the project-finance model. This type of contracts allows greater efficiency in the assignment of responsibility and risk, allowing a better design, more transparency and greater control in the project development. By means of this model, it is possible to obtain an efficient risk-responsibility ratio, with which the State will be limited to the regulatory and

supervisory body, while the private sector through concessionaires and construction companies will be in charge of an efficient management of the project development and of the services rendered. Likewise, the ASOFONDOS analysis (2009) proposes financing through which it will be possible to increase the capital market development. Beginning with the experience of Chile and thinking of two types of securities that would help mitigate the different risks that are involved in the infrastructure development process:

- 1) The first of them relates to bonds/securities designed for the construction and design stage, seeking to cover the risk of cost overruns, term extensions, sanctions due to delays and the expropriation period.
- 2) Secondly, it would be necessary to articulate types of securities designed for the operational and maintenance stages, allowing the mitigation of the risks of receiving lower traffic flows than the expected, rates increases and reducing the state guarantees.

In sum, the combination of a transparent design and adequate incentives enabling the implementation of adequate contracts, stable rules and clear regulations can foster a framework suitable for the participation of pension funds in infrastructure projects.

5.6) Conclusions

From the beginning of the 1990s, the introduction of a trade openness plan fostered important challenges for the development of infrastructure in Colombia, especially in transport development. The need was immediate and yet there was no legal or financing structure to in place to face this challenge. Somehow, as a consequence of the this problem, a concession program was introduced with the aim of boosting private sector participation, seeking greater efficiency both in resource administration and in project performance, among other things.

As it was analyzed in the first part of this chapter, infrastructure investment in the early '90s showed a positive trend, which can be explained by economic openness requirements. Thus, public and private investments increased sharply and the latter accompanied the commencement of the first generation of concessions. Then, due to the financial crisis that took place at the end of the same decade, infrastructure investment went into a significant recession. Now, in the early years of the 21st century, a new upturn in investment corresponding to the third generation of concessions can be seen.

Between 1993 and 2006 infrastructure investment represented, on average, 4.7% of GDP, with public investment accounting for 52%. Until 2004, public and private infrastructure investments were similar in scope and level.. However, between 2005 and 2006, private investment started to have greater significance, reaching approximately

59% of total infrastructure investment⁷¹, which is a level much higher than the historical average in Latin America.

The private sector has approached infrastructure investment in a variety of ways, but the transportation sector is dominated by concessions in roads, ports and airports. Also, the partnership contracts are implemented in the petroleum sector and to a lesser extent, there is some privatization in the energy and electricity sectors.

The regulation of the concession projects in Colombia can be characterized by their gradual evolution. The first generation of concessions had varied deficiencies due to the urgency with which the projects were developed. The second generation coincided with the financial crisis, which limited their development and finally the third concession generation corrected the majority of the legislative imperfections and expanded private sector infrastructure investment incentives.

Today, bids and concessions have some general guidelines. First, with regards to bid participation, the law allows domestic and foreign individuals, corporations, consortiums and even temporary partnerships to participate in bids. Generally, bids must be made publicly. Second, the development or design of a project starts with the private party performing a concession study. Third, the project must include a thorough analysis of: the investment, the costs that will be incurred, the property value, the place in which the work is being done, the procurement of environmental permits and the demand or transit flow analysis. Fourth, all interpretations, amendments and unilateral termination clauses of the contracts must be included in those which carry out any activities that constitutes a state monopoly. Finally, the reversal clause should be included as well. In the case of Colombia, the legislation does not establish time limits for their concession maturities, however, these cannot be established for an unlimited term.

The following risks are taken into account: construction, operation and maintenance risks assumed by the concessionaire. In terms of the risk that there are greater investments required, INVIAS designed the guarantee mechanism such that the concessionaire would not assume the whole risk. For commercial risk the minimum income guarantee and the risk of greater force were established. It should be noted that the two guarantee programs established by law affect the Government's budget. In regards to environmental risk only the concessionaire assumes the risk. Within the financial risk category, there are specific guarantees for inflation by gradually increasing the rates, by the extension of the operation term or by contributions from the national budget.

There are still important challenges in the development of infrastructure, and in particular it is important to improve the terms and guarantees of the investments of the

⁷¹ Estimate based on information from the Departamento Nacional de Planeación (National Planning Department.)

private sector. Included in the potential sources of private capital are the pensions funds, which seek investment grade securities derived from a suitable supply of infrastructure projects which coincide with their long-term saving horizons. From a theoretical point of view, PFAs should be natural investors in infrastructure projects, assuming that the financial instruments designed adequately balance risks, profitability and duration, thus enabling them to optimize their portfolios. Although there exists a wide array of investment projects in different sectors and activities, aspects which limit the participation of the pension funds in this market remain.

Currently, infrastructure investments by PFAs are made indirectly through 3 different instruments: Private equity funds, stocks and debt instruments. Investments in private equity funds are notably low due to the restrictions imposed on PFAs, including the requirement that the managers of private equity funds have at least 5 years experience in the administration of funds with similar underlying assets in Colombia or abroad. By mid-2008, PFAs indirect investment in infrastructure projects or companies related to the infrastructure sector were significant, and were comprised 19.4% of their total portfolios, with greater weight given to stocks (13.1%) than debt securities (6.3%). In regards to their stock investment, PFAs invest in companies such as Ecopetrol, Isagen and ISA, and are the majority shareholders in the latter two companies.

Direct infrastructure investment in the country has been very limited. Its limitations include, according to Asofondos (2009), aspects related to the quality of the research studies, size of the projects, income sources, investment durations, financing, incentives and regulation quality.

On one hand, this is an opportunity for the funds to diversify their portfolios since they currently invest a high concentration (about 50%) of their funds in public debt securities. On the other hand, there is a great need to develop the infrastructure of the country. However, one of the large obstacles is the absence of infrastructure project contracts that grant adequate investment incentives. Consequently, adjustments to the contracts and the concession model are necessary so that the infrastructure supply is brought into line with demand.

According to Asofondos (2009), infrastructure project contracts should ideally be guided by the *project-finance* plan. This type of contract increases efficiency in the assignment of responsibility and risk and allows for better design, transparency and greater control during project development. Using *project-finance* plans it is possible to obtain efficient risk-responsibility allocations, which limit the State to a regulatory and supervisory role, while the private sector, through concession and construction companies, is in charge of efficiently managing, developing and operating the projects. Asofondos (2009) proposes financing reforms based on the Chilean experience. In this sense, we are observing initiatives to strengthen private financing through the use of *project-finance* programs, and that employ strategies similar to those used by the

Instituto Nacional de Concesiones – INCO (National Concession Institute). Among the most important projects is the Ruta del Sol, which has the support of the IFC of the World Bank.⁷² We believe that these types of initiatives should continue to develop.

In conclusion, the combination of a transparent design process in tandem with commensurate financial incentives will enable the implementation of adequate contracts, stable rules and clear regulations, which can foster a framework suitable for the participation of pension funds in infrastructure projects.

⁷² The Ruta del Sol (Sun Highway) is designed to communicate the center of the country with the Atlantic seaboard. A network of 1109 kilometers of double lanes and a network of three tunnels have been designed from Villeta (Cundinamarca) connecting with Magdalena Medio, and reaching Bosconia, in Cesar. Construction has not yet begun.

6) PENSION FUNDS AND INFRASTRUCTURE IN MEXICO

6.1) Introduction

Infrastructure undoubtedly plays a key role in any country's development and wellbeing. Whether in the case of water, electricity, communications or transportation works, infrastructure represents a group of assets that contribute to the long term improvement of society's welfare in areas diverse as health, education, productivity and resource allocation. Furthermore, in countries with high regional income disparities, infrastructure assets can also play a significant role in mitigating poverty and inequality since they contribute to better access to welfare services and provide communication with and mobility to distinct productive factors. Based on the above, it's not surprising that the State typically has a great interest in building and accumulating this class of assets.

Infrastructure assets, however, are not only important to the State. Around the world, pension funds have also registered a growing interest in infrastructure investment, which is considered an "alternative investments" for its somewhat different economic and financial characteristics from bonds and/or stocks. As a result, roads, ports, airports, electricity and/or gas distribution networks represent a few examples of assets that have received investments from pension funds over the last decade. It should be mentioned that infrastructure assets are valuable investments to pension funds for at least two reasons: 1) they increase portfolio diversification because of their low correlation to bonds and stocks, and 2) they provide long term investment horizons that are in line with their goal of accumulating savings for retirement.

Thus, in this context, we begin the chapter by analyzing the Mexican experience of infrastructure formation, focusing on the effects of the infrastructure sector's evolution and its relation to the surrounding economic environment. We also review the legal and institutional framework that governs public sector development of public works and the opportunities that the public sector offers the private sector to contribute to the development of infrastructure projects today.

In the second part of this chapter we explore the opportunities that Mexican pension funds have with Bond Holding Companies Specialized in Pension Funds (Siefore) to participate in and benefit from the infrastructure projects stated below. Thus, first we review the investment framework and vehicles Siefore is authorized to make infrastructure investments in, and secondly, the limits and challenges of the current model for participating in infrastructure investments on Siefore and their managers, the Retirement Fund Administrators (Afore).

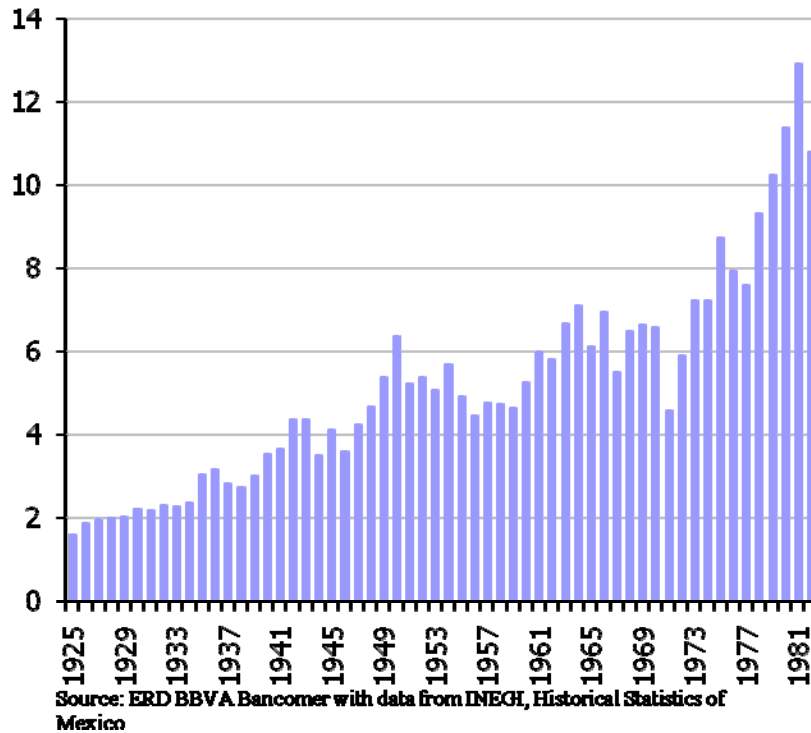
6.2) Infrastructure Development

6.2.1) The cyclic characteristics of public expenditure in infrastructure

In Mexico, the 1917 Constitution gave the State full powers to guide the country's economic development process and since then, the public sector has played a transcendental role in creating infrastructure through public works. In this important government role, two periods can be observed: the first, characterized by the direct and dominant role of the public sector in the development of public infrastructure, and the second period, which also saw strong public participation, but that no longer sought to dominate infrastructure development and thus left room for private sector participation.

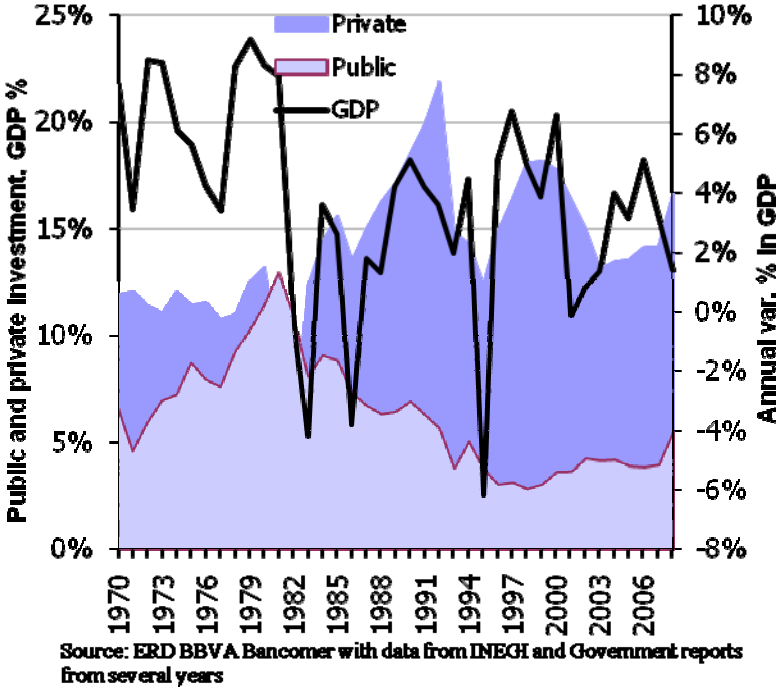
During the first period, from 1920 to 1980, the State had the objective of boosting the country's industrialization by providing the raw materials and constructing the infrastructure. As a result, the public investment as a percentage of GDP registered a remarkable expansion that went from 1.6% to 12.9% as depicted in Chart 6.1. Furthermore, during this period of time (six decades), the State also created several companies, organizations and financial institutions to support the sectors related to infrastructure projects, such as communications, transportation and energy. Based on this, the number of State-owned companies and organizations was of 1155 in 1981. Among the most important public entities created during this period which had a strong connection to infrastructure works are: National Railways, Telephones of Mexico, Mexican Petroleum (Pemex) and Luz y Fuerza del Centro Company (LYF) (Central Light & Power). Other government agencies that were included during this period include: the Comisión Nacional de Caminos (National Road Commission), the Comisión Nacional de Irrigación (National Irrigation Commission) and the Comisión Federal de Electricidad (Federal Electricity Commission).

CHART 6.1: Public Investment in Infrastructure (As a GDP %)



The economic turmoil of 1982 marked the beginning of the second period of less State intervention in infrastructure development. This newer period is characterized by a significant reduction in the size of the public sector and by less public expenditure in public works, as shown in Chart 6.2. As explained in the text below, given the need to balance the public budget, the State had to reduce its expenditure of capital and particularly, its expenditure on infrastructure. It has also had to dispose of a series of State-owned organizations and companies through major privatization programs that took place mainly between 1982 and 1994. Many of these State-owned companies were related to the infrastructure sector, for example, Teléfonos de Mexico (Telephones of Mexico) and Ferrocarriles Nacionales (National Railways).

CHART 6.2 : Economic activity and Public and Private Investment



Privatization of different State-owned companies during this second period also represented an opportunity for the private sector to participate more directly in developing infrastructure. Moreover, after the 1995 turmoil, the State has promoted new models of public-private participation.

However, the above strategy has yet to be consolidated and Mexico registers an important gap in infrastructure competitiveness. As Chart 6.3 shows, the country is ranked no. 64 out of a group of 125 nations analyzed, and is 7th in Latin America, according to information from the **World Economic Forum (2007)**

**CHART 6.3 : Infrastructure Competitiveness Index
(Rising scale 1-7)**

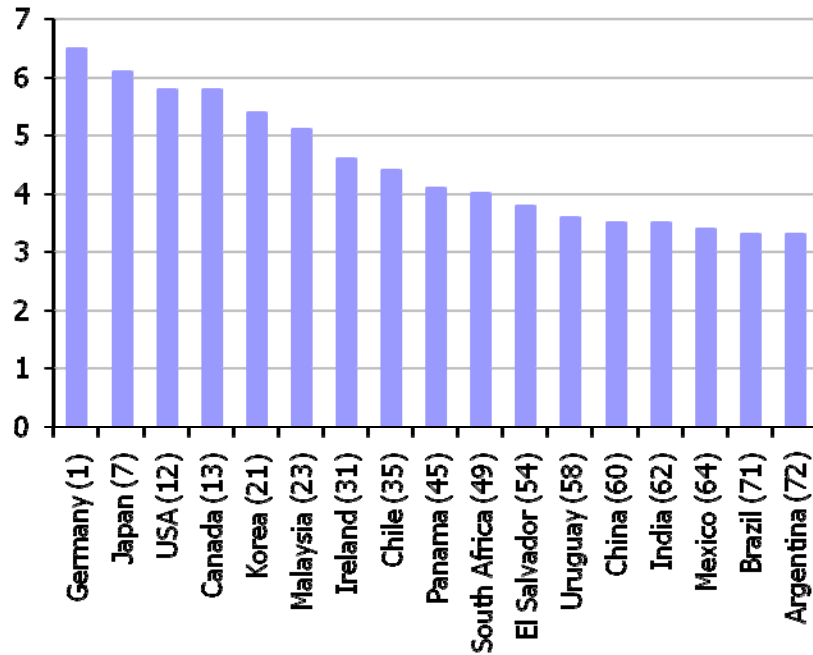
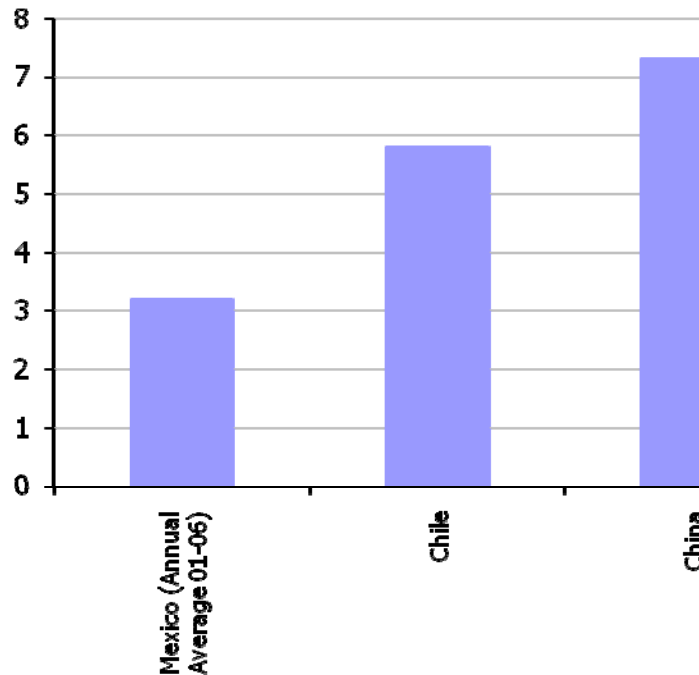


Figure in parenthesis states world rank
Source: ERD BBVA Bancomer with data from National Infrastructure Program 2007-2012.

This infrastructure competitiveness gap in Mexico directly corresponds to the low investment volumes in the country compared to those exercised by other nations. For example, between 2000 and 2006, the country's annual expenditure on infrastructure investment averaged 3.2% of the Gross Domestic Product (GDP), but excluding the petroleum sector, this average decreased to just under 2%. This contrasts with investment levels of other developing countries in Latin America like Chile and Asian countries like China, which both invest more than 5% of GDP. (See Chart 6.4)

CHART 6.4 : Infrastructure Investment (% of GDP)



Source: ERD BBVA Bancomer with data from National Infrastructure Program 2007-2012.

As stated above, the low percentage of public expenditure in infrastructure originated during a major government spending squeeze in 1982 after several episodes of economic turmoil. Crisis such as those of 1983 and 1995 also acted against establishing the conditions needed for long-term private investment, as they were followed by periods of high price instability. (See the following Charts 6.5 and 6.6)

CHART 6.5 : Economic activity 1974-2008 (Annual BRL Var. % of GDP)

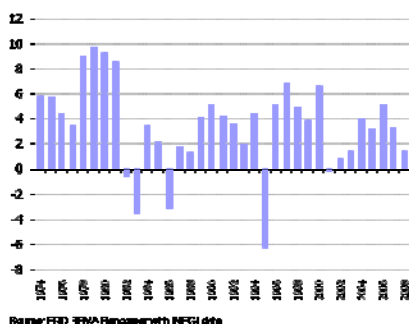
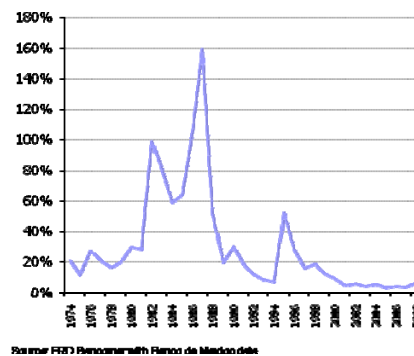


CHART 6.6 : Inflation 1974-2008 (Annual %)

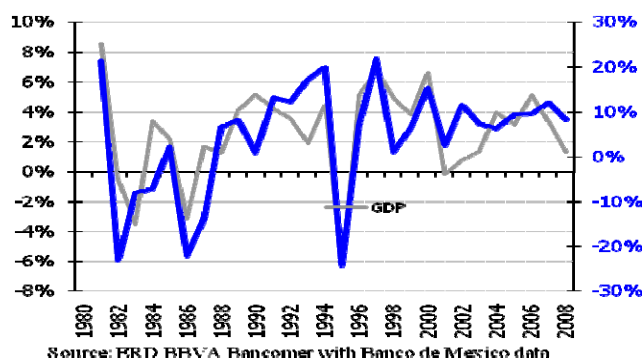


Thus, the general delay in infrastructure competitiveness in Mexico is explained by an adverse economic environment, but the effects of a negative institutional framework for long-term investment should also be taken into account. On the one

hand, a series of legislative procedures implied a cyclic trend of public expenditure at least until 2006. On the other hand, several legal restrictions on the private sector have limited its possible investment in several economic areas that, in principle, have high potential for developing infrastructure.

As to the public sector, the annual legislative process, by which up to 2006 the Mexican House of Representatives approved the Federal Expenditures Budget (PEF) with an application horizon of just one year, had a strong impact on the cyclical behavior of public expenditure regarding the productive activity as shown in Chart 6.7⁷³. After the economic turmoil of the 80's and 90's, and the corresponding declines in GDP and fiscal revenue, infrastructure investment was one the main variables adjusted in public finances.

CHART 6.7 : Economic activity and public expenditure (annual BRL var %)

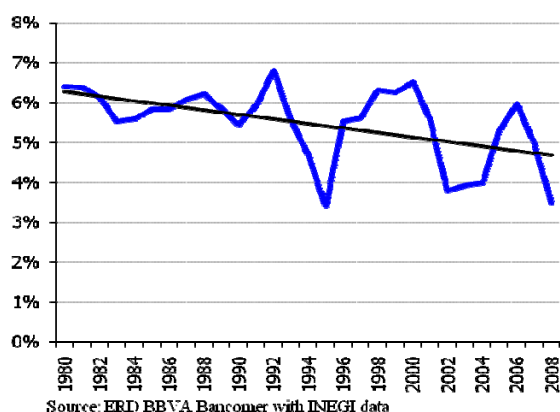


From 1980 to 2008 the correlation between BRL variations of GDP and expenditure projected within the PEF was positive and very high. 0.75 for the whole period (0.78 on average in the 80's and 90's). This high correlation implied that before the turmoil episodes and low GDP growth in the aforementioned decades, expenditure in public works was significantly reduced. It can be seen that, for example, after a GDP decline of 3.5% in 1983, public work expenditure as percentage of the projected expenditure was reduced to 6% after having registered 11% at the end of the 70's. Subsequently, public works as a share of the projected expenditure returned to 11% in 1991, but went down to 8% in 1995 after a 6.2% plunge in GDP. Finally, without sustained economic growth, the public work sector has only represented 3% of the projected expenditure since 2000.

⁷³ In Mexico, the Federation Expenses Budget (PEF) is the legal, accounting and political economy document that stipulates the nature and amount of public expenditure which the central and the directly controlled para-State sector are authorized to spend in one fiscal year. The PEF must be passed by the House of Representatives, at the initiative of the President and in accordance with the Ley Federal de Presupuesto y Responsabilidad Hacendaria, it must be submitted not later than September 8 each year, be passed not later than November 15 and be published on the Federation official gazette not later than 20 after being passed.

With respect to the private sector, the economic activity plunges of the 80's and 90's were also accompanied by major exchange rate depreciations and price instability that constituted a negative environment for capital saving and investment with medium and long term horizons. For example, in the 80's the average annual inflation rate was 69.7% and it was 20.2% in the 90's, resulting in low real interest rates that averaged annual rates of 1.6% and 2.7%, respectively, when using a 28-day CETES reference rate as a reference. Undoubtedly, the above economic and financial environment compares very unfavorably to the conditions of greater stability the Mexican economy has registered in recent years, in which for example, the average inflation rates has been 5.1% since 2000. Thus it's not surprising that in recent decades, private investment in construction has registered high volatility and downward trend as shown in Chart 6.8.

CHART 6.8 : Private Sector Gross Fixed Capital Formation in Construction (GDP %)



There are reasons to think, however, that in the future infrastructure investment could have a greater importance within public expenditure. In 2006 the Ley Federal de Presupuesto y Responsabilidad Hacendaria (LFPRH) (Federal Law on Budget and Treasury Responsibility) was published, one implication of which is that part of the public expenditure can now have a planning horizon of over a year, which helps to subtract part from part of the cyclical characteristic in this trend. In fact, strictly in terms of infrastructure, an amendment to the LFPRH in 2007 specified that multi-year distributions for infrastructure investment projects must be forecast annually in the Federal Budget Expenditure project. The amount contemplated should consider the year in question and the multi-year distributions approved in previous exercises.

It should be stated that term extension for multi-year distributions depends on proof of the contract's economic advantages and that the hiring period does not impact economic competence negatively in the corresponding sector.⁷⁴

⁷⁴Reform to the Federal Law on Budget and Treasury Responsibility (LFPRH, Ley Federal de Presupuesto y Responsabilidad Hacendaria). Published in the Official Bulletin of the Federation (DOF 01-10-2007).

Another element that will undoubtedly boost infrastructure investment is that the objective to increase coverage, quality and competitiveness of infrastructures in the country with very specific goals has been explicitly revealed within the National Development Plan 2006-2012. It is precisely in keeping with these goals that the public administration has designed the Programa Nacional de Infraestructura (PNI) (National Infrastructure Program), whose goal it is to rank Mexico within the thirty leading countries in infrastructure according to the World Economic Forum evaluation by the end of 2012. In order to do that, it states two infrastructure financing strategies: 1) to reduce administrative public expenditure through a more efficient application, and 2) to design models of public-private participation in specific arenas.

6.2.2) Participation of the private sector in infrastructure

Investment modes

In Mexico, private investment in infrastructure projects has occurred to a greater or lesser extent through each one of the financing and management modalities outlined by Alonso et al (2009). Some of the main investment formulas that have private or semi-public financing are highlighted in this section for offering pension funds the best internationally-accepted investment possibilities.

Traditional-type concessions and more recently, public-private participation models, have been the infrastructure financing and management mechanisms most commonly used by the private sector. A characteristic of both these models in Mexico is that the responsibility for providing public services through infrastructure has always lied in the Government. Thus, some of the most important forms of concession are:

a) Design, Construct, Manage and Finance (or DCMF)

This model is used in the transportation and water sectors, mainly. For example, in the case of new road construction, the Secretariat of Communications and Transportation (SCT) calls for public bidding providing all bidders with an executive project. The concession may be up to 30 years and will be awarded to the bidder requesting the least economic support from the Government or, if applicable, to the bidder providing the highest offer. In case the project's social benefit is greater than its private profitability, the Government will make an initial contribution to the project.

Recently, this type of model has been expanded to include the management or use of assets already in existence as well. Namely, in some cases the model has been modified to offer a concession to the management of new assets in conjunction with others in existence. For example, in the case of roads, the SCT integrates “concession

packages” of existing highways within the National Infrastructure Fund (FONADIN, Fondo Nacional de Infraestructura), which is described below, with projects of new toll highways that would be constructed by a winning bidder. Namely, under this extended model of private investment, the concessionaire is responsible for operating, maintaining and servicing the existing assets within the package in question, as well as building and later servicing new highways that are part of the package.

b) Build, Operate/Lease and Transfer (BOT or BLT)

These are investment models in which the private sector finances infrastructure to later operate/lease and finally transfer to the government after having been used through the long-term Productive Investment Projects model, which previously called Deferred Investment Projects in the Public Expenditure Register (Pidiregas).

Pidiregas is a public investment model with private financing that has been operated exclusively by State-owned companies such as: Petróleos Mexicanos (Mexican Petroleum, Pemex) and Comisión Federal de Electricidad (Federal Electricity Commission, CFE). Under this model, public work projects are assigned by means of public bidding to private suppliers, who must cover all investment costs. Afterwards, once the works are concluded, the projects are awarded (BOT model) or leased (BLT models) to Pemex and CFE. Under the first model, Pidiregas are direct investments, and under the second as conditional investments. In the latter model, public entities have the option of acquiring the goods in case of any contingency.

Unlike other public-private participation models in which the private sector recovers their investment either through cash flows generated by the project, or by Government payments in consideration of services rendered, in the Pidiregas model there is a cash flow guarantee that is backed up with public debt. Based on the above, the premise for the Pidiregas model to be approved is that the income they generate will be enough to cover all the costs (amortizations, depreciations, interest payment, etc) and still offer a benefit to the State-owned companies⁷⁵.

c) Projects for the Provision of Services or PPS

The PPS model involves holding a long-term service contract between a facility or entity from the public sector and an investment supplier from the private sector. Under this contract, the service provision is performed with assets the investment supplier builds or supplies, including possible assets leased out by the public sector. Ownership

⁷⁵ A reform to the Ley Federal de Presupuesto y Responsabilidad Hacendaria, published by the Federation Official Gazzette on November 13, 2008, states that as from FY 2009, Pemex will recognize for accounting and budget purposes as direct public debt all funding by third parties and financial vehicles, guaranteed by the entity to finance long-term productive infrastructure projects.

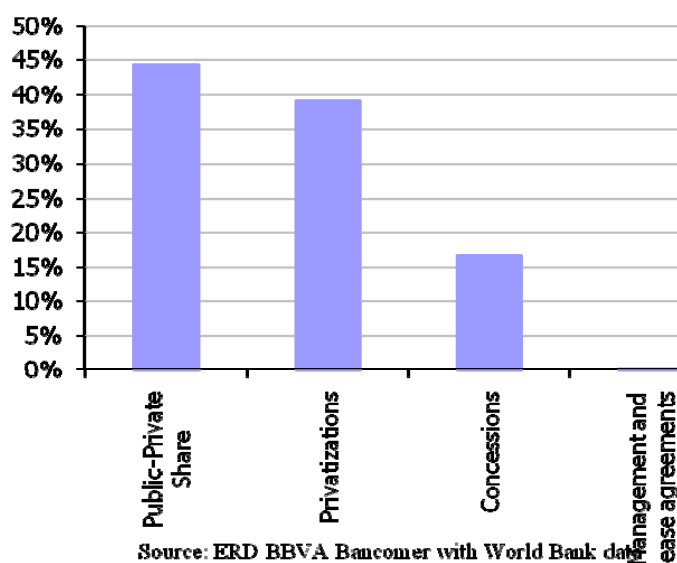
of assets with which the service is provided can be the private investor's or the Government's, but the risks associated with the project are distributed between both parties.

Under the PPS model, payments to the investor are made according to the availability and quality of the services provided. Once these criteria are met, the Government has the obligation to cover the corresponding payments, which are recorded as current expenditure.

Quantity of stocks in projects

According to information from the **World Bank (2009)**, the private sector in Mexico has been able to contribute in infrastructure projects MXN 703,916 million (US\$ 86,126 million) of accumulated value between 1990 and 2007. Within these projects, as illustrated in Chart 6.9, public-private participation and privatizations have been the main alternatives selected.

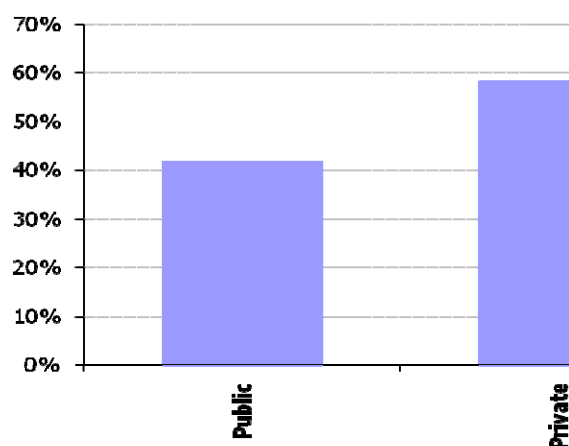
CHART 6.9 : Private investment in infrastructure projects by investment model (% of total value of projects between 1990-2007)



On the other hand, with the National Infrastructure Program (PNI), the Federal Government estimates the private sector participates in investment projects in different productive sectors, for a combined total of MXN 951 billion (US\$ 87.5 billion⁷⁶) in investment, of which the private sector represents 58.3. See Chart 6.10.

⁷⁶ States an exchange rate at the time of valuation of 10,8662 pesos per dollar corresponding to December 2007. FIX exchange rate published by the Bank of Mexico to fulfill obligations in foreign legal tender.

CHART 6.10 : Investment by funding source estimated for 2007-2012, excluding the energy sector (% of total)



Source: ERD BBVA Bancomer with data from National Infrastructure Program 2007-2012

The challenging economic environment that is being registered worldwide since the second half of 2008, has impacted the valuations and horizons for private sector infrastructure projects⁷⁷. For example, one of the most important infrastructure projects to perform with private sector investment during the period 2009-2012 is the construction of a port located in Punta Colonet, close to the US border. The project includes building and operating a public trade station, railways to United States, and the port's administration for an investment estimated by the Secretariat of Communications and Transportation of US\$ 6 billion. Although the project should have started in mid-2009, construction still hasn't been begun and there is no date defined for it, since some authorities and investors have pointed out that the project is being reviewed with the idea of determining if the project is worthwhile to carry out at all and if so, the terms in which it should be performed⁷⁸.

The case of the port in Punta Colonet, of a re-gasification plant in Manzanillo and other delayed projects, all reflect the decrease in financing situation faced by the private sector. Nevertheless, another element working against a more active participation of the public and private sectors in performing infrastructure works is a rigid institutional framework overloaded with paperwork. Common reasons for infrastructure delays range from a lack of rights to pass through property in the case of roads to a lack of environmental permits.

⁷⁷ According to a press release of Reforma newspaper, from 330 works to be carried out before 2012, a progress of 20% has been achieved. Reforma "Desinflan programa de obras" June 8, 2009. Available at www.gruporeforma.com DocId= 1087053-1066&str=infraestructura.

⁷⁸ El Universal "Punta Colonet es inviable: Banobras" Monday, June 22, 2009. Available at <http://www.el-universal.com.mx/notas/606415.html>

Progress in economic stability conditions in recent years (with the exception of the 2009 turmoil), improvements in legislative processes introduced to the medium and long-term investment horizons in the public budget, and PNI, offer better opportunities for expanding infrastructure investment in the years to come. Furthermore, these perspectives could be reinforced by a new Public-Private Participation Law that, as commented in the text below, has been announced by the Federal Government in order to promote and consolidate infrastructure placements.

Sectorial investments

At the sectorial level, private sector investment in infrastructure has been focused on the telecommunication and transportation sectors as illustrated in TABLE 6.1. As explained below, however, this is primarily a result of a series of legal limitations on private investment in other productive sectors such as energy, which, in principle, could also have a high demand of infrastructure investments.

**TABLE 6.1 : Private Sector Investments in Infrastructure
(sectorial distribution 1990-2007)**

Investment year	Energy	Telecommunications	Transport	Water and Sanitation	Total	(MXN million)	US\$ Millions
1990	0%	32%	68%	0%	100%	20,032	6,801
1991	0%	92%	8%	0%	100%	14,418	4,695
1992	0%	63%	37%	0%	100%	16,097	5,167
1993	0%	87%	12%	1%	100%	11,197	3,605
1994	0%	80%	6%	14%	100%	19,697	3,699
1995	0%	86%	13%	1%	100%	19,374	2,535
1996	2%	94%	4%	0%	100%	16,385	2,087
1997	10%	27%	61%	1%	100%	41,516	5,136
1998	24%	59%	16%	1%	100%	48,704	4,937
1999	11%	72%	12%	5%	100%	30,398	3,195
2000	42%	43%	15%	0%	100%	50,512	5,277
2001	6%	87%	5%	2%	100%	43,883	4,800
2002	42%	56%	1%	0%	100%	51,645	5,008
2003	36%	61%	2%	0%	100%	39,584	3,523
2004	14%	68%	10%	9%	100%	55,918	4,964
2005	2%	70%	27%	1%	100%	52,401	4,862
2006	11%	43%	45%	0%	100%	64,633	5,940
2007	4%	31%	62%	3%	100%	107,521	9,895
(Accumulated, 1990-2007)	12%	59%	28%	2%	100%	703,916	86,126

Source: ERD Bancomer with World Bank data

With the National Infrastructure Plan of 2007-2012, it is estimated that the telecommunications and transportation sectors (especially roads) will continue to be the main investment destinations of the private sector as illustrated in TABLE 6.2.

TABLE 6.2 : National Infrastructure Program 2007-2012
Base scenario for investment estimated by funding source
(Billion of pesos in 2007)

Sector	Public Resources	Private Resources	Total
Roads	159	128	287
Railways	27	22	49
Ports	16	55	71
Airports	32	27	59
Telecommunications	19	264	283
Drinking water and sanitation	108	46	154
Hydro-agriculture and Flood control	36	12	48
Total	397	554	951

*/ Direct impact from inertial scenario. Does not take into account gains in economic efficiency.

Source: ERD BBVA Bancomer with data from National Infrastructure Program

Some of the most important goals proposed by the PNI are organized below by sector:

a) Roads

The complete modernization of transversal and longitudinal main communication corridors around the country's major cities, ports, borders and tourist hubs with high quality roads; the development of interregional axes to improve communication between regions and road network connectivity; construction of beltway tracks and access to facilitate traffic flow continuity; and improvements to the physical condition of road infrastructure to reduce the accident rate.

b) Railways

Extending the railway system, promoting the replacement of the radial structure by a network structure to improve its connectivity; developing multi-modal corridors to make freight transport more efficient, paying special attention to corridors that join Pacific ports with those in the Atlantic and with borders; boosting the development of suburban passenger trains to significantly reduce the commute duration for workers and students; and improving the coexistence of the railway in urban areas.

c) Airports

Extending and modernizing airport infrastructure and services with a long-term vision; developing regional airports and improving their interconnection; promoting airport projects to boost the development of travel corridors; and promoting the development of airports specialized in air freight.

d) Ports

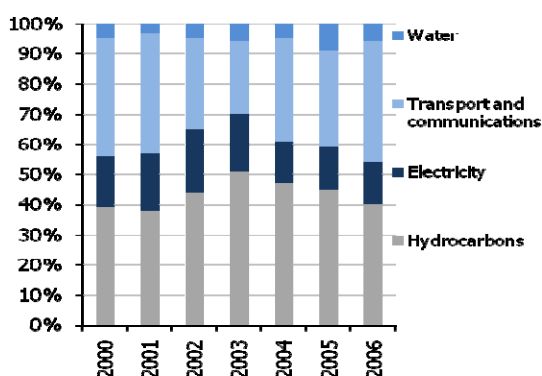
Increasing port infrastructure, particularly container management capacity; developing ports as part of an integral multi-modal transport system to reduce logistic costs for companies; promoting the competitiveness of the port system to offer a better service in accordance with international standards; and promoting the development of ports with a focus on tourism.

As was anticipated at the beginning of this section, there are institutional and legal limitations that would possible facilitate a greater infrastructure investment by the private sector if they were eased.

On the one hand, in the Constitution as well as the Foreign Investment Law some economic activity sectors are still reserved for the State that could potentially be linked to important public work and infrastructure projects. For example, oil; basic petrochemicals; electricity; nuclear power generation; radioactive materials; radio towers; and telegraphs.

It is therefore clear that among the above activities, those related to the energy sector (oil and petroleum, basic petrochemicals, electricity and radioactive minerals) are the ones associated with the highest potential demand of infrastructure works and in that sense any progress toward public-private participation models in the sector could result in greater infrastructure investment. See Chart 6.11.

CHART 6.11 : Infrastructure Investment by sectors (% of GDP)



Source: BND BBVA Bancomer with data from National Infrastructure Program 2007-2012.

The legal framework discussed contains clauses that reserve activities to people of Mexican nationality and Mexican companies and as such limits greater private investment. For example, foreign capital cannot participate in the following activities: a) National land transport of passengers, tourism and cargo, not including messaging and packaging, b) Retail trade of gas and liquid oil or gas and c) broadcasting of radio and television services, other than cable television.

By limiting the private sector expansion in areas that intensively use communication and transport infrastructure, potential development of the infrastructure sector is also limited on the demand side.

6.3) The Concession Law

As commented in the section above, the PNI proposes public and private investment as necessary for developing infrastructure in the country, based on the legal framework in force. Therefore, it should be stated that in Mexico there is no Concession Law as a single legal body. Instead, a fragmented legislative framework of concession laws and federal entities exists (though many of them partially reference the Public Works and Related Services Law (LOP)), which regulates actions related to planning, budget, contracting, expenditure, execution and control of federal public works.

Since LOP is the main benchmark on public work regulation in Mexico, this is what is analyzed in greater detail below. For example, in accordance with the LOP, facilities, entities from the federal public sector can contract provision and/or service public works by three proceedings:

- a) Public offering.
- b) Invitation to at least three bidders.
- c) Direct Award.

A Public offering is the procedure by which all public works and services related to them are awarded. To that purpose, a public request for proposals with specifics of the project to be developed or the services to be contracted is carried out so that the interested party may freely submit solvent work proposals. In order to guarantee that the State receives the best available conditions regarding price, quality, funding, opportunity and other relevant circumstances, proposals are delivered in sealed bids, which are later opened publicly.

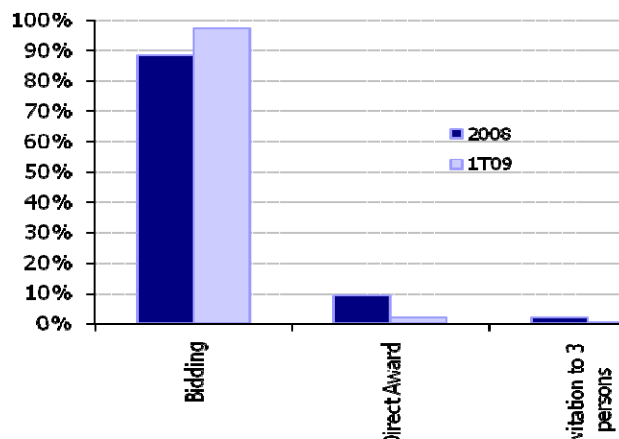
The LOP establishes that only by exception may public work contracts and services related to them be assigned by invitation (in this case at least 3 bidders) or by direct award. The above cases occur when some of the following conditions are given:

- The contract can only be completed by a single contestant since they are works of art, exclusive patent licensing, copyright or other exclusive rights.
- When it is deemed possible that the social order, economy, public services, health, security or environment of any area or region of the country is jeopardized or altered as a result of an act of natural disaster or unforeseen circumstances.

- There are duly justified circumstances that can produce losses or major additional costs.
- Contracts are performed exclusively for military or naval purposes .
- As a result of acts of natural or unforeseen circumstances, when works cannot be executed by the procedure of public bidding in the term required to attend the contingency in question.
- If the respective contract was rescinded for reasons attributable to the contractor who won the bid.
- With regard to a public bidding that has been declared vacant.
- In the case of maintenance, refurbishment, repair and demolition of infrastructure works, in which the scope cannot be established or the execution of the program cannot be elaborated.
- In the case that works which specifically require farm or marginalized urban labor, and the facility or entity contracts directly with the population of the town or place where the works are to be done, either as individuals or entities.
- In the case of services related to public works provided by an individual, provided these are performed by him, without requiring the use of more than one specialist or technician.
- In the case of consulting, advisory, study, research or training services, related to public works, having to apply the invitation procedure to at least three individuals, among which higher education institutions and research centers will be included.

If the field of works refers to confidential information, contracting by direct award may be authorized.

CHART 6.12 : Contracting schedules for Public Work (% of total)



Source: ERD BBVA Bancomer with data from the Secretaría de la Función Pública (Secretary of Public Affairs)

In practice, most contracts are assigned by public bidding as prescribed by Law. For example, in 2008, from a public work contract totaling MXN 202,666 million (US\$ 14.97 billion), 88.4% were assigned by public bidding. With regard to the first quarter of 2009, that percentage reached 97.2%, for a total amount contracted of MXN 77,152 million (US\$ 5,383 million). See Chart 6.12.

Regulations governing the public work contracting system have been inefficient for stimulating infrastructure creation. For example, the **Secretaría de la Función Pública (Secretary of Public Affairs) (2008)** has revealed that the Law's design under the guideline of administrative control has resulted in granting greater weight to complying with bureaucratic routine than to contracting purposes and results.

Apart from that, the Secretary of Public Affairs has identified that at least until 2008, there have been a series of inhibitors to public contracting:

- Inadequate planning, scheduling and budget allocation. The legal framework did not establish precise criteria for formulating annual programs in terms of public work. In the case of infrastructure works, delays due to the lack of studies and projects, delays to liberate road rights and delays for permits by the environmental authority have been common.
- Excessive internal regulations from public facilities and entities. The emphasis on checking public infrastructures was focused on at the time reviews based on formal criteria and the evaluations of results were practically inexistent.
- Deficiencies and limitations in the information systems. The Public Sector Information Service "Compranet" was not designed to gather and organize data that contracting processes generate, nor does it allow to be linked to other information systems. Thus there was no record on success or failure in public contracting with data about suppliers, contractors, prices, contract compliance, quality of goods and services, or works executed.
- Inadequate legislation for the application of new contracting schedules. Neither complex contracting public works nor services were contemplated for projects for the provision of services (PPS).

Based on the above problem, the Public Works and Related Services Law was reformulated in April of 2009 to facilitate public investment, and to achieve greater efficiency and results for the State. Among the main objectives and changes to the legal framework are:

- To speed up the application of public expenditure. It may be allocated only once the Federal Expenditures Budget has been approved and there is a corresponding expense schedule. Before, allocation of public expenditure had to have prior authorization by the Secretariat of Finance.

- Speed up execution of public works. Execution of works may be started once the rights allowing them to legally dispose of the property are in place. In the past, it was necessary to wait until having liberated, for instance, the road rights in the case of roads.
- To facilitate the evaluation of public work proposals. Works may be evaluated by points and percentages and correcting errors not affecting the solvency of the proposals will be allowed. In the past, proposals were approved or rejected completely depending on their compliance of formal requirements.
- Participation of the private sector is promoted. Individuals may submit studies, plans and programs to carry out public works associated with infrastructure projects.
- Barriers to enter proposals are reduced. Exemption from granting guarantees for hidden flaws or defects to some service contracts related with public works will be allowed. In addition, the percentage of compliance guarantees (deposits) may be reduced considering compliance track record.
- New contracting schedules will be incorporated. The possibility of carrying out public-private participation in investment projects in terms of public works in which the contractor is obliged to execute, commission, maintain and operate the work is acknowledged.
- Centralization of information. The Information Integral System as a part of CompraNet and the integration of a single registry of contractors is established.

Finally it must be mentioned that on October 1st, 2009, the Federal Executive announced sending a Public-Private Associations Law for Congress to complete the legal framework related with infrastructure works at a federal level. According to the press release from the Secretariat of Finance, approval of this Law by Congress would allow to specifically regulate public-private association projects, and in this way, offer greater legal certainty to investments. The new Public-Private Associations Law would also have an immediate goals to make projects more flexible, as well as to speed up their allocation, abate their costs and accelerate their execution.⁷⁹

Granting of guarantees

In Mexico, the Government has created funds with bank capital or in association with the private sector to promote private investment in developing infrastructure in different sectors. Under this type of agreement, the Government typically looks to make

⁷⁹ See Secretaría de Hacienda y Crédito Público “El Gobierno Federal presenta las acciones a favor de la infraestructura”, Press release dated October 1, 2009. Available at www.hacienda.gob.mx

projects fundable by means of support or guarantees in which private investors can participate and increase the multiplier effect.

The most recent example of a trust schedule to promote public-private participation is the National Infrastructure Fund, FONADIN, (Fondo Nacional de Infraestructura). This fund was created in February of 2008 with the purpose of being the coordination vehicle of the Federal Public Administration for infrastructure investment, mainly in the areas of communications, transportation, hydraulics, the environment and tourism. This fund was established as from the assets of two previous trusts: The Fideicomiso de Apoyo para el Rescate de Autopistas Concesionadas (FARAC, Support Trust for Rescue of Commissioned Highways) and with existing resources in the Fondo de Inversión en Infraestructura (FINFRA, Infrastructure Investment Fund) run by the Banco Nacional de Obras (BANOBRAS, National Bank of Works)⁸⁰.

FONADIN is intended to fund and/or contribute to funding infrastructure projects with social impact and/or profitability. The main activities contemplated by its operating rules are the following:

- Promote the integration of infrastructure project inventory with entities from the public sector.
- Provide advisors to entities from the public and private sectors for the evaluation, structure, funding and execution of projects.
- Promote carrying out studies and contracting advisors, with recoverable and non recoverable support in order to facilitate the evaluation and structure of projects.
- Grant subordinated and/or convertible loans, guarantees and capital contributions, so as to boost participation of the private and social sector in infrastructure. This area is expected, for example, to support the participation of Mexican construction companies in project proposals with guarantees.
- Promote participation of banking and non-banking financial intermediaries in infrastructure funding. The above contemplates different types of support and subsidies, for example:
 1. Grant non-recoverable contributions for carrying out public work projects.
 2. Promote carrying out recoverable and non recoverable support in order to facilitate the evaluation and structure of projects.
 3. Grant subsidies to public sector entities to support the profitability of infrastructure projects.

⁸⁰ The Fideicomiso de Apoyo para el Rescate de Autopistas Concesionadas (FARAC) is a public trust created in 1997 to undertake liabilities from a group of highways which were assigned to the private sector; concessionaires lost their investment and the FARAC has covered all their obligations from the administration of toll collection powers.

Generally, FONADIN support may be grouped into two groups: a) recoverable, for projects with social and financial profitability, and b) non-recoverable, for projects which only have social profitability. Characteristics of each of these types of support can be seen in TABLE 6.3.

TABLE 6.3 : FONADIN support to Infrastructure Investment

Type of support	Specific actions		Features
Recoverable	Funding - Studies		Up to 70% of study cost
	Subordinated and/or convertible loans		Up to 15% of investment value or 20% of debt.
	Guarantees	Credit	Up to 70% of credit value
		Stock market	Up to 50% of issuance value.
		Task	Up to 15% of project investment and up to 40% of projected revenues.
		Political risk	Case by Case
	Venture Capital	Direct	Up to 49% of the concession company capital
Indirect		Up to 20% of mutual funds capital	
Non Recoverable*	Contributions	Social profitability studies	Up to 100% of expenses
		Public work placements.	Up to 50% of investment
	Subsidies		Up to 50% of investment value. However, excesses will be shared if flows offer an internal return rate (IRR) greater than the projected.
*/ This type of support is conditional to compliance with several requirements: a) have partial or total own source of payment, applicable to projects with contracting under principles arising from Section 134 of the Constitution (efficiency, effectiveness, economy, transparency and honesty), c) projects in which participation of private sector is planned, d) there are feasibility studies that show their social profitability and e) registered before Investment Unit of Secretariat of Finances (SHCP).			
Source: BBVA ERD with data from Banobras			

6.4) Pension funds and infrastructure investment

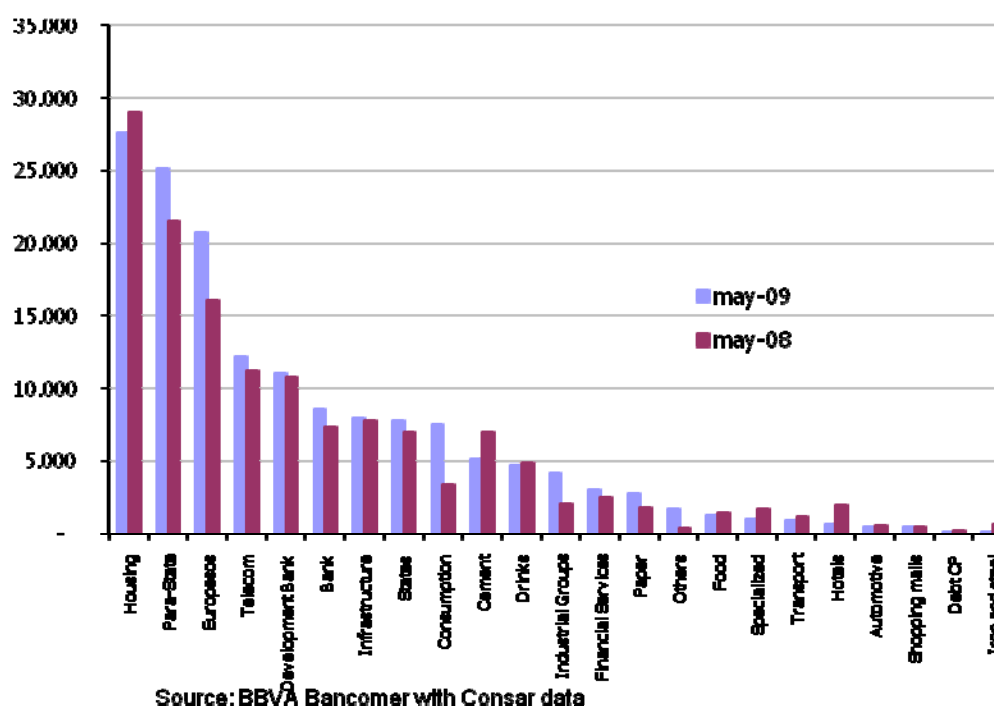
Investment framework of the Specialized Retirement Mutual Funds (Siefore) that manage the Retirement Fund Administrators (Afore) has historically allowed indirect investment of resources from the SAR retirement savings system in infrastructure projects. However, in 2007, the investment framework was reformulated to open up for the first time the possibility of direct infrastructure investment by way of trusts and financial instruments related to projects directly.⁸¹

⁸¹ A trust is a contract whereby an individual or an entity, named trustor, conveys and sets aside assets (goods or rights) to a trust entity for it to carry out an agreed-upon legal purpose for the benefit of the trustor or a third party. Under this legal function, all trust assets leave the realm of the trustor's net worth to create a separate asset managed by the trustee. The legal purpose is entailed in the *Ley General de Títulos y Operaciones de Crédito*.

6.4.1) Indirect Investment

Historically, Siefore-Afore have been able to participate indirectly in funding companies and projects related to the infrastructure sector mainly by means of debt instruments issued by companies, as well as different entities from the public sector. For example, in August of 2009, Siefore-Afore provided funding for 22.2% of the total debt issued by the private sector in the local market, channeling resources to a great amount of productive sectors ranging from housing and telecommunications, to steel and hotels.

CHART 6.13 : Siefore Investment in private debt instruments (in million of pesos)



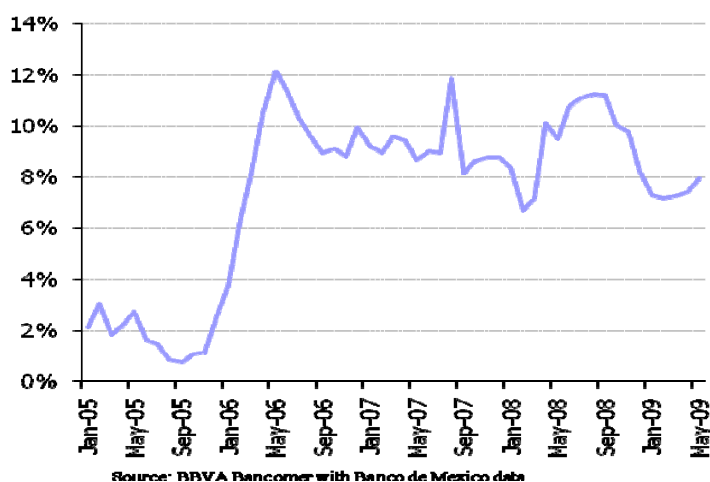
In the infrastructure sector, most resources have been designated to funding roads and highways. However, if funding to local governments (states and municipalities), housing and State-owned companies are also considered, total investment in sectors related to infrastructure could be ten times higher than currently recognized in the infrastructure arena (See Chart 6.13).

On the other hand, investment of Siefore-Afore in the equity market has been limited and only allowed through structure notes of protected capital⁸². In December of 2007 these investments represented 8.8% of the total holding value and in August of 2008 they reached their record maximum of 11.2%. After the financial world crisis,

⁸² A structured note of the protected capital is a financial instrument combining equity indexes with debt values for the value of investment to be a debt instrument and investment remains protected at maturity. Unlike a pure debt instrument, there is also the possibility to obtain yield from the variable side in case the performance is positive. The possibility of investing in equity instruments linked to equity indexes is available for Siefore-Afore as from 2005.

however, investment percentage were reduced to 7.7% in January of 2009 and since then has been about 8% (See Chart 6.14).

CHART 6.14 : Siefore-Afore share in equity market (index) % of Siefore total portfolio



The above is explained by less interest in risk by the Siefore-Afore in the reference period, but also by less exposure to international markets due to a voluntary agreement that Afore signed to support economic reactivation in Mexico. Based on the agreement of "Afore's actions to support economic reactivation, investment and employment creation in Mexico," Afore committed to, for instance, designate new resources payments, contributions and returns to investments in domestic stocks and assets to the development of infrastructure projects compatible with its investment framework, which has resulted in giving preference to other kinds of investment assets above equity indexes⁸³.

6.4.2) Direct Investment

As for the changes to the Siefore investment framework in 2007, Siefore-Afore may now invest in UDI trusts and instruments related to infrastructure projects since March 31 of 2008⁸⁴. Reforms proposed under the multiple funds model, consisting of 5 funds or Siefore, allow Siefore to invest in companies and long term projects through Structured instruments and Real Estate Investment Trusts (such as FIBRAS).

TABLE 6.4 shows the investment limitations that, as a total percentage of its portfolio, Siefore will have to invest in structured instruments and FIBRAS. These

⁸³ See Press Bulletin dated March 18, 2009 by the Asociación Mexicana de Administradoras de Fondos de Retiro AC (Amafore): "Acciones de las Afores para apoyar la reactivación económica, la inversión y la creación de empleos en Mexico". Available at <http://www.amafore.org.mx>

⁸⁴ See Circular Consar 15-20, "General rules establishing the investment regime to which specialist pension funds investment companies are subject", published at the Federation Official Gazette on August 1, 2007.

investment limitations are applied regardless to whether part or all of the investment vehicles are dedicated to infrastructure investments.

TABLE 6.4 : Siefore investment framework
Maximum % of net assets for structured instruments and FIBRAs

Siefore	Structured instruments % Max	FIBRAs % Max	Total Assets in Siefore September 2009 in million pesos
SB1	-	-	116.265
SB2	5	5	258.344
SB3	10	5	324.959
SB4	10	10	308.676
SB5	10	10	65.179

Source: ERD BBVA Bancomer with Consar data

a) Structured instruments

It is worth noting that under the new investment framework, the definition of a "structured instrument" has evolved very quickly from an ad hoc concept which only considered Siefore to another, more general and appropriate for all kinds of institutional investors, which in the future could contribute to the structure of a deeper and more liquid market.

Until August 3, 2009, structured instruments were considered by the regulation as "stocks that guaranteed their nominal value at expiration, and whose partial or total performance was linked to underlying trust assets that granted rights over their performance and/or products." By this definition, the general schedule of an instrument structured for Siefore involved three elements:

1. A long term (infrastructure) company or project to be funded.
2. Creation of a trust by the company or project to fund⁸⁵. This trust in turn had two main functions: 1) Issue senior bonds (a debt instrument issued through the Mexican Stock Exchange) and 2) Transfer resources to the investment

⁸⁵ In a trust agreement, the following parties act:

Trustor: the person who commits goods or rights to create the trust.

Beneficiary: The person who benefits from the trust, it may be the trustor himself.

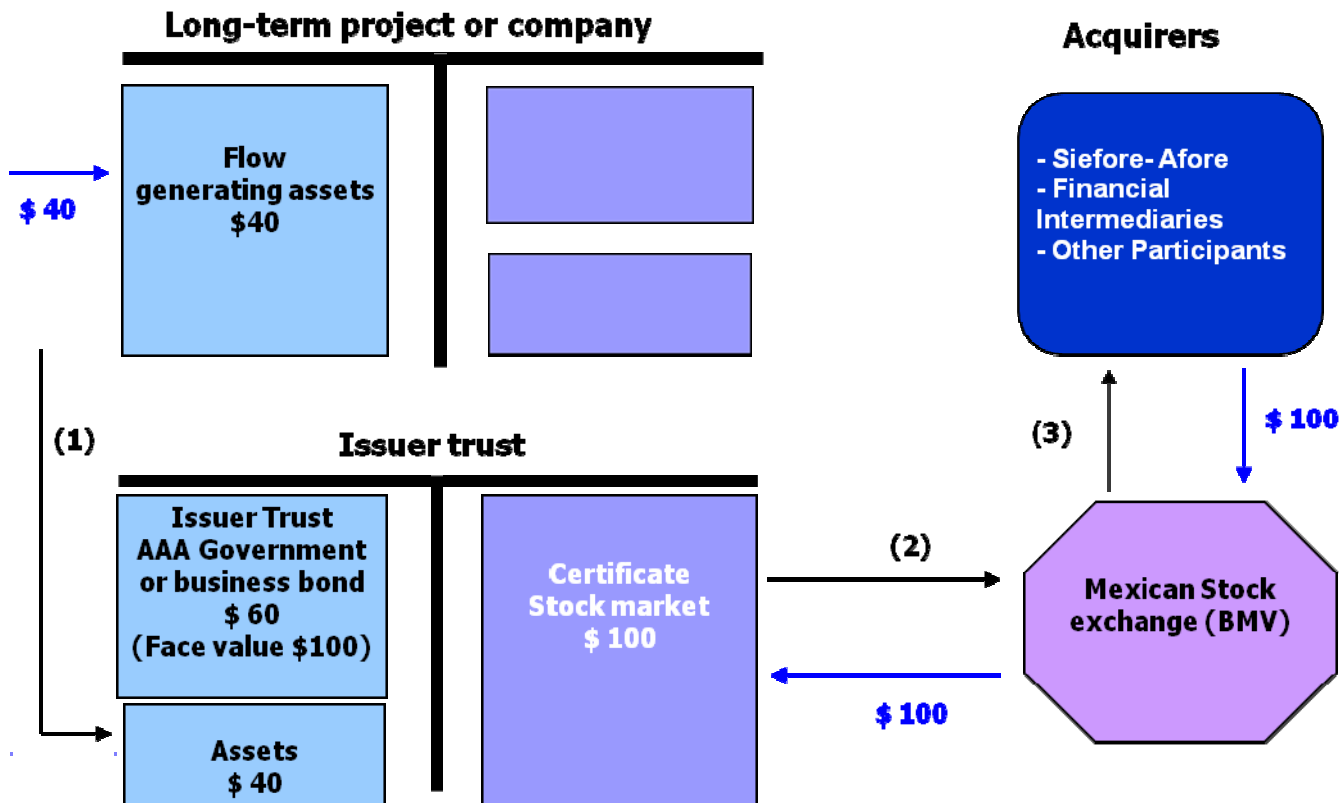
Trustee: the authorized entity to carry out trust operations and receives the goods or rights from the client (trust assets) to carry out the determined legal purpose as provided for by the trustor.

Trust assets: the trustor's goods or rights to create the trust.

company or project according to a schedule established and/or advances agreed.

3. The public investor, including Siefore-Afore, would buy the senior bonds through the Mexican Stock Exchange. (See DIAGRAM 6.1)

DIAGRAM 6.1 : Structured instrument cash flow



Source: ERD BBVA Bancomer with Consar data

It must be stated that under the previous structured instrument schedule the UDI trust had to have two types of assets to cover obligations derived from the senior bonds issuance: 1) rights over performance and/or products of assets in the long term company or project to fund. These assets are the ones remaining in trust thus offering investors the possibility of having a non-guaranteed variable performance, which will be linked to the success in operating that company or project and 2) a debt instrument issued by the company or long term project that would serve to ensure at expiration a minimum performance and total capital invested in the long term company or project.

As of August 4, 2009, however, the definition of a structured instrument changed in such a way so that, currently, those instruments are considered "senior bond trusts"⁸⁶. With this change in the structured instrument definition, Siefore will acquire senior bond trusts from now on, and not the trusts in projects or companies who will have to link them to a debt instrument or foreign debt value that will guarantee, at least, payment of a nominal value at expiration of those certificates⁸⁷.

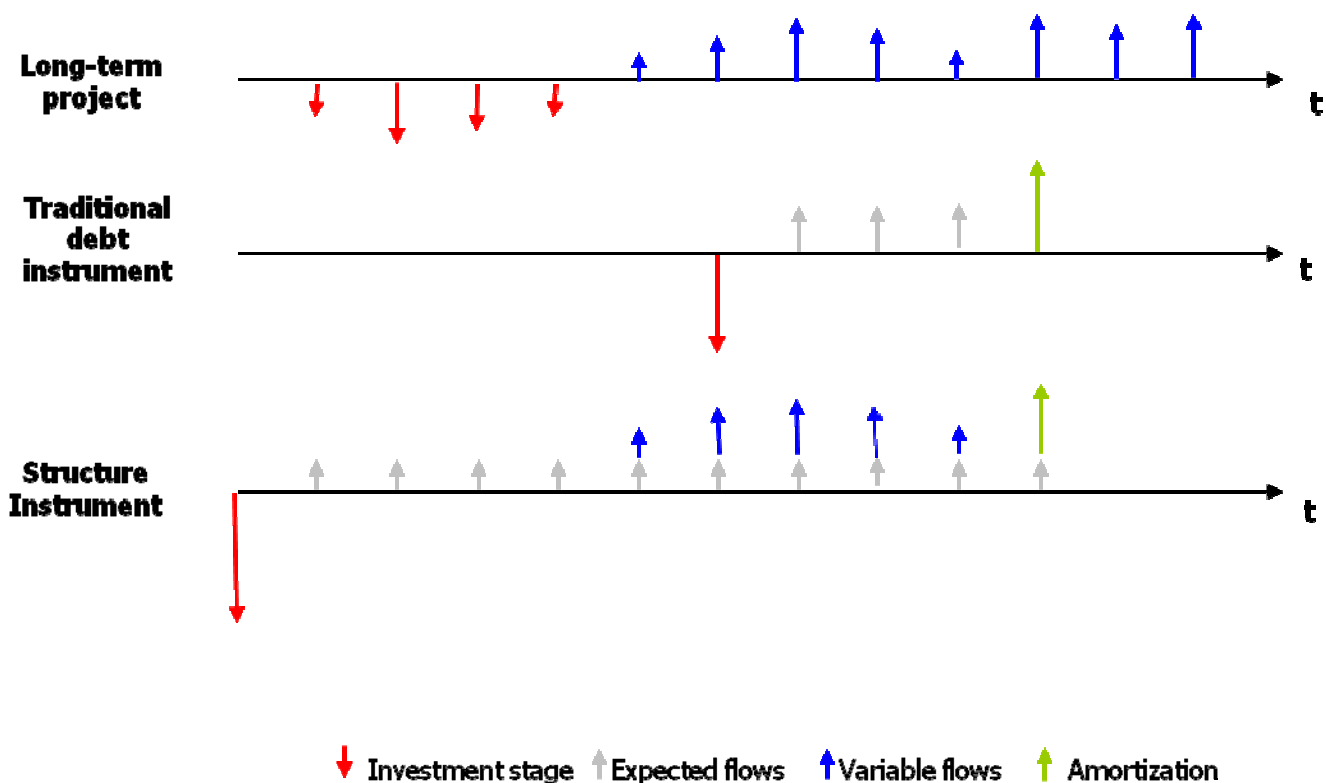
For the structured instruments to form part of the Siefore portfolios under the new and wider definition, four requirements must be met: 1) they must have the purpose of funding infrastructure projects in domestic territory, 2) none of the sections or series in their structure will establish extra contributions with charges to holders, 3) in no case will they release the issuer from the obligation of the main payment, even when that main payment is deferred or amortized early, and 4) they must not grant powers directly or indirectly regarding derivatives nor imply structures subject to funding.

Thus, the structured instrument is an investment vehicle that due to its design allows Siefore-Afore to participate in infrastructure projects from its initial stage, offering in principle greater clarity on possible cash flows of a long term project based on its structure because the principle over capital investment is protected by a debt instrument as long as performance depends on the project operation results. (See DIAGRAM 6.2 below)

⁸⁶ According to the Consar Communication published by the Federation Official Gazette on August 4, 2009, Structure Instruments are senior trust bonds for investment or funding of activities or projects within national territory from one or more entities issued in accordance with the general provisions applicable to participants of the stock market of the Comisión Nacional Bancaria y de Valores, except for those investing or financing Mexican corporate capital acquisitions from Mexican entities listed in the Mexican stock exchange and non-convertible subordinated obligations issued by Credit entities contemplated by Section 64 of the Ley de Instituciones de Crédito.

⁸⁷ Siefore which have acquired structure instruments under the old definition may keep them until amortization or maturity. Likewise, they may keep until maturity all debt instruments and foreign debt values acquired before the validity of the new rules. See second transitory Consar Communication 15-23, published in the Official Bulletin of the Federation, August 4, 2009.

DIAGRAM 6.2 : Cash flow profile in structured instruments v. long-term real projects and debt instruments



Source: ERD BBVA Bancomer with Consar data

It must also be stated that on August 10, 2009, the Mexican Stock Exchange introduced a new "senior bond trust" market, which under the new definition of "structured instrument" in Siefore's investment framework, can be defined as a vehicle for carrying out not only infrastructure, real estate and property investments, but also private equity funds. This new senior bond is known as Certificado de Capital de Desarrollo (Capital Development Certificate) or "CCD"⁸⁸.

CCDs are trust securities for a fixed or determinable period that are issued by trusts with variable and uncertain performances, which are partial or totally related to underlying trust assets. The general purpose of CCDs is that the investment allow for developing activities or carrying out projects of companies, or acquiring securities representing social capital of companies.

Under the extended definition of CCDs, these instruments can be employed to promote not only infrastructure projects, but also real estate, business, technology development and private equity projects as well. The main feature of each of these projects to fund is that performances granted by them are not produced by the main payment nor of predetermined interests, but from the enjoyment and benefits of each

⁸⁸ See Press bulletin "Reforma al Reglamento Interior de la BMV" issued by the Mexican stock exchange on August 10, 2009 available at www.bmv.com.mx, in Section "Marco Legal" / "Reglamentos" / "Reformas".

project. Thus, their flows are variable and uncertain and depend on the results of each project in particular. As stated above, current regulations for Siefore-Afore would require that those able to acquire them back up the main investment in them with some debt instrument.

Other important features of funding projects via CCD are the following:

- CCDs are not debt instruments, but capital instruments and therefore are not subject to credit ratings. They have fixed expiration terms and must meet the requirements for disclosing Corporate Government information, regulations and standards of companies listed on the Stock Market.
- Companies or projects seeking this type of funding must have a track record of operation and prove the administrator's experience of the company or project to fund.
- Property and ownership of goods and rights that conform to the assets of the project are transferred to the trust.
- Through these instruments, investors must sign a letter as evidence they know the investment risks and its cost schedule.
- CCDs must be distributed among at least 20 investors and minority investors will have protection from minority shareholders of a Stock Market Promotion Company.
- Finally, it must be stated that the trust that must be established with the CCD is responsible of releasing the project resources according to an investment schedule and in order to operate must have three governance branches: an assembly of holders (equivalent to a shareholders meeting), a technical committee (equivalent to a board of directors) and an investment committee.

TABLE 6.5 shows the structure and activity of the main governance branches of a trust in the CCD in greater detail.

TABLE 6.5 : Structure and activities of the branches of governance of a trust with Capital Development Certificates (CCD)

	Holders Assembly	Trust Technical Committee
Structure and participants	<ul style="list-style-type: none"> • Holders may appoint one member of the technical committee with 10% of the securities (this may be waived.) • Holders with 20% or more may legally oppose resolutions. • In issues with a trustor, anticipate in bylaws the possibility of appointing a director when the trust operation is equivalent to 10% of the company capital. 	<ul style="list-style-type: none"> • Made-up by at least 5, not exceeding 21 representatives • 25% of independent members when 100% of the holders are not represented in the committee • One person designated by the common representative • Holders with 10% may appoint one member of the committee
Activities	<ul style="list-style-type: none"> • Appoint members of the technical committee • Appoint and dismiss the common representative • Replace the manager • Approve investments and divestments representing 20% of the asset value • In case of significant deviations regarding the investment plan, evaluate and decide on: a) early termination, execution of guarantees and un-invested cash; b) actions regarding assets in operation and, if applicable, an orderly settlement 	<ul style="list-style-type: none"> • Supervise fund management • Propose the assembly changes suggested by the manager to the investment parameters • Establish conditions to require the return of resources if investments are not made after a certain period • Evaluate and propose the manager's dismissal to the assembly • Decide on: a) Off mandate investments, b) investments with potential conflict of interests, c) investments and divestments of assets contributing with 5% of the assets and d) celebrate agreements to exercise the vote of members in the same vein as the manager
Source: ERD BBVA with information from the Mexican Stock Exchange "Capital Development Certificates".		

b) Real estate investment trusts (FIBRAS)

The FIBRAS are securities issued by trusts dedicated to the acquisition or construction of real estate goods in national territory that are designated to leasing or purchasing the right to receive revenue from the lease of those goods. Fibras allows listing real estate revenue in secondary markets (securitized) and if applicable the capital gain of its transaction.

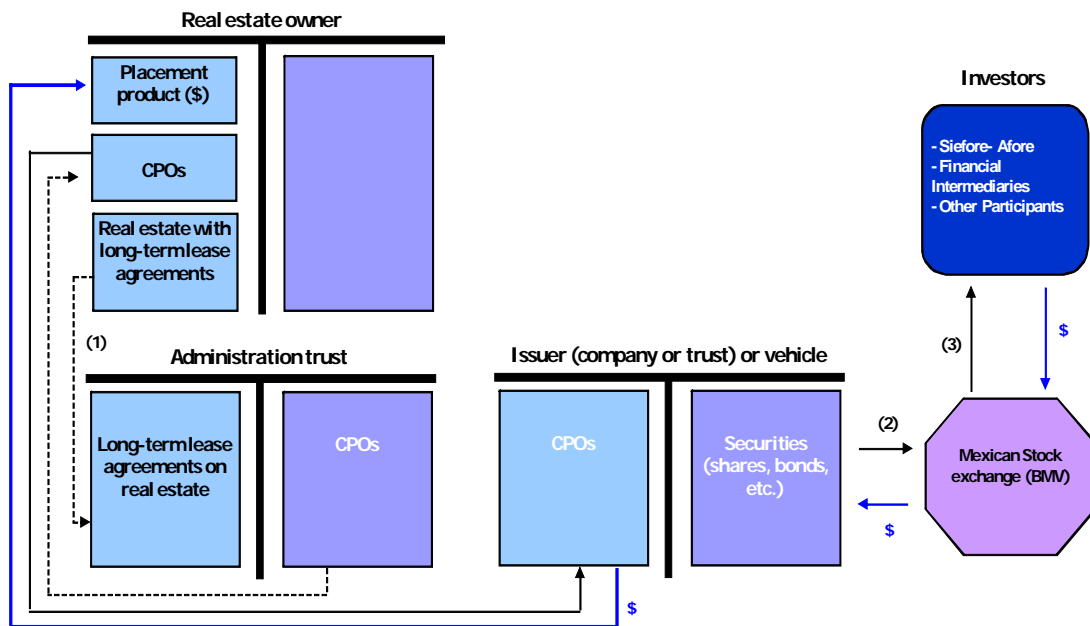
In the case of FIBRAS there are three participating elements. See DIAGRAM 6.3:

1. A real estate owner with long-term lease agreements.
2. Creation of a management trust by the owner of real estate. The management trust will have the ownership of the lease agreements and will provide certificados de participación ordinaria (common share certificates) (CPOs) in

exchange for a debt instrument issued through the Mexican Stock Exchange to the real estate owner.

3. The real estate owner gives the CPOs to another issuing vehicle (it could be another trust or company) which acquires the right over the revenue and the real estate capital gain, and in turn settles the CPOs with the real estate owner through the placement of stocks or stock exchange certificates among the investing public.

DIAGRAM 6.3 : Flow of a FIBRA

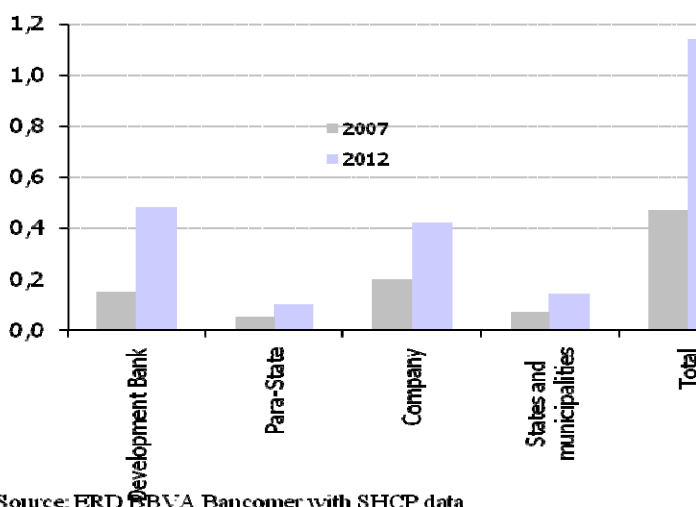


Source: ERD BBVA Bancomer with Consar data

6.5) System weaknesses for infrastructure investment

So far, Sifore has funded productive projects at different Government levels, big public and private companies, housing developers and some infrastructure projects mainly by means of different debt instruments. With the structured instruments (senior trust bonds, for example, CCD) and FIBRAs, however, there is a chance Sifore could contribute further to developing new infrastructure and funding small to medium companies. For example, according to conservative estimations of the SHCP, if Sifore maintained the makeup of its portfolios its investment in instruments funding infrastructure projects could reach over 1% by 2012. (See Chart 6.15 below).

CHART 6.15 : Infrastructure Investment possibilities (% of GDP)



Progress with structured instruments

Up to August 3, 2009, the definition of structured instruments required that long term companies or projects were linked to entities entitled to contribute goods to a trust, such as stock market promotion companies (SAPI). However, under the old definition of structured instrument, the only issue of senior bonds to be placed by a SAPI which met all the investment requirement imposed by Siefore regulations (Consar Circular 15-22 at that time) was done by Agropecuaria Santa Genoveva S.A.P.I of C.V, on June 26, 2008.

Agropecuaria Santa Genoveva placed MXN 1,650 million (US\$ 160 million) in 20-year senior bonds. The bonds were triple-A rated, which guarantees capital with debt instruments and offers the possibility of extra returns based on the assets' performance. According to information on the Mexican Stock Exchange, the primary issue of bonds was acquired by 5 institutional investors (possibly Afore) and an individual.

However, due to the new definition of structured instrument for Siefore and the introduction of the CCD in the financial market seemed to offer the best investment perspectives for pension funds in structured instruments. For example, after creating the CCD on August 10, 2009, the first CCD placement between Siefore-Afore was recorded on October 1. The share, whose collection reached MXN 6,549 million (US\$ 480 million) was placed by the "Red de Carreteras de Occidente" consortium, part of a partnership of Goldman Sachs companies and the ICA Group, and it is expected that Afore acquired about 30% of the shares. Moreover, at least 3 Afores would have a place at the Holders Assembly for their stake.⁸⁹

⁸⁹ See Alma Saavedra, "CKD, diseñado para inversores institucionales" *El Economista*, Section Valores y Dinero, October 5, 2009 and Maricarmen Cortés, "Desde el Piso de Remates", *El Universal*, October 5, 2009.

After this first CCD placement and according to information from the specialized press, in 2009 there are eight other applications by different groups who expect to be able to issue this type of securities and offer them to Sifore-Afore: 1) Corporación Tres Marías, 2) Inmar del Norte, 3) Macquarie Mexico Infraestructura 1 and 2, 4) Arrachera House, 5) Geo Maquinaria, 6) Lar Group, 7) Wamex and 8) Alasis Mexico de Interés Social⁹⁰.

On November 5, 2009, Wamex Capital carried out the first funding operation of a private equity fund with a CCD placement. Placement was for an amount of 750 million pesos, which is designated to fund small to medium sized Mexican companies⁹¹.

Progress with FIBRAs

FIBRAs' offer in the Mexican Stock Exchange (BMV) is non-existent so far. The first placement prospectus of a FIBRA was from the company Fibra Mexicana de Inmuebles S.A de C.V. (FIBRAMEX), owner of Torre Mexicana de Aviación. Launch was scheduled for February 2006, but was canceled with no rescheduling date.

Another placement prospectus arose with the Casa Blanca Trust on June 23, 2006, which had five private sports clubs as underlying assets. On November 16, 2007, however, the prospectus was canceled at the BMV so the FIBRA was never created.

The last record of a possible FIBRA was that of the self-service store Controladora Comercial Mexicana (COMERCI), which in July of 2008 revealed its plans for structuring a public FIBRA to which some of group's properties would be contributed and in which third party investment would be accepted to support the construction of new stores for the group. After the financial turmoil of 2008 and the company's solvency problems, the structured product has been suspended indefinitely.

Main limitations of investment instruments

Investment instruments currently allowing Sifore-Afore to invest directly in infrastructure present some limitations and challenges for evaluating risks.

a) Structured instruments

With regard to structured instruments, some of the main limitations and risks that are recorded under their old definition were the following:

⁹⁰ See Clara Zepeda Hurtado, "Hay 8 solicitudes para invertir en infraestructura con los CKDes". El Financiero, Finance Section. October 14, 2009.

⁹¹ Mexican stock exchange, "WAMEX CAPITAL, SAPI de CV, coloca la segunda emisión de CKDes en el mercado accionario mexicano", Press release dated November 5, 2009. Available at www.bmv.com.mx

- There is no secondary market for senior bonds, which means these instruments brought about certain liquidity risk.
- The debt instrument contemplated verified part of the structured instrument exclusively backed up by senior bonds. Based on the above, a partial or total breach in the payments due in that instrument (for example in its coupons) had direct impacts to the payments that holders of senior bonds could receive.
- Evaluation of the variable part of structured instruments always depended on different factors ranging from the trustee's experience and technical capacity for operating and managing an infrastructure project, to time variations of the exchange rate, inflation, taxation and regulatory framework.
- In case the trustee (infrastructure project operator) has to be replaced by a third party, substitutions could be difficult and expensive.
- Senior bonds did not grant ownership rights on assets generating cash flows. However, alteration in the ownership of those assets (for example an expropriation) may affect the achievement of cash flows over which holders of senior bonds have a participation right.

Under the new definition of structured instruments, particularly with the use of CCD, previous limitations and risks may be partially reduced. For example, the new definition of structured as "senior bond trust" facilitates Siefore-Afore stake in standard products that have a larger market and which could have greater liquidity in the future. In turn, the Siefore-Afore participation in the Holders Assembly under the trust that contemplates a CCD strengthens the protection of their rights as investors, since it improves their ability to supervise investment/divestment of assets and also offers them the possibility to evaluate the performance of the project manager, replacing him/her if applicable.

The CCD schedule still has different risks that Siefore-Afore should evaluate appropriately. For example, the eventual replacement of the project operator or manager by a third party could be difficult and expensive.

In turn, a great number of liquidity and non financial risks remain in the structure for these types of investments that have to be evaluated when considering their potential performances. For example, the CCD Placement Prospectus of the "Red de Carreteras de Occidente" SAPI de CV (first CCD placement in the market) shows some of the trust, political and regulatory risks of senior bonds that should also be taken into account⁹². With regard to shareholder risks of senior trust bonds, it is specified that:

⁹² See CCD placement brochure, "The Bank of New York Mellon, S.A., multiple banking entity, on shares from the Red de Carreteras de Occidente, SAPI de CV (RCOCB 09)", October 2, 2009. Definite version available at http://www.bmv.com.mx/wb3/wb/BMV/BMV_folletos_de_colocacion/_rid/190/_mto/3/_url/BMVAPP

There is no obligation to pay the amount invested by the holders or any type of interest; payment to holders is limited to the resources existing in the trust patrimony; there is no secondary market for senior trust bonds; senior trust bonds have no specific guarantees and there is no chance of evaluating performance of senior trust bonds at the time of their placement.

With regard to regulatory and political risks, as from the aforementioned placement prospectus, unexpected changes may be indicated in the price and fee policy of the public sector, instability in interest rates and exchange rate, as well as variation in the tax system and possibility of social disturbance. It must also be stated that part of these non financial risks could be mitigated through different instruments which, depending on the kind of specific risk, could be covered by insurance, subsidies and guarantees to extend concession maturities in the projects. The subject of guarantees for infrastructure projects is maintained as a key subject to facilitate their expansion and funding by Siefore-Afore.

At the same time, the use of CCDs to finance placements of private equity include a wide range of uncertainties that Afore-Siefore will carefully evaluate if required at the time of participating in this type of structure. For example, the placement Prospectus of CCD from Wamex Capital to fund companies indicates the following possible risks identified under this placement structure: 1. There is no predetermined or guaranteed performance on invested capital, 2. There are liquidity risks on investing in companies that are not listed in a stock market, 3. Individual investments are made in companies whose grade of sophistication and institutionalization are typically lower than those observed in companies listed in a public market and 4. Possible non-alignment of interests between manager and holders. With regard to this last point, the issuance of CCDs in Mexico for private equity funds incorporates some elements trying to align incentives and interests between the manager and holders of the instrument: 1. The manager participates with a percentage in each of the investments, 2. The manager's economic interest is generated once a preferred return for holders is achieved, 3. There is an investment schedule, and 4. Holders participate in an Advisory Investment Committee to define the investment policy of the fund⁹³.

b) Real Estate Investment Trusts (FIBRAS)

With regard to FIBRAs, some of the main limitations they present are the following:

⁹³ See folleto de Colocación de CCD's "The Bank of New York Mellon, S.A., Institución de Banca Múltiple, sobre los activos subyacentes que aporte Wamex Capital, SAPI de CV". Available at http://www.bmv.com.mx/wb3/wb/BMV/BMV_prospectos_de_colocacion/rid/190/mto/3/url/BMVAPP

These instruments involve risks of double taxation, which have limited their possible structure and offer to market. Although there is a full fiscal frame for the FIBRAs on the federal level, in the spheres of local Governments there is a potential problem of double taxation with the Impuesto sobre la Adquisición de Inmuebles (ISAI, Acquisition of Property Tax). This is because at State level, the assignment of rights of a trustee, as well as the transfer of property are considered "acquisitions" implying payment of ISAI. In this context, the sale of Common Share Certificates (CPOs) of the FIBRA, can lead to conclusion that ISAI sold the property as well.

The identified solution to the problem is to reform the tax regulations locally so that the sale of certificates may be considered only as injection of credit securities that do not represent the ownership of goods. Differences in each State and Municipal legislation represent an important challenge for the ISAI. To date, only the local tax regulations referred to the Federal Fiscal Code have been reformed (13 out of 32 federal entities).

Other considerations

a) International Asset Diversification

Large Pension Funds such as the Canada Pension Plan Investment Board, CPPIB, invest in infrastructure with a global vision so as to maximize their yield and diversify the assets in their portfolios. This is to say, the opportunities in infrastructure investment are analyzed more for the financial and legal stability projections of the Fund than by their geographic location.

In Mexico, all the infrastructure investment possibilities currently available for Afore and Siefore are restricted only to projects within the national territory. This situation may limit, during a second stage of investment, the potential yield of this type of asset and also requires a more careful selection of risks within the domestic supply of available projects and to diversify these as time goes by.

b) Technical evaluation of projects

Infrastructure investments are highly specialized. For analysis and evaluation purposes, large pension funds that deal in this type of asset globally form specialized units or have recourse to consultants. In Mexico, new financial vehicles and instruments for investments in infrastructure are relatively new, therefore Afore faces the challenge of putting together teams of specialists to seize new investment opportunities.

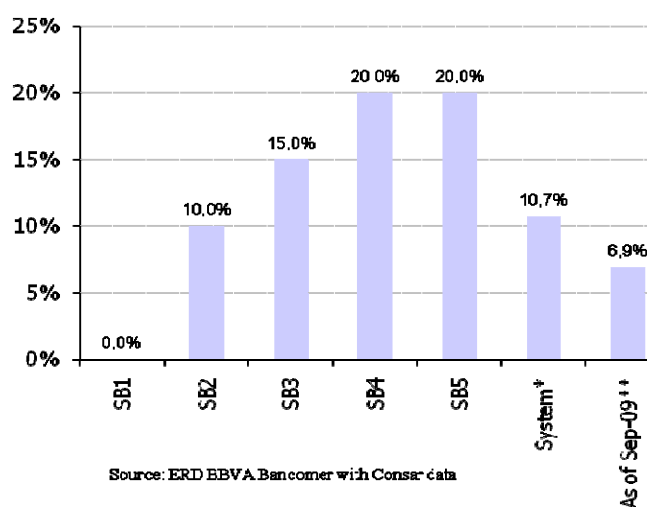
As to the private sector, it is not clear if currently there is personnel specialized in infrastructure in the country. First, the participation of the private sector in this industry

is very limited in relation to the experience of other countries, and secondly, the experience of the private sector with assets of this type has failed in the past.

For example, between 1989 and 1995, in order to expand the federal road network, and guarantee its maintenance and efficient operation, 52 highways were granted in concession to the private sector for a term of up to 50 years. In 1997, however, in face of the financial problems that affected the companies operating the highways granted the concession (caused by the 1995 financial crisis and also by problems in traffic flow estimation) the Federal Government decided to rescue 23 of the 52 highways granted in concession, assuming a debt of MXN 57.7 billion (US\$ 5.3 billion). From this amount, MXN 36.6 billion (US\$ 3.4 billion) was bank debt for the Programa de Rescate Carretero (Road Rescue Program) and MXN 21.1 billion (US\$ 2 billion) were for payments of Pagares de Indemnización de Carreteras (Road Indemnity Promissory Notes) (PICs)⁹⁴.

For this reason, it is not surprising that even with new investment instruments available for the participation of Siefore-Afore in infrastructure investment, the allocation of resources to this type of asset is still cautious and below allowable limits. The latest information available as of September 2009 reveals that according to a broad definition, only **6.9%** of the total portfolio of Siefore-Afore is allocated to cover sectors related to infrastructure (this definition includes roads, 0.7%, financing of local governments, 0.7%, para-State governments, 2.5%, and housing, 2.9%) when the maximum limit for the system of five Siefores as a whole is 10.7% (See Chart 6.16).

CHART 6.16 : Siefore-Afore investment framework (maximum % of assets allowed for infrastructure with structured instruments and FIBRAs)



⁹⁴ Centro de Estudios de las Finanzas Públicas, “El Programa de Rescate Carretero: FARAC”. Submission for the House of Representatives. July 2007

There are elements that lead us to believe that infrastructure investment may have the necessary foundations for further expansion today. On the one hand, technical assessment of infrastructure projects could be carried out with initial public sector support. The Fondo Nacional de Infraestructura (FONADIN) (National Infrastructure Fund) holds resources available to participate in the assessment, structure and execution of projects and BANOBRAS, the bank for development, for the Federal Government, has 75 years experience in consulting, project assessment and technical assistance for the development of infrastructure projects and the financing of public works at all government levels.

On the other hand, it is encouraging that on October 1, 2009, the Federal Executive made the “Anuncio de Reformas al Marco Legal y Acciones para Incrementar la Financiación en Infraestructura” (Announcement of Reforms to the Legal framework and Actions to Increase Infrastructure Financing)⁹⁵. This may stimulate greater public sector support for projects through more efficient regulation and guarantees for specific projects, especially considering that the pension resources in Afore may play a key role in promoting infrastructure development.

6.6) Conclusions

In this chapter we analyzed the Mexican experience in the formation of infrastructure assets. Our analysis specifically focused on three aspects: 1) Reviewing public sector activity in the construction of public works and infrastructure, 2) Showing opportunities offered in the legal and institutional framework for the private sector to contribute to the development of infrastructure, and 3) Identifying opportunities for pension fund administrators (Afore) to finance, and benefit from, infrastructure investments.

In reference to the first point, our analysis reveals that the public sector in Mexico has played a vital role in the development of the country's infrastructure and will undoubtedly continue to lead the country in this respect. In this sense, there is a series of reforms and important steps which will facilitate construction of public works. For example, the implementation of multi-year budgets for the allocation of public expenditure in infrastructure, a reform of the *Public Works and Related Services Law* which in principle increases the speed of public expenditure, clear investment targets for the public sector over the next few years under the National Infrastructure Program (PNI), as well as the creation of a public pool of assets to finance these projects (FONADIN).

⁹⁵ See Secretaría de Hacienda y Crédito Público “El Gobierno Federal presenta las acciones a favor de la infraestructura”, Press release dated October 1, 2009. Available at www.hacienda.gob.mx

Facing the constant need to adjust expenditure to public revenue, it is clear that the private sector will have to increasingly share in public sector investment. Furthermore, this trend could be consolidated in the near future by means of the recently announced Public-Private Associations Law, which provides greater legal clarity for the private sector in its joint investments with the public sector.

According to the National Infrastructure Plan, Mexico requires annual infrastructure investments of 3.5% to 4.5% of its GDP over the next few years to achieve a level and quality of infrastructure similar to that of Chile. It is estimated that to achieve this financing, 58.3% of the resources must originate in the private sector, which will undoubtedly make for interesting investment opportunities not only for construction and development, but also for commercial banks and investment institutions such as pension fund administrators (Afore).

With this in mind, in the second part of this chapter we showed how the investment framework of Afore has undergone important advances in that it increased its range of investment instruments to allow administrators to obtain better risk-performance ratios for their portfolios of pension funds (Siefores). With respect to infrastructure investments specifically they concentrated mainly on public debt and private enterprises in the infrastructure sector. As of March 2008, however, new investment opportunities arose due to modifications in the investment framework that made it possible for Afore to invest directly in infrastructure projects according to the *Project Finance* model, which allows the use of structured finance instruments and real estate investment trusts (fibras).

It must be pointed out, however, that it was not possible to consolidate the *Project Finance* model in Mexico for a variety of reasons: a) there has been a lack of infrastructure investment projects since the mid-90s, and although in recent years great efforts have been made to stimulate infrastructure expenditure, the 2008 financial crisis has delayed the largest projects, b) there exists limitations on private sector participation that could potentially give rise to large infrastructure investments such as in the power sector, c) there is a lack of a unified legal framework which comprehensively regulates public-private partnerships, which, as was already mentioned, the current concession regulation distributed to different government agencies, and d) a variety of obstacles, which, in practice, have restricted new investment vehicles for institutional investors (Afores, insurance companies and investment firms) to invest in infrastructure. As such, there has been a lack of projects organized according to the framework of structured instrument and there have even been problems relating to the double taxation of real estate investments.

Furthermore, it must be pointed out that the slow evolution of Afore's investment framework has limited, to some measure, investors' interest in infrastructure investments. In Mexico, the investment framework has slowly evolved to include a

wider range of investment instruments such as index protected investment notes. However, this passive investment strategy could limit the capability of institutional investors to assess new types of assets (infrastructure, real estate, private capital, etc.) and thus could slow the development of Mexico's financial markets. For example, Afore authorized investment in the derivatives market in 2002, but to date it is still not in wide use.

With an aim of further developing the financial markets and determining the basis for Afore to invest in new instruments and asset classes, it may be convenient to permit the investment framework to include Afore's direct participation in the stock market. This is the direction taken by pension funds in more developed countries such as Australia and Canada, which is also being followed by Chile and Peru in Latin America. In addition to the possible short-term benefits of allowing pension funds to follow active investment strategies, the long-term benefit to the financial markets in which they operate is that it would allow them to gain the necessary experience and capacity to analyze new instruments and subsequently participate in transactions involving new asset classes such as infrastructure investments.

Along these lines, a major short-term investment from pension funds in infrastructure also requires that these investors have a wide range of investment instruments available, and specifically, instruments that are better suited to their risk analysis and management capabilities. Therefore, in consideration of international experience, it is advisable that Mexico is allowed to use debt instruments such as so-called "infrastructure bonds", which have been very successful in countries like Chile.

7) PENSION FUNDS AND INFRASTRUCTURE IN PERU

7.1) Introduction

In Peru, it is possible to identify two periods in the evolution of infrastructure investment during the last few decades. The first of these, which includes the period from the beginning of the 80s to the beginning of the 90s, was characterized by a preponderance of construction and infrastructure management by the public sector in comparison with the private sector. During the second period, from the beginning of the 90s until present times, private participation has increased considerably with the privatization process that took place during the last decade of the 20th century. After the peak in 1999 (4.5% of GDP), however, investment participation as a percentage of GDP went down to 1.7% in 2005. This trend is a major concern due to the growing infrastructure gap facing the country. In 2005, the gap was calculated to be US\$ 23 billion, whereas in 2008 it was somewhere around US\$ 38 billion or about 30% of GDP.

With the aim of stimulating pension fund infrastructure investment, the Superintendencia de Banca y Seguros (SBS, Superintendencia of Banking and Insurance) allowed pension funds to purchase concession project financial instruments beginning in the year 2000. In spite of successive legislative initiatives since the year 2000 that had the aim of stimulating this financial model, the participation of pension funds in infrastructure financing has not been as successful as desired. According to figures from August 2009 published by SBS, investment in the sector reached 14.8% of total administered funds. This figure includes direct investment in infrastructure projects and, to a greater extent, the purchase of debt instruments or stocks issued by companies awarded the projects or of their affiliate companies. In the case of the latter, it should be remembered that the funds invested into these companies are not necessarily used for investment in infrastructure development. If we consider that direct investment is 3.5% of the total of funds administered by the PFA, it is easy to understand the need to develop mechanisms that allow for greater resource allocation to infrastructure projects.

With this objective in mind, during the past year the PFA, in coordination with the State, have created a specialized fund to channel resources from the PFA by means of Public-Private Partnerships and by establishing a trust fund to invest at least an additional US\$ 300 million. Furthermore, PFAs, in coordination with multilateral organizations and the State, continue searching for alternative mechanisms to provide greater flexibility to their investments in these projects.

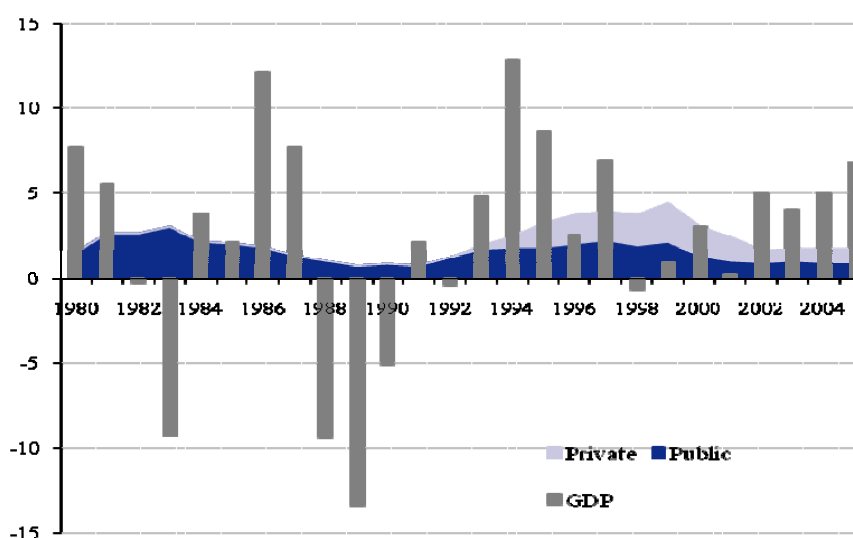
7.2) Recent Infrastructure Development

7.2.1) Cyclical nature of infrastructure expenses in Peru

In Peru, it is possible to identify two clearly different periods in the evolution of infrastructure investment during the last three decades. The first of these, which includes the period from the beginning of the 80s to the beginning of the 90s, was characterized by the development of large infrastructure projects mainly by the State, with little private sector intervention. During the second period, which began at the beginning of the 90s and continues up to present times, the private sector has achieved growing importance due to the privatization process.

An item worth highlighting in reference to the participation of the private sector in infrastructure investment is that partial compensation for cyclical processes of fiscal consolidation are allowed, which is normally associated with cutbacks in public capital expenditure. The greater presence of the private sector in the total investment in infrastructure has exerted a dampening effect on the cycle that, in great measure, reduces volatility and generates positive effects related to greater long term growth. Studies such as those performed by Paliza (1999) and Abusada *et al* (2004) show this positive impact of private infrastructure investment on the efficiency and growth of the Peruvian economy.

CHART 7.1 : Public and private infrastructure investment in public services, 1980-2005 (GDP %) and GDP growth

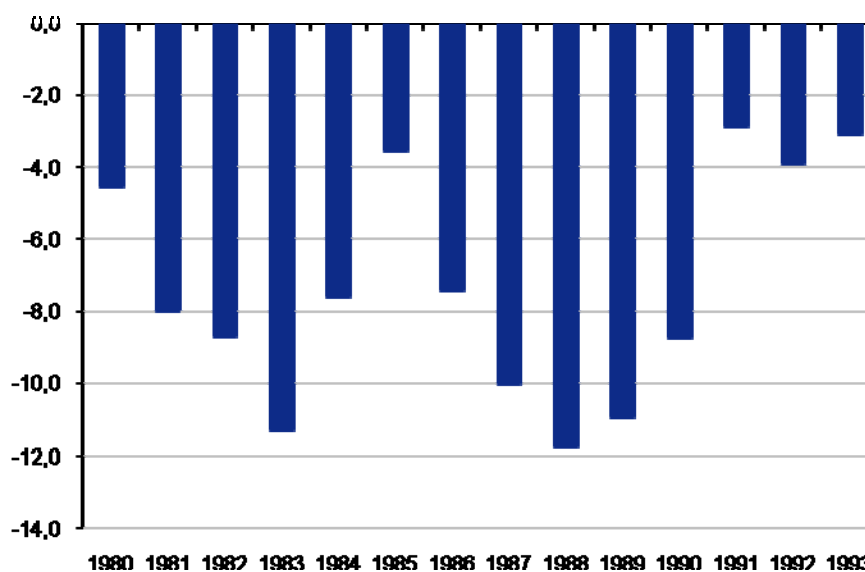


Source: MEF, MTC, VMCS, MINEM, OSIPTEL, OSITRAN, and Calderón and Servén (2004). Produced by: IPE

1980-1993 Period:

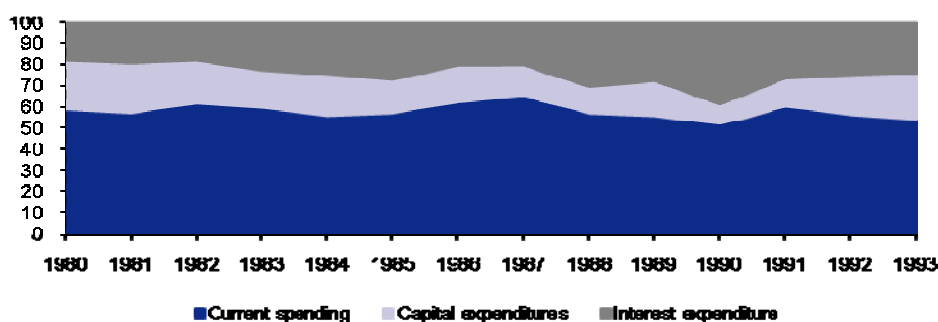
This period was characterized by the weakness of public finances, marked by an inappropriate composition of public expenditure (concentrated in current and financial expenditure), the lack of financing and also significant political instability. All these factors significantly limited the accumulation of physical capital by the State.

CHART 7.2 : Non-financial public sector overall balance, 1980-1993 (GDP %)



Source: Banco Central de Reserva del Peru (BCRP) (Central Reserve Bank of Peru)

**CHART 7.3 : Total Central Government Expenditure according to type, 1980-1993
(% of expenditure)**



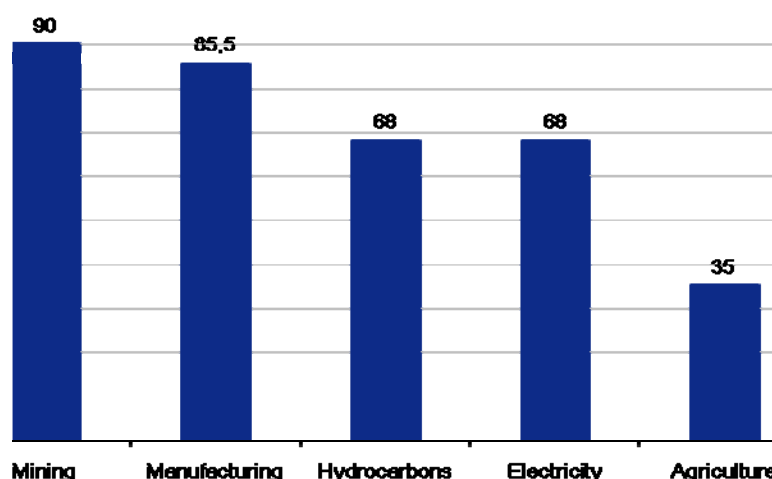
Source: BCRP

At the beginning of the 90s, a reform process was initiated that had the aim of achieving the economic stability of the country and ensuring greater efficiency in the use of resources. The aim was to generate the necessary incentives to achieve greater private sector participation in productive activities, in which the public sector had played a major role during the two preceding decades, but with poor results. Measures were implemented to achieve greater commercial liberalization, stimulate the development of the financial market and reform the taxation system and the labor market. Additionally, in 1993, the Pension System was reformed and a parallel private system to the Distribution System was created, and in 1994, the privatization of Public Enterprises began.

The period between 1994-present

The second stage of reforms began in 1993 and 1994, in which participation of the private sector in the management of the economy accelerated, especially with regards to infrastructure development achieving greater sustainability of public finances. According to the Ministerio de Economía y Finanzas (MEF, Ministry of Economy and Finance), in the period between 1991-2000, 228 companies were privatized for a total value of US\$ 9,221 million (PEN 22,803 million), and a further commitment to invest US\$ 11,779 million (PEN 29,129 million), concentrated in large projects, especially in the telecommunications and energy sectors.

CHART 7.4 : Privatization by Sector, 1990-2001 (%)



Source: Ministry of Economy and Finance, 2002

Since 2002 investments have decreased significantly, from about 4.5% of GDP (public and private investment) at the end of the 90s, to 2% of GDP today. This level is very far from the percentage achieved by other countries of the region such as Chile,

which allocates almost 6% of its GDP to infrastructure investment⁹⁶. In spite of this, the private sector continues to make almost the same amount of investment as the public sector, which shows the important role it may continue to play in the future.

7.2.2) Private sector participation in infrastructure

According to Grade (2002), positive results have been obtained with the privatization process. Their conclusion is that private companies are more efficient and profitable than comparable public companies. Especially in the more competitive sectors, like financial services, it has been demonstrated that privatized banks showed results that converged towards similar ones obtained by leading private banks. Privatization was a positive phenomenon for the country, and inefficiently State managed public service enterprises passed into better management in private hands.

Furthermore, during this second period different mechanisms were created to promote private investment in infrastructure. Some of the most significant positive experiences were:

1. Agencia para la Promoción de la Inversión Privada (Proinversión, Agency for the Promotion of Private Investment):

In 1992, Decreto Legislativo N° 674 “Ley de Promoción de la Inversión Privada en las Empresas del Estado”, (Legislative Decree No. 674 "Law for the Promotion of Private Investment in State Enterprises") created a Comisión de Promoción a la Inversión Privada (COPRI, Private Investment Promotion Committee) and the Comité Especial de Privatización (CEPRI, Special Privatization Committee), agencies which were in charge of the promotion of private investment in the privatization process. This new institutional framework made it possible to carry out more relevant privatizations during the decade of the 90s, enabling a large flow of investment commitments. These were mainly concentrated in the telecommunication, energy and mining sectors.

Due to the convergence of different political and economical factors, the privatization process slowed down notably at the end of the decade with the fall in the volume of associated investments. On the one hand, dissatisfaction and criticism by the population increased in relation to some privatization processes that had been carried out (mainly related to the subject of tariffs), a phenomenon that was channeled through different political entities. Furthermore, since late 1997, the country suffered a series of negative events that had a marked economic impact, such as the 'Niño' phenomenon and the economic-financial crises that originated in Asia and Russia. Lastly, the resignation

⁹⁶ As per data from CG/LA Infrastructure Strategy Group.

of the President at the end of 2000, caused an internal institutional crisis that lasted longer than was desirable, significantly contributing to the fall in private investment⁹⁷.

Once the political and institutional framework was re-established, the Agencia de Promoción de la Inversión Privada (Proinversión, Agency for the Promotion of Private Investment) was created in 2002 by Supreme Decree No. 027-2002-PCM. This entity had the aim of uniting all the efforts made by private investment entities, absorbing, amongst others things, the COPRI and different investment institutions, with the main objective of stimulating concessions. Under this new model, between 2002 and March 2009 Proinversión achieved 32 concession projects with an associated investment commitment of US\$ 4,300 million (PEN 14,126 million).

2. Public-Private Participation (PPP):

One more action taken during this decade was the implementation of Public-Private Participation (PPP) models, as an alternative to achieve investments in large infrastructures. Since 2002 (the year these PPP began operating) up to the present time, only 16 contracts have been signed, which is not a very high number. The main explanation is related to the lack of transparency and clarity of the related regulatory framework for the concession system in Peru. In fact, regulation of the PPP Law that had the aim of promoting private investment in basic services and infrastructure (roads, drinking water, irrigation, ports, etc.) did not come into force until the end of 2008.

⁹⁷ However, in spite of that, some concession processes to the private sector may have been led to good course as the case of Jorge Chávez international airport, delivered to consortium Lima Airport Partners at the onset of 2001.

**TABLE 7.1: Relationship of concession contracts under PPP model
(in US\$ million)**

Concession	Type of concession	Investment (Reference)	Term	Contract subscription
Roads				
4 Road Network: Pativilca-Trujillo Trench	Self-sustainable	360	25 years	feb-09
5 Road Network: Ancón -Huacho-Pativilca Trench (Panamericana Norte)	Self-sustainable	73	25 years	ene-03
6 Road Network: Puente Pucusana-Cerro Azul-Ica Trench (Panamericana Sur)	Self-sustainable	229	30 years	sep-05
North IIRSA: Paita-Yurimaguas	Co-financed	220	25 years	jun-05
South IIRSA Trench 1: San Juan de Marcona-Urcos	Co-financed	99	25 years	oct-07
South IIRSA Trench 2: Urcos-Inambari	Co-financed	263	25 years	ago-05
South IIRSA Trench 3: Inambari- Iñapari	Co-financed	332	25 years	ago-05
South IIRSA Trench 4: Azángaro-Inambari	Co-financed	215	25 years	ago-05
South IIRSA Trench 5: Matarani- Azángaro and Ilo-Juliaca	Co-financed	183	25 years	oct-07
1B Intersection – Buenos Aires-Canchaque (Costa Sierra)	Co-financed	31	15 years	feb-07
Ovalo Chancay-Huaral-Acos (Costa Sierra)	Co-financed	34.2	15 years	feb-09
Airports				
First airport group of provinces of Peru	Co-financed	78	25 years	dic-06
Ports				
New Container Terminal in Port Terminal of Callao – South Area	Self-sustainable	734	30 years	jul-06
Sanitation				
ENFAPATUMBES- Drinking water and sewer service in Tumbes	Co-financed	73	30 years	sep-05
Huascacocha- Rima- Drinking water supply for Lima	Self-sustainable	77	20 years	ene-09
Irrigation				
Olmos-Trasvase	Co-financed	185	20 years	jul-04

Source: Proinversión, MTC. Preparation: MEF

**TABLE 7.2 : Private infrastructure participation, 1990-2007
(Number of projects and amount in US\$ million)**

Sector	Sub-sector	N°	Investment
Energy	Electricity	26	5.365
	Natural gas	2	990
	Total energy	28	6.355
Telecom	Telecom	8	9.770
	Total Telecom	8	9.770
Transport	Airports	3	430
	Railways	2	62
	Ports	2	426
	Road systems	11	1.988
	Total Transport	18	2.906
Sanitation	Treatment plant	1	80
	Drinking water	1	72
	Total drinking water	1	152
Total		55	19.183

Source: PPI Database, World Bank

In summary, the greatest participation of private investment since the beginning of the 90s amounted to a total of 55 infrastructure investment projects, with the energy and telecommunication sectors being the biggest beneficiaries with more than 80% of the total associated investment of US\$ 19 billion (PEN 54,537 million).

Economic Stimulus Plan and Infrastructure in 2009

With the aim of dampening the impact of the international crisis on the Peruvian economy at the beginning of 2009, the Government launched a Plan de Estímulo Económico (PEE, Economic Stimulus Plan) focusing on stimulating productive activity, social protection and infrastructure investments. The objective was to increase productivity and promote long term growth. As in all situations of crisis, the current moment has served as the mechanisms that will allow a search for greater effectiveness of the current infrastructure development processes in the country, with greater private sector participation.

In regards to infrastructure, the PEE has, as its main objective, the completion of twelve large infrastructure projects that require a total of approximately US\$ 627 million (PEN 1,977 million). Other measures to strengthen national infrastructures have also been contemplated, such as:

- Creation of a fund for infrastructures of US\$ 500 million (PEN 1,576 million), to finance projects carried out by PPPs. This fund will have an initial State contribution of US\$ 100 million (PEN 315 million) and the rest is expected to be completed with contributions by multilateral organizations and private, local and/or international financial institutions that wish to participate.
- The formation of regional trust funds, one per region, that should generate resources of US\$ 850 million (PEN 2,680 million), to be invested during 2009 and 2010.
- Temporary suspension (during the period 2009-2019) of the application of the public-private partnership method to some investment projects, with the aim of facilitating the participation of PPPs in the execution of large works. Applicable to PPP projects with budgets of more than US\$ 116 million (PEN 366 million) approximately, which require co-financing greater than 30% of the estimated cost.

It must be highlighted that in the Plan de Estímulo Económico (PEE, Economic Stimulus Plan) the component dedicated to infrastructure investment is an important item, not only in the allocations the State must contribute directly, but also in the concession processes that would be allocated during the year. Thus, approximately 63%

of the total value of the PEE is allocated to infrastructure works, with special participation of investment projects and regional trust funds.

TABLE 7.3 : Economic Stimulus Plan and Infrastructure Investment

Item	In millions of Soles	US\$ million
Investment Projects	1967	627
Infrastructure investment fund	320	100
South IIRSA	773	245
Regional trusts	2600	825
Costa Verde Project	16	5
Investment permanence	1765	560
Investment permanence - Tarma	60	19
Highway maintenance	300	95
Santiago de Chuco Shorey Highway	20	6
Total	7.821	2.482

Source: Ministry of Economy and Finance, January 2009

With reference to investment projects, they are concentrated in small activities in projects with rapid maturity, which would have short term effects on production and employment. For the same reason, priority investment was given to certain productive sectors or branches that have relevant impacts on the real sector.

TABLE 7.4 : PEE: Forecast investment, classified by amount and sector (US\$ million)

Range	Amount	Sector	Amount
Less than 3.3 million	14	Transport	298
From 3.3-16.7 million	213	Education	40
From 16.7-33.3 million	178	Healthcare	239
More than 33.3 million	221	Sanitation	49
		Defense and justice	0
Total	627	Total	627

Source: Ministry of Economy and Finance, 2009

The PEE was also accompanied by greater government agency activity to attract private sector participation in investment processes. Proinversión awarded concessions to different sectors such as the Huascacocha water transfer project (December 2008, US\$ 76.9 million), the Road Network 4 (December 2008, US\$ 360 million), the Taboada waste-water project (February 2009, US\$ 170 million), the construction of Puerto de Paita (Paita Port) (April 2009, US\$ 128 million), the construction of the Sol freeway (June 2009, US\$ 360 million), etc. The sum total of these projects was US\$ 1,192 million (PEN 3,758 million) in investment.

The infrastructure projects pending allocation in 2009 are a series of sea and river ports, amongst which the following stand out: San Martín (US\$ 62.3 million) in Ica, Pucallpa (US\$ 16.7 million) in Ucayali, Salaverry (US\$ 159.1 million) in La Libertad, Yurimaguas (US\$ 61 million) and Iquitos (US\$ 15.7 million) both located in Loreto. Furthermore, it is expected that in the last quarter of the year the concession of the second group of regional airports (US\$ 237 million) will be awarded and before December the concession of the Interocéánico Centro will be awarded, a work that has been paralyzed for three years. These projects, that have a commitment of investments for approximately US\$ 550 million (PEN 1,734 million), which will serve to decrease the country's infrastructure gap and to attenuate the effects of the international economic crisis.

7.3) The Concession Law

Regulatory Framework

During recent years, a significant boost has been given to infrastructure investment by means of a greater number of concessions. The main objectives pursued with these concessions is the improvement and development of infrastructures in the country with private sector participation and the final achievement of an appropriate supply of services in quality, coverage and access for a greater number of users.

An appropriate legal framework is one of the indispensable elements to promoting greater investment in this type of project. This has changed over time due to the passage of different laws and currently it is still somewhat vague and confusing. The regulatory framework must ensure that concessions be awarded with transparency and that there should be a clear model to prevent possible distortions.

In 1991, the first laws promoting the investment process was passed. The Ley de la Estabilidad Jurídica de las Inversiones Extranjeras (Law of Legal Stability for Foreign Investments) passed in August 1991 by Legislative Decree No. 662 guarded foreign investments. This was complemented by the Ley Macro para el Crecimiento de la Inversión Privada (Macro Law for the Growth of Private Investment) approved by Legislative Decree No. 757, which gave foreign investors access to most economic activities and recognized their rights to the same opportunities as national investors.

In September of the same year, Legislative Decree No. 674 was passed, which promoted private investment in public-owned companies. Furthermore, the Comisión de Promoción a la Inversión Privada (COPRI, Private Investment Promotion Committee) was created, which was subsequently replaced by Proinversión.

In 1996 the legal framework of the Texto Único Ordenado (TUO, Unique Ordered Text) regulations established laws that regulate the awarding of infrastructure and public services concessions, and was approved by Supreme Decree No. 059-96-PCM

and regulated by Supreme Decree No. 060-96-PCM. This shows the great effort made to establish transparent rules and the necessary guarantees for investors, both foreign and national, so that they allocate resources to infrastructure works in the country. The regulations contained in the TUO promote private investment in infrastructure and public services works. They also regulate their management for the purpose of possibly awarding concessions to legal persons, national or foreign born, for the construction, repair, preservation and management of public infrastructure or public works.

Subsequently and due to the success of the PPP model, it became fundamental to establish an appropriate legal framework for PPPs, with clear directions for infrastructure investment and how to achieve good performance in the PPP model. Thus, in May 2008, Legislative Decree No. 1012 was passed which served to streamline the Ley Marco de Asociaciones Público - Privadas (Framework Law for Public-Private Partnerships) for the generation of productive employment and the promotion of private investment processes. By way of this Decree, the participation of the private sector in public infrastructure works and public service provisions were regulated. According to this new Law, PPPs will be the means of private investment participation in infrastructure projects where the State cannot completely finance them alone. In general, these projects are very profitable from the social perspective, but not sufficiently profitable from the financial perspective. The State, through one or more public entities, and one or more private investors participates in PPPs. By means of this law, PPPs were classified in the following way:

1. Self-sustainable Projects: they are paid off with their own tariffs and have to comply with three requirements:
 - a. They do not require financing by the State.
 - b. They do not require financial guarantees⁹⁸ by the State exceeding 5% of the total investment.
 - c. If non-financial guarantees should be necessary⁹⁹ for the project to be considered self-sustainable, they must have a probability of less than 10% during the first five years of project operation. Thus, the State guarantees the concessionaire a minimum income, in a contingent manner, to fund the project.

The first two requirements are easy to prove, however, the third requires the assumptions regarding the future cash flow scenario. Guarantees are usually granted in the form of Ingreso Mínimo Anual Garantizado (IMAG, Guaranteed Annual Minimum Income) or guarantee of a minimum demand (that once it is multiplied by the tariff is

⁹⁸ Those ensurments of unconditional character and immediate execution whose granting and contracting by the State is meant to back private obligations derived from bond loans issued to fund PPP projects or to back State payment obligations

⁹⁹ Ensurrements as provided for in the contract which derive risks of a PPP project.

equivalent to a guarantee of a minimum income). To determine the self-sustainability of a project it is necessary to calculate the probability of the occurrence of IMAG activation (probability that the expected income will be greater than IMAG), that is to say the probability of a negative difference between expected income from tolls and IMAG.

2. Co-financed Projects: these require co-financing or the granting or contracting of financial or non-financial guarantees by the State. They must comply with the requirements and procedures detailed in the Ley del Sistema Nacional de Inversión Pública (SNIP, Law of the National System of Public Investment) and the Ley del Sistema Nacional de Endeudamiento (Law of the National System of Indebtedness) and have the favorable opinion of the Controller General of the Republic.

Currently, most concession projects pending are of this second type, that is, co-financed projects¹⁰⁰. This means that they require a State contribution and therefore, must undergo technical evaluation by a regulatory entity and the SNIP. This assessment is indispensable to preventing private investors from transferring certain risks to the joint project, since the State must only accept necessary costs that are justified from the social point of view.

Furthermore, the new regulations explain in detail the following points, which are of special interest in order to correctly award the concessions:

- For a project to be co-financed by the State, its total cost must be greater than US\$ 30 million (PEN 93.4 million). This minimum limit has been determined taking into account the existing universe of public investment projects, those that are being promoted by means of Proinversión. An infrastructure investment or public service project can be exempted from the application of this minimum threshold by a MEF resolution.
- The regulations consider projects of national relevance that will be assigned by a Supreme Resolution to Proinversión, those projects with a total cost greater than US\$ 47 million (PEN 146.4 million) and which are multi-sectorial.
- In this regard, it has been proposed that public service infrastructure investment projects shall be executed by a PPP with co-financing if it has a

¹⁰⁰ The following projects to be granted in concession are co-financed: Proyecto de afianzamiento hídrico de Majes – Siguan II. Chavimochic Irrigation Project. Banda Ancha Rural Juliaca – San Gabán – Puerto Maldonado Banda Ancha para el VRAE Banda Ancha Camisea - Lurín Implementación de Servicios Integrados de Telecomunicaciones Buenos Aires-Canchaque Terminal Portuario de Yurimaguas Terminal Portuario de Iquitos Aeropuertos Regionales– Segundo Grupo Ferrocarril Huancayo – Huancavelica. The only project considered self-sustainable is the building of Amazonas Axis IIRSA – Ramal Centro

contract term (between the State and the private investor) greater than five years.

- There is a possibility of modifying the signed contract, even during the execution of the project, by means of its re-negotiation if this does not involve an additional sum that is greater than 15% of the total cost of the project. Regulations establish that no addenda may be added to PPP contracts during the first three years after execution. This is possible except for cases where there are errors because of requirements allowed by creditors related to the financial stage of the PPP contract. After this term has finished, however, the addenda may be carried out in PPP contracts prior to the agreement of the corresponding regulatory entity. Modifications must also favor the MEF to the degree that co-financing or the guarantees are changed.
- It has been determined that in the case of the National Government, private investment projects will be allocated on the basis of their national importance to the different Ministries' investment committees. In both cases, the projects will be assigned and/or incorporated by means of a supreme resolution. For local and regional Government public agencies, the private investment promoting entity exercises its powers directly through local and regional Government agencies designated for this purpose, and with the maximum authority with respect to the regional or municipal council.
- Public agencies shall identify the level of service they hope to achieve, based on the current situation's diagnosis, determining its importance with relation to local, regional, sectorial, and national priorities, according to each case, and developing the investment project within this framework.
- Public agencies have the responsibility to present a cost-benefit analysis to determine if private participation in the public infrastructure or public service provides a greater net benefit for society versus if it were a completely State financed public work.

Preparation for bidding

Proinversión shall establish these rules based on technical and economic studies, of the public infrastructure and public services, where applicable, when direct concession will be granted to the private sector following the procedures established by Law.

The bids for the concession of infrastructure projects, although there may be slight variations, follow this schedule:

- Notice and publication of the request for proposal documentation prior to approval of the grantor.

- Payment of fees to participate in the bidding process for the concession.
- Base document consultation.
- Exemption of base document consultation.

- **Prequalification Rating**
- Presentation of credentials by those interested in bidding (Envelope No. 1)
- Corrections to comments made in Envelope No. 1.
- Announcement of pre-qualified bidders.

- **Contract:**
- After receiving suggestions on the original version of the contract and these being resolved, the final version of the concession contract is given to the pre-qualified bidders prior to approval by the Consejo Directivo de Preinversión (Pre-investment Board).

- **Presentation of Proposals:**
- Presentation of Envelopes Nos. 1 and 3 (technical and economic proposals).
- Announcement of the results of the assessment of technical proposals.
- Opening of Envelope No. 3 and granting of good pro.
- Closing date.

These dates may be modified prior to communication published by Proinversión.

Prequalification and candidate selection processes

The investors interested must present Envelope No. 1 which will allow them to pre-qualify for this concession process before the expiration date announced by Proinversión. After which a certain time period for the final list of pre-qualified bidders is announced; this must comply with certain financial, technical and legal requirements.

- Financial requirements: minimum net capital of the legal entity or the sum of the net capitals of each of the shareholders or partners. If the bidder is a consortium, each member or shareholder may present, for the consolidated calculation of the bidder's capital, the capital of a related company.
- Technical requirements: this refers to the bidder's experience in relation to the execution of similar works.
- Legal requirements: the bidder's has powers to a legal representative. Furthermore, statements of responsibility are necessary and other requirements that will be established by the assembly.

Qualified bidders will maintain their condition, and no further documents will be required of them. The date for presentation of envelopes No. 2 (technical proposal) and No. 3 (economic proposal) will be announced once the financial structure of the concession is approved by the respective agencies. The financial structure of the concession has been previously defined by the transaction consultant whose report contains the reference value of the investment, the risks and the model of guarantees for the concession, which is the same as the one being assessed by the State¹⁰¹. Proinversión receives technical and economic offers, envelopes No. 2 and No. 3 respectively, within the allocated time frame. Subsequently, envelope No. 2 is assessed and after this the envelopes with the economic offers of the bidders is opened.

One of the aspects that will be taken into account to define the winner is competence, which varies according to the project¹⁰². The competence factor will be used to determine qualification of the economic proposal of each of the bidders by means of a formula, which also varies according to the concession. Based on this method of evaluation and the previously performed technical assessment, the winning bid for the project is announced.

Bidding mechanisms

Concessions are granted by two different mechanisms:

- Special Public offering, which takes place when the grantor previously determined the work to be executed and already has all necessary studies and projects.
- Total Public offering, which takes place when the grantor does not already have the required studies and projects for the execution of the works or the management of the service. In this case, the proposals presented by the bidders will detail the contract, technical, economic and financial conditions of the works to be executed or managed by the respective project.

7.4) Pension funds and infrastructure investment

The beginning of PFAs participation in infrastructure investment goes back to October 2001 when, by means of Resolution *SBS No. 725-2001*, SBS allowed purchase of investment instruments for concession projects. This resolution provided the first guidelines for the Peruvian PFAs to invest in infrastructure projects. The minimum amount to finance these projects was PEN 173.07 million (US\$ 50 million).

¹⁰¹ To develop this project, the State must deliver the necessary contributions and guarantees to make the concession scheme viable.

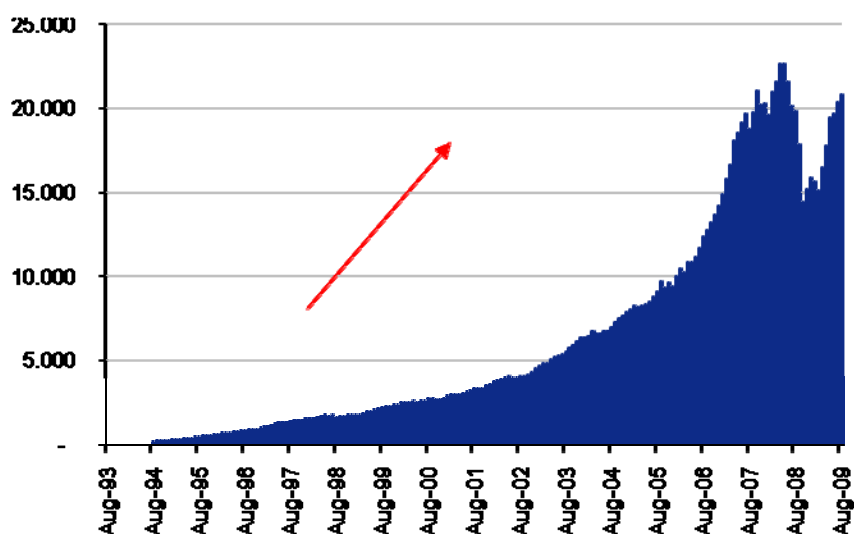
¹⁰²(For example: for the concession of Eje Amazonas Ramal Norte and Eje Amazonas Ramal Centro roads the following were used as competing factors: less contribution by the State and less present value of income, respectively.)

Subsequently, with the purpose of increasing the range of investment instruments and improving the participation of the private pension system (PPS), Resolution *SBS No. 643-2004* was passed, which authorized PFAs to invest in different private sector projects (infrastructure, roads, mining, housing, amongst others)¹⁰³. This new flexibility measure was positive since it allowed the financing of infrastructure projects with PEN 65.6 million (US\$ 20 million).

Subsequently, in September 2006, the supervising agency reduced, by means of Resolution *SBS No. 1152-2006* (currently in force), the minimum limit for investment, which became PEN 32.5 million (US\$ 10 million), with the purpose of increasing bids for small and medium projects.

The total capital managed by PFAs has increased since 1992, reaching approximately US\$ 20,777 million (PEN 62,166 million), part of which has been allocated to financing infrastructure projects.

CHART 7.5 : Pension funds Administered by PFAs (in US\$ million)



Source: Superintendencia de Banks and Insurance, October 2009

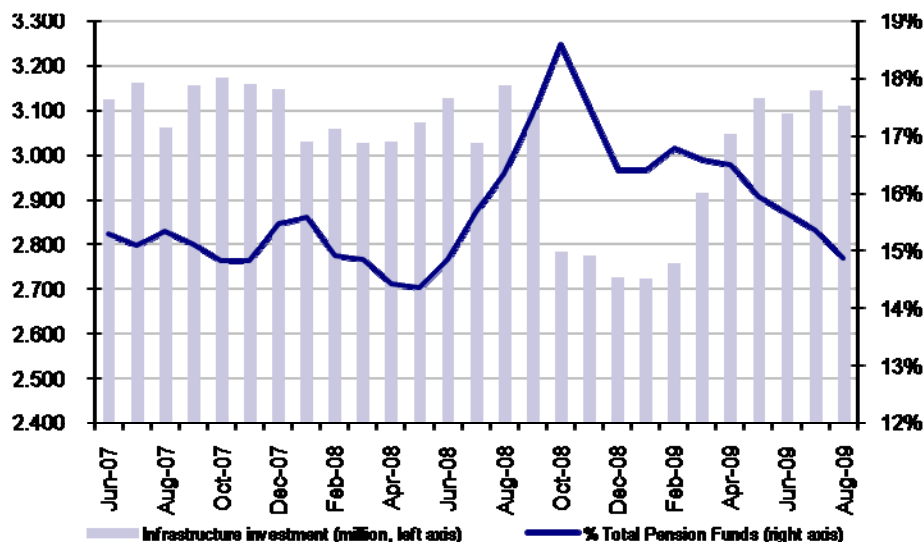
As of June 2007 (date since information is available), PFAs investment in infrastructure has remained stable at a mean balance of US\$ 3 billion (PEN 9,064 million) per month, although this suffered a slight fall during the last quarter of 2008 and first months of 2009, as a consequence of the reduction in value of pension funds due to the international economic crisis.

Data from August 2009 reveal a certain recovery of the investment of PFAs in this arena of US\$ 3,117 million (PEN 9,325 million). Additionally, it must be mentioned that participation in infrastructure projects in the PFAs portfolio is 14.8% of the total

¹⁰³ To date, it may only be carried out in projects from privatized companies.

sum of pension funds¹⁰⁴. This percentage would be reduced if this figure reflected the purchase of financial instruments in companies that develop infrastructure, but whose use of financing does not necessarily correspond to physical investments actually carried out by the issuing companies.

CHART 7.6 : Infrastructure Investment Balance of PFA (US\$ million)



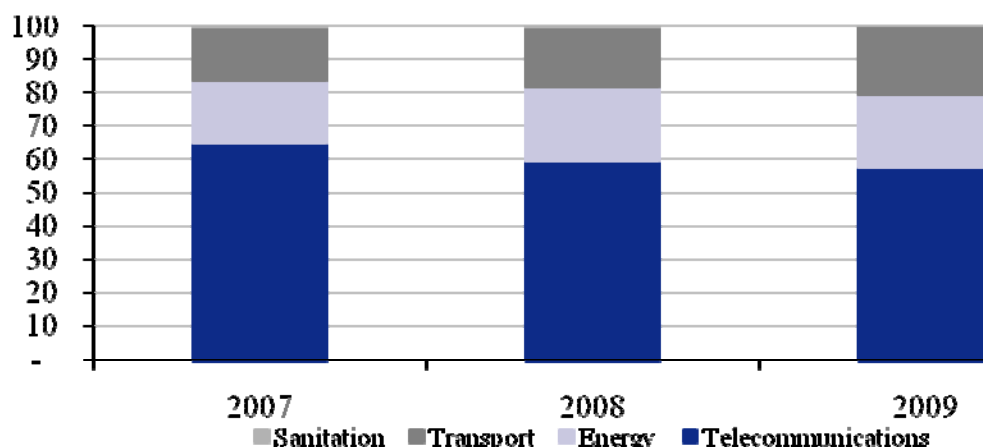
Source: Superintendencia of Banks and Insurance, October 2009

Analyzed by sectors, it is possible to see that the greatest concentration of investments have been in companies in the energy and petroleum sectors¹⁰⁵ (70% in June 2007), although this proportion has decreased during the last few years and other sectors have gained ground, such as telecommunications and transport. In August 2009, investment in the energy and petroleum sectors decreased to 57.6%. Therefore, it is possible to speak of major diversification when referring to the sectors in which the PFA are investing in infrastructure.

¹⁰⁴ As per SBS data. Figures published by the regulating entity are taken into account for document: Investment in Infrastructure managed portfolios.

¹⁰⁵ As per SBS data, as of May 2009, 60% of PFA infrastructure investments were concentrated in specifically this sector.

CHART 7.7 : PFA investment by economic sector (% of total)



Source: Superintendencia of Banks and Insurance, October 2009

The main projects in which pension funds have invested are those related to electricity generation, by purchasing stocks and bonds issued by companies in this sector (Electroandes, Enersur, Edegel, amongst others). Other projects of major relevance include those developed in the sanitation sector, such as Consorcio Agua Azul and Concesión Transvase Olmos.

The road network initiative for the Integration of South American Regional Infrastructure (IIRSA), which aims to stimulate the integration and modernization of regional infrastructure in South America, has also been an important recipient of investments made by the Peruvian PFAs over the few last years.

Furthermore, infrastructure investment is channeled by means of infrastructure investment funds: AC Capitales SAFI and Larraín Vial Energía Latinoamericano investment funds.

TABLE 7.5 : PFAs: Participation in main infrastructure projects

Company	Sector	Operations description
Consortio Agua Azul	Water and Sanitation	Superficial and underground water intake of the Chillón river basin, treatment and delivery to SEDAPAL for later distribution to approximately 800,000 inhabitants in the Northern Districts of Lima
Concesión Transvase Olmos	Water and Sanitation	Interbasin construction for the transport of Huancabamba river water from the Atlantic to the Pacific watershed
Pluspetrol Camisea	Energy and Petroleum	Exploration and management of Lot 88 of Camisea
Electroandes	Energy and Petroleum	168 MW of Hydro generation capacity, 4 hydroelectrical. Transmission, owner of 25 substations.
Duke Energy Internacional EGENOR	Energy and Petroleum	Energy generation and transmission. Plants located in the north area of the country with a production capacity of 150 MW Thermo and 360MW Hydro.
Enersur	Energy and Petroleum	Energy generation and transmission. Plants located in the Center and Southern areas of the country. 836 MW Total Capacity
Edegel	Energy and Petroleum	Energy generation and transmission. Plants located in the Center and Southern areas of the country. 1500 MW total capacity
Maple Energy	Energy and Petroleum	Gas and oil exploration, Etanol project
Red de Energía del Perú	Energy and Petroleum	ISA Group member. The most important electric transmission company in Perú.
Southern Cone Power Perú	Energy and Petroleum	Owner of 21.4% of Edegel stocks
Transportadora de Gas del Perú	Energy and Petroleum	Transport by natural gas pipes (GN) and natural gas liquids (LGN). From the Camisea deposit to Pisco (LGN) and Lima (GN).
Consortio Transmantaro	Energy and Petroleum	Energy Transmission. US\$ 93 million investment in the expansion of the transmission capacity of the Mantaro-Socabaya Line
IIRSA Sur (Trenches 2, 3 and 4) , Interoceánica V	Road systems	Financing of road corridors IIRSA South (Interoceanic) and North
Fondo de Infraestructura de AC Capitales	Infrastructure	Infrastructure specialized fund, with investments in different projects: Agua Azul Consortium, ISA Peru Electric connection, Redesur, Electrica de Piura, Lima Airport Partners, Maple Gas, Agua Azul Consortium, Coricancha agency, Andean Railway.
Fondo Larraín Vial SAFI	Energy and Petroleum	Focused in energy sector investments.

Source: BBVA

Pension fund financing of infrastructure projects in Peru is carried out in two ways:

- *Direct Investment*: By purchasing debt instruments or bonds issued by concession companies of infrastructure projects.
- *Indirect Investment*: This type of investment refers to:
 1. Purchasing participation bonds from firms specialized in infrastructure investment funds
 - a. AC Capitales SAFI ¹⁰⁶
 - b. Fondo de Inversión Energético Americano de Larrain Vial focused on investments in the energy sector.

¹⁰⁶ This is a Infrastructure, public service and natural resources investment fund with resources reaching US\$ 50 million in 30 years, created in 2004 to invest mainly in infrastructure projects.

- c. Furthermore, recently, infrastructure funds and the trust funds for the same purpose were created.
2. Purchase of bonds or debt instruments issued by companies related companies to those who participate in infrastructure projects. These companies' incomes are not necessarily assigned to the investment in infrastructure development.

Based on data published by the regulatory agency and our own estimations, Peruvian infrastructure investment by the private PFAs can be broken down into direct investments, which represent 22.6% of the total infrastructure investments made by private institutions, whereas the remaining 77.4% represent indirect investments.

7.4.1) Direct investment of pension funds in infrastructure

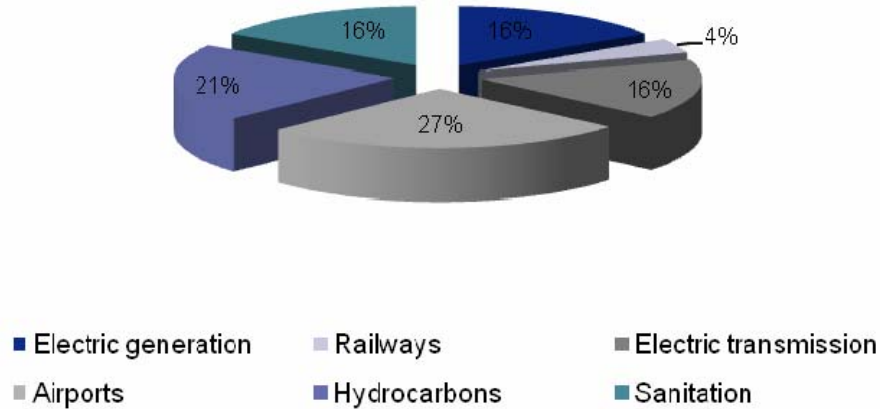
This investment represents most of the total amount invested by the PFAs in infrastructure and is diversified in the purchase of bonds and stocks from infrastructure companies (95%), mostly in companies which are part of the energy sector, as well as the purchase of stocks in the previously mentioned infrastructure funds.

a. SAFI AC Capitals Funds

This infrastructure fund has investments in different projects, some of the most important being: Consorcio Agua Azul, ISA Peru, Redesur, Eléctrica de Piura, Lima *Airport Partners* (LAP), Maple Gas, Inmobiliaria Koricancha and Ferrocarril Andino. The investment carried out by the PFAs in the infrastructure fund of AC Capitals has increased since its constitution in 2004. At the end of 2005 this investment reached US\$ 12 million, but it has grown significantly during the last three years, reaching a figure above US\$ 100 million in December, 2008.

The investment of this fund is mainly focused in the energy sector, with high percentages designated to the electrical generation and transmission sub-sectors, as well as to petroleum. These three groups make up 53% of AC Capitals' funds. Financing has also been designated to the transportation sector through projects related to the operation and maintenance of airports and railways.

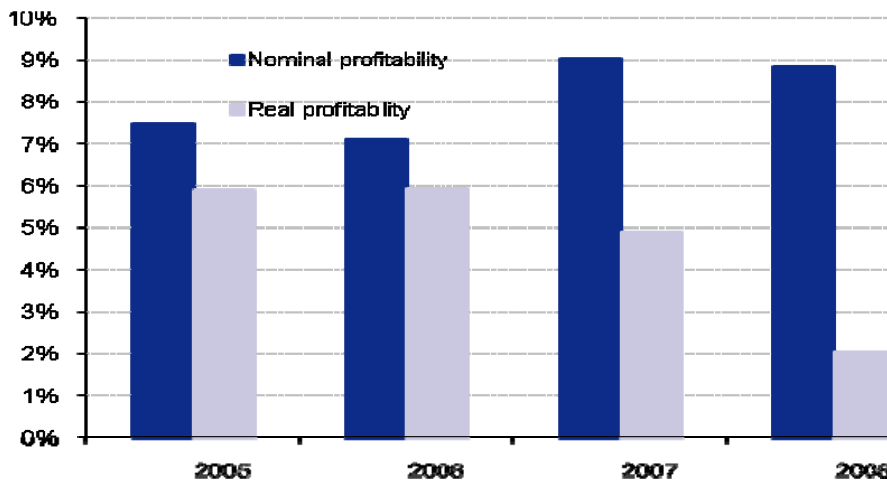
CHART 7.8 : AC Capitals' Infrastructure Investment Fund by Sector (December 2008)



Source: BBVA

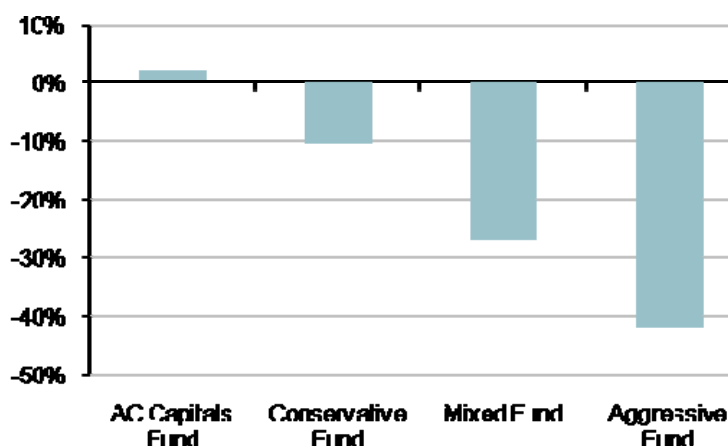
It is important to highlight the appeal of the performance obtained by AC Capitals' Fund during the last few years. This is how we know that both nominal and real investment profitability on the above mentioned Infrastructure Fund during 2005-2008 has been positive, which compares favorably to the negative profitability attained by all three funds controlled by the PFAs of the Peruvian Private System during 2008.

CHART 7.9 : AC Capitals Fund: Annual profitability (%)



Source: BBVA

CHART 7.10 : AC Capitals' Multifund System annual real profitability (%)



Source: BBVA

b. Infrastructure investment fund

At the beginning of 2009, due to the need for greater investments in infrastructure, and bearing in mind the impact of the international economic crisis on the local economy, the government of Peru authorized the establishment of an infrastructure investment fund¹⁰⁷ totaling US\$ 500 million (PEN 1,619 million), which had the main objective of boosting investments in large projects. The first step has been taken with a capital investment of US\$ 100 million (PEN 324 million) by the Ministry of Economics to the Corporación Financiera de Desarrollo (Financial Development Corporation) (COFIDE). Multilateral organizations such as the Corporación Andina de Fomento (Andes Development Corporation) (CAF) and the International Development Bank (IADB) will invest US\$ 100 million (PEN 324 million) between both of them. On the other hand, the remaining US\$ 300 million will be contributed by PFAs, thus becoming the main funding source of this infrastructure fund.

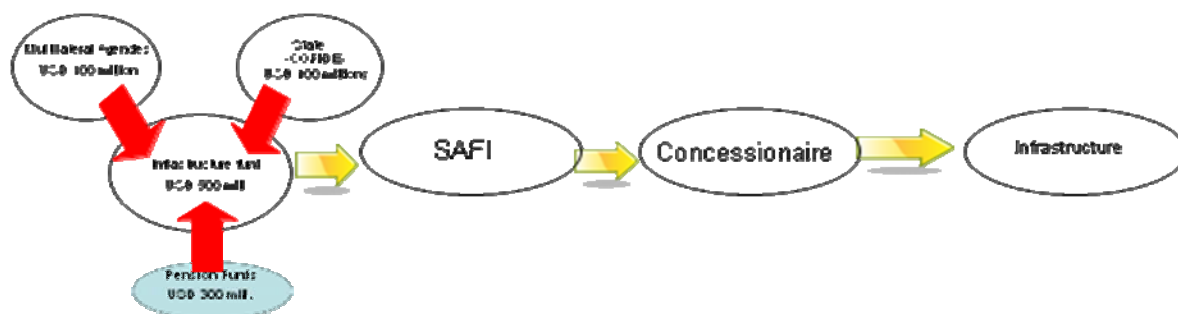
The main characteristics of the infrastructure fund are:

- The money invested by the PFAs will not be concentrated on one project, but will be distributed as projects are approved.
- Most of the financing will go towards roads, ports and airport construction projects, loss provisioning works, and electricity generation and gas projects.
- The investment periods varies between 15 years, which is the minimum investment period for infrastructure funds, and 30 years which is the maximum estimated investment period.

¹⁰⁷http://www.mef.gob.pe/NORLEGAL/decretos_urgencia/2009/DU018_2009.pdf.

- COFIDE, the State or Peru, IADB and CAF are considering investing resources or providing loans to the fund, but this is subject to analysis of the operation by each institution with respect to their policies and procedures.
- It will not be subject to Contracting Laws or regulations of the PPAs framework law. This means there will not be an obligation to carry out a comparative cost analysis between public and private execution and there will be no limitations to the guarantees given by the State for investors to obtain additional financing.

DIAGRAM 7.1 : Infrastructure Investment Fund Structure



Source: Ministry of Economy and Finance and BBVA

One of the advances of the Fund has been the election of a manager to an Administrative Society for the Investment Fund (SAFI) who will be in charge of its administration. The announcement was made on September 28 that the consortium formed by Brookfield, from Canada, and AC Capitals, from Peru, would be responsible for the administration of the Fund, which would be operational during the first semester of 2010. The consortium will be in charge of the identification of infrastructure investment alternatives and the channeling of private capital financing towards this branch.

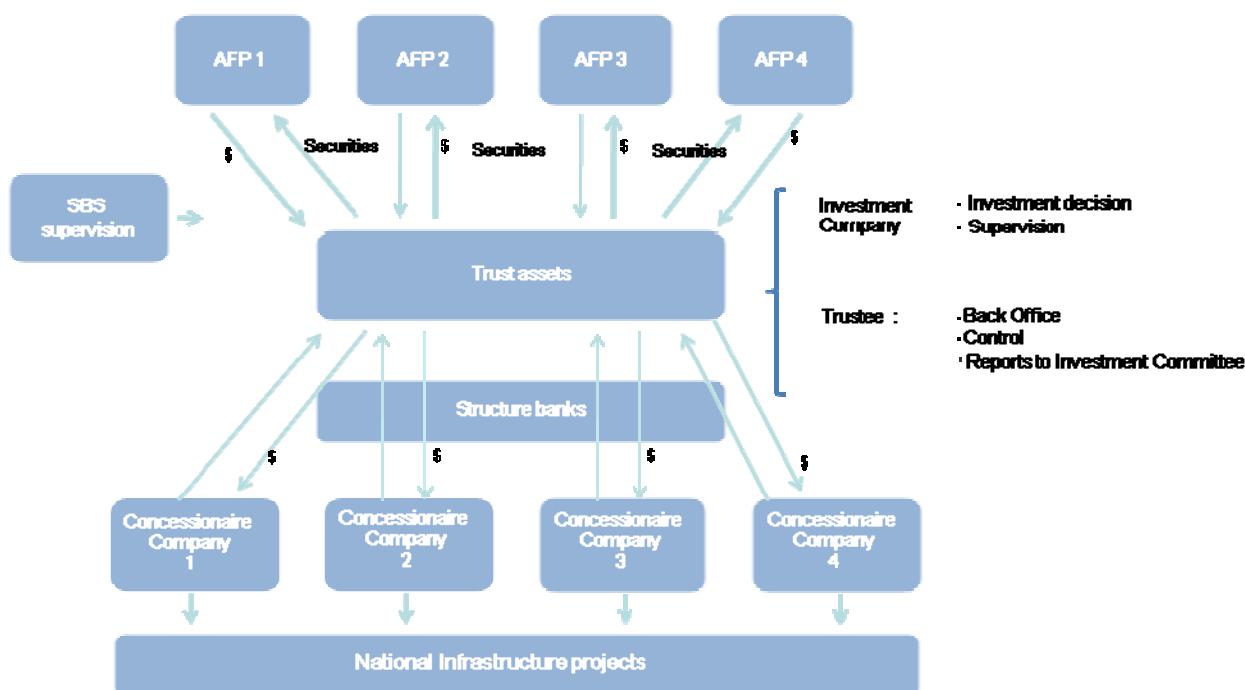
c. Infrastructure investment fund trust

During June 2009, the PFA Association formalized the creation of an Infrastructure Investment Trust, which will begin with a contribution of US\$ 300 million (PEN 898 million) by the four PFAs integrating the Peruvian PPS. Nevertheless, it is estimated that this sum could rise to US\$ 1.5 billion (PEN 4,488 million), with new contributions by PFAs, since the initial resources risk depletion after the first four or five projects. The present model could be implemented faster and could then be integrated into the infrastructure fund developed by the Government once it begins.

The Trust will work as follows:

- Each PFA shall make cash contributions in exchange for equity certificates. These contributions shall be effective once the investment alternatives are defined.
- Certificates shall not be negotiable by means of any centralized mechanism. The certificates are similar to “private equity”¹⁰⁸ funds in that the value of the certificates shall correspond to the proportional participation of the value of the assets in which the trust invests.
- The Trust shall invest its funds mainly through debt structures.
- Profitability shall depend on the interest gained by debt structures within the trust. These will be “held to maturity”¹⁰⁹, so there is a risk of unrealized incomes or losses.
- The Fund shall be managed by a company authorized by the SBS to provide fiduciary services. In August, PFAs carried out the fiduciary recruitment, choosing Banco de Crédito del Peru (Peruvian Credit Bank) (BCP), which shall be in charge of *back office* functions, the elaboration of financial states and the assessment of investments. Its investments will have to gain approval by an Investment Committee made up by PFA representatives.
- The Trust shall operate under the following structure:

DIAGRAM 7.2 : Infrastructure Trust Schedule



Source: Superintendencia de Bancos and Insurance, May 2009

¹⁰⁸ Risk capital investment funds.

¹⁰⁹ Investments held until maturity.

- The Investment Committee shall be integrated by representatives of all four PFAs. Its main objective shall be the assurance of the PFAs of the investment process, the selection of the most adequate projects, the designation of shared sums and monitoring and supervisory tasks.
- There will be advisers (consulting agencies), experienced in *due diligence* financing and the analysis of infrastructure projects. These represent support to the PFA functions by standardizing the process, defining investment objectives, consolidating the tributary structure, fixing the investment strategies, providing counseling for negotiations regarding financing structures and valuing the project revisions and the development of internal policies and reports for the Investment Committee, in addition to other functions.

The main objective of the trust will be the investment of US\$ 300 million (PEN 898 million) that Proinversion currently holds, which is designated for all 12 projects considered priorities by Urgency Decree 047, for example for the construction of the Taboada sewage treatment plant and the port of Paita (which has been added recently).

TABLE 7.6 : Prioritization of projects Year 2009

Project	Description
Paita Port	This project entails design, construction, financing, preservation and management of Paita Bridge. (Awarded in March 2009)
San Martín Port (Pisco)	The project entails the design, construction, financing, preservation and management of Gral. San Martín – Pisco Port Terminal.
Salaverry Port	The project entails modernization, rehabilitation, installation of cranes and terminal operation.
Pucallpa Port	The project entails the design, construction, financing, operation, management and maintenance of the Pucallpa Water Terminal.
Iquitos Port	The project entails the design, construction, financing, operation, management and maintenance of the Iquitos Water Terminal.
Yurimaguas Port	The project aims at improving the offer of a new Terminal Port due to an increase in generation of intermodal chain (North IIRSA)
Autopista del Sol (Highway), Trujillo – Sullana Trench	This project entails the construction, operation and preservation of the current North Pan-American between Trujillo y Sullana. Includes the construction of the avoidance roads along all trench and second road (Awarded June 2009)
Center IIRSA Highway (Avoidance Ramiro Priálé - Ricardo Palma Bridge, La Oroya – Huancayo; La Oroya – Pucallpa)	Concession will entail the rehabilitation, operation and preservation of all trenches and construction of new works: Avoidance Ricardo Palma and La Oroya.
2° Group Regional Airports	6 province airport concessions in Peru, located in the Southern area of the country.
Special Project Majes - Siguas	The hydraulic component is the main and initial component of the process of promotion of private investment at the second stage of the Project Majes – Siguas.
Taboada Waste water treatment plant	Design, financing, construction, operation, and maintenance of a waste water treatment plant before disposal. (Awarded February 2009)
Special Project Chavimochic	The project entails promotion of hydraulic resources to ensure permanent irrigation of permanent crops covering 30,859 new hectares.

Source: Proinversión, 2009

* Projects in bold are already under concession

In general, the trust model of infrastructure solves some of the difficulties of investments of this type for pension funds, as identified by the IPE study (2007). It is worth stating that the main reasons for this are:

- Delays and problems on the given concession contracts.
- Lack of external financial advice that guarantees the financing of projects by contracts.
- A larger integration in the information flow between pension funds and agencies in charge of investment promotion.
- The lack of a range in structured instruments which allows an infrastructure investment, duly distributing risk between all involved parties and providing profitability to the PFAs in relation to the risk they would have to assume to carry out this type of investment. Exposing funds to risks before investing in projects with State guarantees or collateral.

It is worth highlighting that using this investment vehicle will boost projects that have already been concessioned, without the use of the tools the PFAs use, such as concessionary bonds.

During the second stage, this type of investments will be boosted by the participation of CAF and IADB, so an international operator will be required. Once the infrastructure investment is set up, the Investment Trust will be integrated.

Furthermore, PFAs, in coordination with multilateral organizations and the State, continue searching for mechanisms to lend greater flexibility to their investments in these projects. Since the crisis has aggravated financing difficulties, prejudicing construction plans for large projects, pension fund contributions are even more vital for this type of investments. This is why several propositions have been reviewed to promote mechanisms that will help close the infrastructure gap and, at the same time, provide long-term investment tools that are more predictable for investors.

7.4.2) Direct investment of pension funds on infrastructure

On June, 2009, the PFAs executed investments to companies awarded concessions, like the securitization company *Peru Enhanced Pass-through*, and in two concessions related to the petroleum industry: Pluspetrol Camisea and Transportadora de Gas del Peru, which amounted to US\$ 700.3 million in direct investment.

TABLE 7.7 : PFA: Participation in main infrastructure projects June 2009

Company	Sector	Operations description	Invested amount June 2009 (US\$ mill.)	Total % Investment in infrastructure
Consorcio Agua Azul	Water and Sanitation	Superficial and underground water intake of the Chillón river basin, treatment and delivery to SEDAPAL for later distribution to approximately 800,000 inhabitants in the Northern Districts of Lima	10508	0,34%
Consorcio Transmantaro	Energy and Petroleum	Energy Transmission. US\$ 93 million investment in the expansion of the transmission capacity of the Mantaro-Socabaya Line	787	0,03%
Red de Energía del Perú	Energy and Petroleum	ISA Group member. The most important electric transmission company in Perú.	57579	1,86%
Concesión Transvase Olmos	Water and Sanitation	Interbasin construction for the transport of Huancabamba river water from the Atlantic to the Pacific watershed	63145	2,04%
Securitization Companies				
Peru Enhanced Pass-Through	Infrastructure	Financing of road corridors IRSA South (Interoceanic) and North	341851	11,02%
Pluspetrol Camisea	Energy and Petroleum	Exploration and management of Lot 88 of Camisea	90748	2,93%
Transportadora de Gas del Perú	Energy and Petroleum	Transport by natural gas pipes (GN) and natural gas liquids (LGN). From the Camisea deposit to Pisco (LGN) and Lima (GN).	135666	4,38%

Source: Superintendencia of Banks and Insurance, June 2009

7.5) System weaknesses for infrastructure investment

a) Bureaucratic holds in the concession process

Important deficiencies have been observed in the concession system which only retract from infrastructure investment. Several problems related to bad coordination, diffuse function identification, bad management capacity and deviation from the objectives of the main public actors involved have delayed the concession process. These difficulties have been contrasted with results encountered in Payet (2009), concentrating on the identification of the main obstacles in the concession processes, as well as the elaboration of and precise propositions for improving the concession processes.

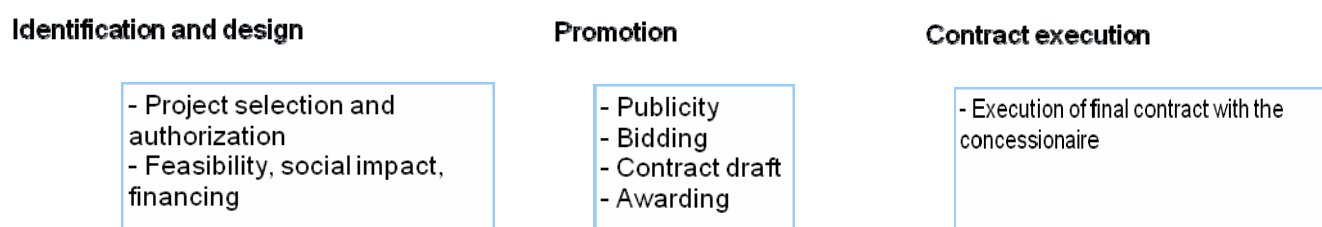
In order to identify the main obstacles in concessions, the study contemplates a field of work that evaluates the perceptions of the main actors involved, both on the public and private sides. A sample was taken from six concessions granted by Proinversión aimed at identifying the main difficulties brought on by these processes. Finally, an analysis was carried out for this first stage of the "optimum" process, based

on the current legal framework, which determines how long a concession process should ideally take.

In order to obtain the opinion of the main agents participating in the concession process, more than 30 executives from different organizations were interviewed, amongst them MEF, Proinversión, several regulatory agencies, private concessionaires and PFAs.

Bearing in mind the three stages that every concession process needs to undergo (identification and design: promotion and endorsement of the contract), the main difficulties were found to lie in the initial phases, and moreover, these deficiencies have affected the project even after it has been awarded, further delaying it.

DIAGRAM 7.3 : Stages in a concession process



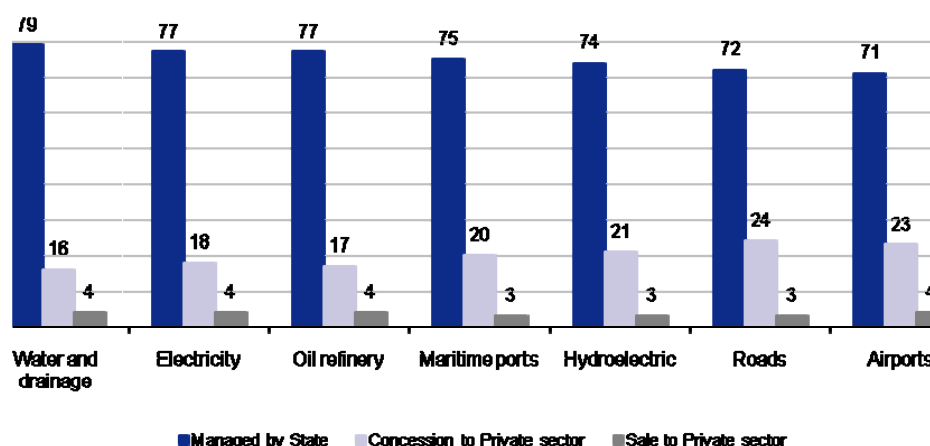
Source: Report "Proyectos de obras de infraestructura" ("Infrastructure works projects"), Payet Firm, 2009.

Officers also stated that they do not feel most of the involved actors are aligned towards a common objective, since, for example, while MEF is showing interest in the control of the expenses, this same aspect was taken as an obstacle to the goals of other sectors to boost the projections.

On the other hand, relationships within the State are complex, and interactions can become slow and complicated. The presence of infinite bureaucratic paperwork and the lack of technical competencies and management capacity also affect the process. A key point revealed by this research has to do with the large number of authorizations and signatures that are needed to guarantee certain processes. The elongation of administrative processes is initiated by control agencies taking excessive care over decisions by civil servants in charge of approving the projects. So, with the objective of avoiding any type of penal or administrative fine derived from some mistake made in the decision, a civil servant seeks protection through the largest possible number of revisions by other officers or agencies, who are also experiencing similar reactions, which causes a sort of state of paralysis. This possible excessive supervision that can paralyze a civil servant's decisions is observed in the Organic Law of the National Control System, which authorizes the Accounts Office to carry out management audits despite the fact that the Constitution only demands that it keeps vigil over legality.

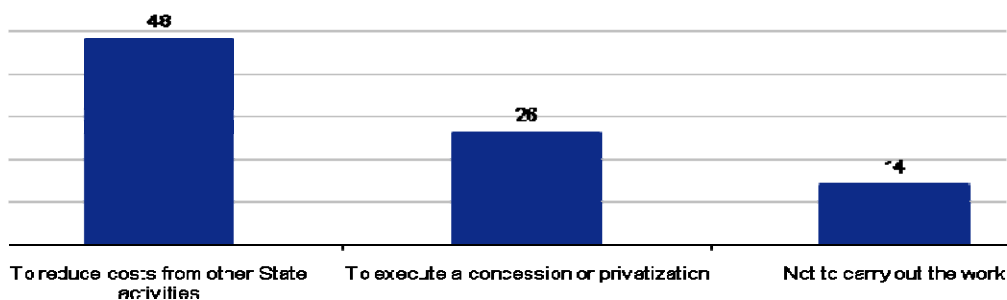
Currently, this entity could even question the technical model of a concession. With all this it is easy to understand why civil servants reveal their preference for the State to administrate projects instead of choosing a process which requires the participation of the private sector. Furthermore, facing a situation of a reduced public budget, the same civil servants consider it best that the state seeks the reorganization of its expense structure prioritizing infrastructure processes under public execution.

CHART 7.11 : Do you think projects regarding... should be managed by the State, be granted in concession or be sold? (preference %)



Source: Report “Proyectos de obras de infraestructura” (“Infrastructure works projects”), Payet Firm, 2009.

CHART 7.12 : If the Government decides they need a particular infrastructure project, but finds no resources to fund it, what is the best possible solution?



Source: Report “Proyectos de obras de infraestructura” (“Infrastructure works projects”), Payet Firm, 2009.

With regards to the delays in the concession processes, the inquiry found that, on average, they have a duration of 63 months, excluding the project identification and design phases. The sample shows that the project which took the least time from the promotional phase until the endorsement of the contract, was the concession of airport Jorge Chávez (29 months), and the longest was Pucusana-Ica road (90 months).

One of the problems elongating the concession processes is that the whole process occurs sequentially, that is to say that procedures involving 19 public departments are not allowed to move forward in parallel. Additionally, it is possible that in the middle of a process, a project requires the approval of the President (an unnecessary step since privatization in the 90s), whose opinion should be reserved for more important projects.

TABLE 7.8 : Sample: Six concession processes

Process	Infrastructure	Type	Duration
Olmos	Water diversion	Co-financed	89
Network Road 5	Road	Self-sustainable	59
Network Road 6	Road	Self-sustainable	90
Lima Airport	Airport	Self-sustainable	29
North IIRSA	Road	Co-financed	58
Emfapa Tumbes	Sanitation	Co-financed	59

Source: Report "Proyectos de obras de infraestructura" ("Infrastructure works projects"), Payet Firm, 2009

According to the report these maturities could be reduced, as the ideal duration of the process is 48 months including all 3 stages (identification and design, promotion and endorsement of the contract). There should be 19 State departments participating in the project, for a total of 48 standardized steps. The ideal duration should be of 36 months for the identification and design phase and 12 months for the following phase. During the first phase, there would be 10 State departments involved, with a total of 22 steps, while during the second phase, 13 State departments should be involved in 26 steps. Nevertheless, as stated in the Payet report, these ideal periods are far from being the reality, especially if we take into account that the conditions of the concession contracts are modified nine times, the schedule is put off ten times, contracts are modified four times, and committee members are changed six times on average¹¹⁰.

Bearing in mind that legal and bureaucratic obstacles constitute one of the main difficulties to be solved (although of course, they are not the only ones), the report suggests different proposals oriented towards the speeding up of concession processes, in order to make the investment in this branch far more attractive. This is how the report wishes to establish proposals in order to beat the obstacles and help the development of new projects, promoting higher efficiency and clarity. Amongst these proposals is the creation of a management unit that will design and execute projects, the re-engineering of identification processes and the design of investment projects for co-financed infrastructure projects. The report also recommends the improvement of the promotion

¹¹⁰ From a historical perspective, some examples reflect these delays. In 1924, the Olmos project started to be taken into account, but awarding process was reached in 2006. Camisea gas project was discussed between 1983 and 1987 and adjudication took place in 2004.

phase for infrastructure investment processes and that the interaction between the concessionaire and the State occurs later on.

Regarding the management unit, the report suggests that it is granted certain autonomy in order to reduce a large portion of the identified obstacles. This way, it could authorize the start of design and the incorporation of a project to the promotion process, which would have to be carried out taking into account the following conditions: The parallel prequalification of bidders without the interruption of the schedule, standardization of models and recurring contractual clauses, regulation of consequences in case the periods are not respected by state actors and the normative authorization or recurring subjects related to later financing. These measures, together with an adequate control of the concession process, would help boost infrastructure investments.

b) Sentences in concession contracts

There are several administrative problems that, even after bidding, can cause legal insecurities to potential investors. For example, in February of 2009, a concession was granted to the Taboada Treatment Plant, of which the contract was presumed to contain certain deficiencies. It was therefore expected that the Accounts Office of the Republic issue a report on this subject, with three possible alternatives: i) Declaring the illegality of the process and going back to the initial stage, that is the elaboration of conditions for building the corresponding project; ii) The Accounts Office may declare there are amendable errors, subscribe the contract with the concessionaire after amendment of the identified points and iii) No irregularities could be found in the concession process and therefore the contract is signed. After several types of managements, the State of Peru finally signed the concession agreement for the Taboada waste water treatment plant, since it confirmed, after several revisions, that the bidding and submission procedure in Taboada was in compliance with every legal regulation and requirement. Nevertheless, this whole process produced additional costs for the concessionaire and a bad experience for potential future investors.

c) Social risk

There have been many protests showing a discontented population, in many cases due to irregularities, over concessions in certain sectors. Protests and strikes are difficult and delay the execution of operations for infrastructure projects. The environmental problems involved in this issue, and the lack of reliable evaluations, exacerbate distrust between certain communities. In this respect, publicity of the positive aspects of infrastructure and measures to mitigate negative press is important to social acceptance of new projects.

d) An inadequate framework to change fees

Recently, the concession of Paita port located in the north of the country, has increased controversy due to the associated fee hikes imposed by the concessionaire in the Terminales Portuarios Euroandinos (TPE). According to the contract with the State of Peru, TPE has the authority to fix prices for special services it provides its clients, as well as charge standard fees for services that should not exceed the maximum fees delineated in its contract. An evaluation is being carried out to determine whether the Law allows for changing the fees if the international competitiveness of the port of Paita is affected and radical sectors are demanding the concession contract of the port be made null. It is therefore necessary to reevaluate the fees and determine whether they are aimed towards improving the infrastructure.

e) Inadequate supervision

In some cases, the resources available to supervise the execution or progress of infrastructure projects are not enough. Therefore, the supervising body of Public Transport infrastructure investment (Ositran) is evaluating the possibility of requesting a supplemental credit from the MEF in order to improve supervision of transportation concessions.

From this we can conclude that Peru has a high level of investment risk, which is raising the price of insurance, and therefore, investments. This type of risks is, in theory, the easiest to control, since it ultimately depends on the regulatory framework and the efficiency of management. Additionally, we would have to add the other risks for this type of investment, which are less controllable and need risk mitigation instruments. In this sense, excessive risk can provoke a raise in costs and a decrease in investment.

7.6) Conclusions

The scarce investment in infrastructure in Peru is still one of the main problems preventing the country from competing with other countries in the region. For the time being, Peru's current level of infrastructure puts it at one of the most backward countries in the field, ranking 113 out of 134 countries analyzed with regards to their infrastructure allocation according to the Global Competitiveness Report of 2008. Additionally, a new calculation of infrastructure gaps in the country carried out by IPE points out this has increased by 65% from 2005 to 2008, reaching US\$ 38 billion, which represents 30% of GDP.

Given the urgent need to expand investment in infrastructure and decrease the current deficit, PFAs constitute a solid source of financing for these types of projects. Since 2000, SBS has adjusted the investment framework for pension funds in order to

achieve greater portfolio diversification and higher profitability for retirement-savers. A larger number of investment instruments offered by and admitted through the regulation allows greater investment by PFAs in infrastructure, thus promoting the development of the country.

According to SBS records, by August 2009 PPS infrastructure investment activities rose to US\$ 3,117 million, a figure equivalent to 14.8% of the total funds administered. Such investment has diversified into four sectors: energy, telecommunications, sanitation and transportation infrastructure. The sector that has traditionally received the greatest amount is the energy sector, which saw investments of US\$ 1,860 million, representing 8.6% of the PPS. In the energy sector, the greatest investments correspond to electricity distribution, generation and transmission, as well as hydroelectric energy, oil and gas.

PFAs made that investment through the purchase of corporate stock, common bonds, securitized bonds and through mutual funds specialized in infrastructure, for instance: AC Capitales SAFI and Fondo de Inversión Energético Americano de Larrain Vial.

Note that the largest portion of investment in infrastructure projects is made through indirect investment, which is not necessarily aimed at financing infrastructure projects. This type of investment represents approximately 77% of the investments made by PFAs in infrastructure, while the remaining 23% corresponds to direct investment, which is effectively made through the purchase of debt instruments or stock issued by concession companies involved in the projects. Therefore, even if the regulatory authority records show infrastructure investment at approximately 15% of the total funds administered, this percentage is reduced considerably to 3.5% when taking into account only direct investment in infrastructure.

Reviewing the current state of infrastructure development and the participation of every pension fund in this survey allowed us to find certain elements within the regulatory framework and the project granting process that should be improved in order for projects to be more appealing to investors. The most significant deficiencies in the concession system that retract and delay infrastructure investment are, among others: i) bureaucratic hindrances, ii) contract defects, iii) social risks, iv) improper pricing rules and v) inadequate supervision.

These difficulties have been compared with the results in the Payet Study (2009), concentrating on the identification of the main obstacles in the concession processes, as well as the specific propositions which will allow for the reduction of obstacles and will improve the concession processes. In order to carry out this analysis, six concession processes were taken as a sample. The inquiry found that, on average, excluding the phases of identification and design, a concession process takes 63 months. In the case that there are no major complications, this type of projects demands 48 steps and the

same number of months under current regulations. Meaning, in the best-case scenario, each investment project takes at least 4 years from its identification until the signing of the contract. Additionally, another problem elongating the concession processes is that the whole process happens in sequence, which means that procedures involving 19 public departments can not moving forward in parallel.

Reducing the time these concession processes actually take, as well as eliminating the bureaucratic and legal obstacles, would attract greater investment to infrastructure projects. With better normative regulation of concessions, PFAs could channel part of the money from the pension funds, which make up 65% of national savings, towards other projects.

Another important deficiency in the concession systems are the administrative issues that occur after the concession, since, although they have been completed, legal insecurities can potentially still arise from investors. A recent example is the concession of the Taboada treatment plant, which was suspended for a period of time, delaying the contract that should have already been signed with the Spanish company ACS Servicios, which won the bid to build a plant to treat 60% of Lima and Callao's waste water in February. Additionally, there is the risk of protests from citizens who are discontent over some concessions irregularities. Finally, improper pricing rules and inadequate supervision further increase uncertainty in the concession processes.

Despite these limitations, the pension industry has made significant efforts to finance companies engaged in the infrastructure sector, although it is still necessary to establish a regulatory authority suitable for determining how resources should be allocated directly to project development. That notwithstanding, there have been important changes since 2009, including the implementation of two participation models through the creation of an infrastructure fund with the involvement of the State and the PFAs, and the development of a trust model by the industry that has identified relevant projects for promotion in the short run, for which the government has already provided considerable support. With regard to the new infrastructure fund, the Government of Peru authorized the staging of a PEN 1,619 million (US\$ 500 million) infrastructure mutual fund, out of which US\$ 300 million is expected to be contributed by PFAs, making it the main financing source of this infrastructure fund. In June 2009, the association of PFAs formally organized an infrastructure investment trust with an initial contribution of PEN 898 million (US\$ 300 million), but it is estimated that this sum could rise to PEN 4,488 million (US\$ 1.5 billion) with new contributions from PFAs, since the initial resources are at risk of depleting after the first 4 or 5 projects.

Furthermore, PFAs, in coordination with multilateral organizations and the State, continue searching for mechanisms to agility lend greater flexibility to their investments on these projects. Since the crisis has aggravated financing, causing prejudice towards

the construction of large projects, pension fund contributions are even more vital to this type of investments. For this reason several propositions have been reviewed to promote mechanisms that will help close the infrastructure gap and, at the same time, provide long-term investment tools that are more predictable for investors.

8) Final Considerations

The main purpose of this study was to make an account of the evolution and current situation regarding the participation of pension funds in infrastructure investment financing in Latin America, particularly focusing on the cases of Chile, Colombia, Mexico and Peru. Before doing that, we believed it was necessary to review the infrastructure development needs of each country, assessed by their current gaps, in order to identify the size of the potential market for long-term investments and relevant sources of savings, such as private pension systems, which can mutually benefit both the country and retirement-oriented financial strategies. Furthermore, this study also discusses how pension funds in more developed countries have been able to invest in infrastructure in order to learn from their experiences.

With regards to the infrastructure gaps in Latin America, we found that since the mid 80s there has been a sharp decline in investment, which increased the differences between infrastructure allocation in Latin American countries compared to the most developed ones, as well as losing ground to direct competitors in international markets. Although the lack of investment in infrastructure is acute, various financial entities, such as pension funds, have the ability to and would benefit from investing in this type of alternative investment. In that regard, it would be interesting to observe the process undergone by developed countries in establishing adequate markets for pension assets to be allocated towards increasing the infrastructure capital stock.

We find that the consolidation of investments in infrastructure through pension funds in developed countries has not been immediate, but rather a process that took decades to complete. Upon reviewing the historical records of pension assets in Australia, the United Kingdom, Canada, the United States and Continental Europe, we found that there exist various approaches to implementing and managing concessions under the PPP model, as well as the manner in which pension systems integrate their resource. In that regard, reviewing each of these cases reflects a process where it was necessary to adapt new financial instruments and to homogenize previously contrasting legislations.

The steps taken in this more consolidated context offer some lessons to emerging countries. Pursuant to the experiences of the developed countries analyzed in this study, the participation of pension funds in infrastructure investment has helped concession processes to be more transparent, to adequately determine risk mitigation and to create a wide range of investment products. As for the pension industry itself, it is now clear that these type of projects provide a secure and consistent flow of dividends and profits, as well as appealing tax incentives. Furthermore, direct investment in infrastructure is free

from the same risks of other assets listed in the stock market, thus reducing portfolio volatility. Undoubtedly, there is still work to be done related to liquidity restrictions for infrastructure-related assets, the difficulty to appraise projects (in some cases, it is difficult to estimate the current value of an infrastructure project), the demands of submission criteria (the initial investment usually calls for large amounts of capital, though there are special products for retailers), the inequalities in the quality of infrastructure assets and the legal ambiguity of investments, but great efforts have been made to reduce these negative aspects specifically.

What happened in Latin America? What would be the infrastructure balance today if pension funds increased their role in infrastructure development? We believe that the experiences of first world countries are rather recent, however, the steps taken have been progressive and depend on the level of development of the economies, financial markets and their institutional-regulatory framework. In that context, we can identify more intense experiences, such as that of Chile, and secondly, the cases of Peru, Colombia and Mexico, where estimates were more conservative, although in all cases, the potential for progress was huge.

In the case of Chile, even though the steps were gradual, it is possible to identify an advanced infrastructure-pension fund relationship. After reaching agreement as to the need to attract private capital for this type of investments, the first step was to develop a thorough competitive structure for concession models, implementing the BOT system (*Build, Operate and Transfer*), and at the same time developing rules that allowed transparent competitive bids. Private pensions funds established in 1981 were initially restricted from directly investing in new infrastructure projects, because of regulatory restrictions aimed at protecting the pensions of retirement-savers. By the end of the 90s, however, the authorities came up with a framework to overcome the obstacles of the concession system without reducing the impact of regulations protecting the pension and insurance industry. This mechanism is the Infrastructure Bond, which is a debt instrument issued by companies awarded public infrastructure concessions that are subject to no pre-payment options, and are generally 100% secured through insurance policies issued by international insurance companies. Hence, a secure instrument was created despite the fact that the bonds are issued by the concession company, and therefore, the only source of revenues supporting the financing structure is the expected future cash flow of the project. The guarantee provided by the insurance company gives external credit support, so that it substitutes the issuer's risk for that of the insurance company. The bonds issued by Chilean concession companies have been mostly given AAA ratings.

Through the purchase of these infrastructure bonds, we observe a significant contribution by pension funds to financing infrastructure in Chile; as of May 30, 2008, the PFAs (Pension Fund Administrators) jointly held US\$ 1,957 million in

infrastructure bonds, equivalent to 42% of the outstanding amount. This figure represents the total minimum investment that fund administrators made in these instruments. That is, given that several years have elapsed since most of these bonds were issued, that none of these were *bullet* bonds and thus their coupons have already been paid to date, the total issued amount therefore underestimates the direct investment made by pension funds in public infrastructure concession financing.

The current challenge lies in advancing towards a new stimulus for the concession model. In Chile, the main infrastructure projects have already been awarded, which were obviously the most profitable in private and social terms; in addition, most concessions were formerly state-run public works, which despite the fact that they called for large investments to improve their quality and coverage, their prior existence allowed the estimation of demand and, consequently, future revenues more accurately. Many projects are still pending, however, particularly second generation concession projects, such as hospital and educational facilities. In addition to greater uncertainty of future flows, the lower profitability of new projects will require a thorough design of the concession model and the financial instrument through which financing will be made available. The availability of pension fund resources to invest in profitable financial instruments subject to reasonable risk will continue, therefore it is now time to make the necessary changes in order for them to become effective.

Gradual progress was also made in Colombia, beginning with the generation of a competitive concession systems for private investment, which had its ups and downs at the beginning, but managed to consolidate allowing private investment to start gaining relevance from 2005 to 2006, reaching a 59% participation in total infrastructure investment, a level above the Latin American historical average.

The primary potential source of private capital in Colombia comes from pensions funds, which seek investment securities provided by a suitable supply of assets derived from infrastructure projects, which have investment horizons similar to the long-term saving features of the pension system. From a theoretical point of view, Colombian pension companies could be ideal investors in infrastructure projects if the financial instruments enable portfolio optimization by providing an adequate balance of risks, profitability and duration. Although there is a wide array of investment projects from different sectors and activities, some aspects limit the participation of pension funds in this market.

Currently, infrastructure investments by PFAs are made indirectly through 3 different instruments: Private equity funds, stocks and debt instruments. Investments in private equity funds are notably low due to the restrictions imposed on PFAs, including the requirement that the managers of private equity funds have at least 5 years experience in the administration of funds with similar underlying assets in Colombia or abroad. By mid-2008, PFAs indirect investment in infrastructure projects or companies

related to the infrastructure sector were significant, and were comprised 19.4% of their total portfolios, with greater weight given to stocks (13.1%) than debt securities (6.3%).

In general, we find that one of the most important hindrances to direct investment in infrastructure in Colombia is the lack of projects that grant contracts with adequate investment incentives, which points to the need to adjust the contractual framework and the concession model. The combination of a transparent design process, adequate incentives enabling the implementation of adequate contracts, stable rules and clear regulations can foster a framework suitable for pension fund participation in infrastructure projects.

In the case of Mexico, it was concluded that the public sector has played a key role in the development of the country's infrastructure. With this fact in mind, fostering greater reform seems promising. That notwithstanding, increased budgetary demands from other sensitive sectors of society, along with the continuing need to expand the country's infrastructure, will lead to a greater reliance on private capital. Furthermore, this trend could increase in the near future as the recently announced Ley de Asociaciones Público-Privadas (Public-Private Associations Law) intends to provide greater legal certainty to the private sector for its joint investments with the public sector. In order to achieve levels similar to those of Chile an investment of 3.5% to 4.5% of GDP is necessary. It is estimated that to achieve this, 58.3% of the resources must be of private origin, which will undoubtedly make for interesting investment opportunities not only for construction and/or development companies, but also for commercial banks and investment institutions such as the Administradoras de Fondos para el Retiro (Pension Fund Administrators) (Afore).

In line with the last aspect, we found that the Afore, always looking for diversification opportunities, has registered significant progress in the financial management of Mexican retirement portfolios. Specifically, they have concentrated mainly on the debt of public and private enterprises from the infrastructure sector. As of March 2008, however, new investment opportunities arose due to modifications in the investment framework that made it possible for Afore to invest directly in infrastructure projects according to the *Project Finance* model, which allows the use of structured finance instruments and real estate investment trusts (fibras). Consolidation has still not been possible due to the lack of relevant projects, the limitations on private participation still in force for sectors that have potential to unleash large investment in infrastructure such as energy, the lack of a homogeneous legal framework for public-private partnerships, and various hindrances to the implementation of new investment vehicles for institutional investment.

In order to promote greater development of financial markets in Mexico with the aim of determining the basis for Afore's participation in new instruments and types of assets, it may be convenient to permit the investment framework to include direct

participation of Afore in the stock market. In addition to the possible short-term benefits of allowing pension funds to follow active investment strategies, the long-term benefit to the financial markets in which they operate is that it would allow them to gain the necessary experience and capacity to analyze new instruments and subsequently participate in transactions involving new asset classes such as infrastructure investments. Along these lines, a major short-term investment from pension funds in infrastructure also requires that these investors have a wide range of investment instruments available, and specifically, instruments that are better suited to their risk analysis and management capabilities. Therefore, in consideration of international experience, it is advisable that Mexico is allowed to use debt instruments such as so-called "infrastructure bonds", which have been very successful in countries like Chile.

Lastly, in the case of Peru, scarce investment in infrastructure is still one of the main problems that prevents the country from competing in the region. For the time being, Peru is still one of the most backward countries in the field, ranking 113 out of 134 countries analyzed as to their infrastructure allocation, according to the *Global Competitiveness Report* of 2008. Given the urgent need to expand investment in infrastructure and to close their current deficit, PFAs constitute a solid source of financing for this type of project. Since 2000, regulators have augmented the framework for investment in pension funds in order to achieve greater diversification and higher profitability for retirement-savers. Thus, a larger number of instruments admitted though the new regulation directs more investment by PFAs towards infrastructure.

By August 2009, investment in infrastructure activities by the Peruvian private pension fund system rose to US\$ 3,117 million, a figure equivalent to 14.8% of the total administered fund. These investments have been diversified into four sectors: energy, telecommunications, sanitation and transportation infrastructure. The sector that has traditionally received the greatest contribution is the energy sector, which received US\$ 1,860 million, representing 8.6% of the PPS. Within the energy sector, the greatest investments correspond to electricity distribution, generation, transmission, hydroelectric energy, oil and gas. PFAs invest by purchasing corporate stock, commons bonds, securitized bonds and mutual funds specialized in infrastructure, such as: AC Capitales SAFI and Fondo de Inversión Energético Americano de Larrain Vial.

Note that the largest proportion of investment in infrastructure projects in Peru is made by indirect investment, which is not necessarily aimed at financing infrastructure projects. This type of investment represents approximately 77% of investments made by PFAs in infrastructure, while the remaining 23% corresponds to direct investment, which is effectively made through the purchase of debt instruments or stock issued by concession companies involved in the projects. Therefore, even if the regulatory authority records infrastructure investment at approximately 15% of the total

administered fund, this percentage is reduced significantly to 3.5% when considering direct investment in infrastructure only.

Reviewing the current state of infrastructure development and the participation of Peruvian pension funds in this study allowed us to find certain elements within the regulatory framework and project awarding process that still need updated mechanisms for projects to appeal to investors. Significant deficiencies have been observed in the concession system that only reduces and delays infrastructure investment. The issues which are most important to resolve include bureaucratic hindrances, contract defects, social risks, improper pricing rules and inadequate supervision. Although it is still necessary to establish a regulatory space suitable for currently available resources to be allocated directly to project development, the Peruvian pension industry has made significant efforts to aid finance companies engaged in the infrastructure sector.

That notwithstanding, there have been important changes since 2009, including the implementation of two participation models through the creation of an infrastructure fund with the involvement of the State and the PFAs, and the development of a trust model by the industry that has identified relevant projects for promotion in the short run, for which the government has already provided considerable support. With regard to the new infrastructure fund, the Government of Peru authorized the staging of a PEN 1,619 million (US\$ 500 million) infrastructure mutual fund, out of which US\$ 300 million is expected to be contributed by PFAs, making it the main financing source of this infrastructure fund. In June 2009, the association of PFAs formally organized an infrastructure investment trust with an initial contribution of PEN 898 million (US\$ 300 million), but it is estimated that this sum could rise to PEN 4,488 million (US\$ 1.5 billion) with new contributions from PFAs, since the initial resources are at risk of depleting after the first 4 or 5 projects.

Furthermore, PFAs, in coordination with multilateral organizations and the State, continue searching for mechanisms to agility lend greater flexibility to their investments on these projects. Since the crisis has aggravated financing, causing prejudice towards the construction of large projects, pension fund contributions are even more vital to this type of investments. For this reason several propositions have been reviewed to promote mechanisms that will help close the infrastructure gap and, at the same time, provide long-term investment tools that are more predictable for investors.

In general, this study helped us appraise the current situations of Chile, Colombia, Mexico and Peru with regards to the degree in which they are entangled in the complicated process of developing attractive opportunities for pension funds to invest their enormous savings in infrastructure. These evaluations have been made in two areas: one, in comparison to the countries of the region, and the other, in relation to the progress of the most developed economies.

Accordingly, we find that the development of the relationship between pension funds and infrastructure is a recent occurrence for developed countries and Latin American countries alike. The ongoing changes in developed countries and their significant impact on pension funds and potential macroeconomic growth as a whole are elements to consider when implementing similar reforms in Latin America. Within the region, Chile is clearly the leader because of its institutional and economic reforms which began in the 80s. Adequate participation incentives helped attract private capital, including pension funds, to participate in infrastructure investments, while at the same time the government effectively improved the way it budgeted the country's resources. Colombia and Peru, on the hand, are positioned one step below the development "ladder" from Mexico who quickly designed concession programs that are more consistent with private participation, developed a large range of financial instruments for pension fund participation, and is gradually exploring different ways of managing its infrastructure portfolio. Despite these improvements, additional efforts to reach at least Chile's pace of expansion are required. Mexico will thus continue to homogenize its institutional framework in order to develop more unified, competitive and transparent regulations for concessions. Additionally, it must design a regulatory framework for the financial management of Afores in order to allow for more diversification options, where financial instruments similar to Chilean infrastructure bonds are an active part of managed portfolios.

9) BIBLIOGRAPHY

Acevedo, J, Bocarejo, J, Lleras, G, Echeverri, J, Ospina, G and Rodríguez, A (2009): *El transporte como soporte al desarrollo de Colombia. Una visión a 2040*, Universidad de los Andes, March 2009

AFP Provida, <http://www.bbvaprovida.cl/Website/default.asp>

AECOM Consult (2005): "Synthesis of Public-Private Partnership Projects. Projects for roads, Bridges and Tunnels From Around the World 1985-2004". United States Department of Transportation. Washington DC.

Agencia de promoción de la inversión privada (Agency for the Promotion of Private Investment) – Proinversión www.proinversion.gob.pe

Agénor P.R. and Moreno-Dodson B. (2006) "*Public Infrastructure and Growth: New Channels and Policy Implications*" World Bank Policy Research Working Paper 4064, November 2006

Agénor, P-R. and Neanidis K. (2006) "The Allocation of Public Expenditure and Economic Growth" Working Paper n°69, Centre for Growth and Business Cycle Research, University of Manchester.

Alarcón, L (2005): *Asociaciones público – privadas perspectivas de las AFP*, ASOFONDOS

Alarcón, L (2008): *El futuro de los fondos de pensiones como inversionistas institucionales*, ISA – Seminario Multifondos, Ahorro Previsional Voluntario y Mercado de Capitales (workshop on multifunds, voluntary pension savings and capital market), April 2008

Albo, Adolfo, González F., Hernández, O., Herrera, C., Muñoz, A. (2007), *Hacia el Fortalecimiento de los Sistemas de Pensiones en Mexico: Visión y Propuestas de Reforma*, Serie Estudios Previsionales, Seguros y Pensiones América y Servicio de Estudios Económicos BBVA Series, BBVA Bancomer, October.

Allen Consulting Group (AGG), *Performance of PPPs and Traditional Procurement in Australia*. The University of Melbourne: Allen Consulting Group. November 2007.

Alma Saavedra, *CKD, diseñado para inversores institucionales*, El Economista, Securities and Monies Section, October 5, 2009.

Alonso, J, Benavides, J Fainboim, F and Rodríguez, C (2001): *Participación privada en proyectos de infraestructura y determinantes en los casos contractuales adoptados: el caso colombiano*, Document #R-412, Inter-American Development Bank and Fedesarrollo.

Alonso, J. Bjeletic, J. Herrera, C. Hormazabal, S. Ordóñez, I. Romero, C. Tuesta D. and Ugarte, A. (2009) "Proyecciones del Impacto de los Fondos de Pensiones en la Inversión en Infraestructura y el Crecimiento en Latinoamérica" SEE BBVA Working Paper. Coming soon.

ANIF (2008): *Infraestructura e Instituciones: el caso del INCO*, Comment of the day, ANIF, August 6, 2008

APRA (2007), A recent history of superannuation in Australia, APRA Insight, 2, 3-10, <http://www.apra.gov.au/insight/upload/history-of-superannuation.pdf>

Asociación de Empresas Privadas de Servicios Públicos (ADEPSEP - Association of Private Public-Service Providers) *"La brecha en infraestructura. Servicios públicos, productividad y crecimiento en el Perú"*. Lima, Peru.

Asociación Mexicana de Administradoras de Fondos de Retiro AC (Amafore - Mexican Association of Pension Fund Administrators), Press Release of March 18, 2009, *Acciones de las Afores para apoyar la reactivación económica, la inversión y la creación de empleos en Mexico* www.amafore.org.mx

Aschauer, D. (1989a). "Is Public Expenditure Productive?" *Journal of Monetary Economics*. Mar. 23(2) pp. 177-200.

Aschauer, D. (1989b). "Public Investment and Productivity Growth in the Group of Seven," *Economics . Perspectives*, 1989b, 13(5), pp. 17-25

Aschauer, D. (1989c). "Does Public Capital Crowd Out Private Capital?", *Monet. Econ.* 1989c, 24(2.), pp. HISS

Australian Prudential Regulation Authority: www.apra.gov.au

Central Bank of Chile (BCCh) <http://www.bcentral.cl/>

Banco Central de Reserva del Perú (BCR - Central Reserve Bank of Perú) www.bcrp.gob.pe

World Bank (2006): *Infraestructura Logística y de Calidad para la Competitividad de Colombia*, Department of Finance, Private Sector and Infrastructure for the Latin American and Caribbean Region, Report No. 3506 1-CO

World Bank (2009), *"Base de datos de la Participación Privada en Infraestructura"*, Infrastructure Action Program, <http://ppi.worldbank.org/index.aspx>

Baumol W. J. (1988): "Superfairness: Applications and Theory" *Económica*, New Series, Vol. 55, No. 217 (Feb., 1988), p. 141

Bernal, N., Muñoz, A., Perea, H., Tejada, J., Tuesta, D. (2008): *Una mirada al sistema de pensiones peruano: diagnóstico y propuestas*. BBVA Peru, editorial Norma.

Bolsa Mexicana de Valores (Mexican Stock Exchange), *Boletín de Prensa Reforma al Reglamento Interior de la BMV*, August 10, 2009 www.bmv.com.mx, in the “Legal Framework”/“Rules” / “Reforms” Section.

Bolsa Mexicana de Valores (Mexican Stock Exchange), CCDs Investment *The Bank of New York Mellon, S.A., Institución de Banca Múltiple, sobre acciones de Red de Carreteras de Occidente*, SAPI de CV (RCOCB 09)”, 02-OCT-2009.

http://www.bmv.com.mx/wb3/wb/BMV/BMV_folletos_de_colocacion/_rid/190/_mto/3/_url/BMVAPP

Bolsa Mexicana de Valores (Mexican Stock Exchange), *WAMEX CAPITAL, SAPI de CV, coloca la segunda emisión de CKDes en el mercado accionario mexicano*, Press Release of November 5, 2009.

Bolsa Mexicana de Valores (Mexican Stock Exchange): www.bmv.com.mx

Bond, G and Carter, L: *Financiamiento de proyectos privados en infraestructura. Tendencias emergentes de la experiencia de la CFI*, Working Paper 23, IFC

Bonet, C. (2003) *Emisión de Bonos de Infraestructura en Chile: una experiencia exitosa*. Feller Rate Article.

Borealis Infrastructure: www.borealisinfrastructure.com

CAF (2009): *Caminos para el futuro. Gestión de la infraestructura en América Latina*, Series: Economy and Development Report, CAF

Caicedo, Juan (2008): *Inversión en infraestructura: Evolución y pronóstico*, Cámara Colombiana de Infraestructura (Colombian infrastructure Chamber).

Calderón and Servén (2006). *Trends in Infrastructure in Latin America, 1980-2001*. Working Paper Series 3401, World Bank.

Calderón, C. and Servén, L. (2004) *The Effects of Infrastructure Development on Growth and Income Distribution*. Working Paper Series, Central Bank of Chile.

CalPERS statement of investment policy for the inflation-linked asset class (febrero 2008), <http://www.calpers.ca.gov/eip-docs/investments/policies/inv-asset-classes/ilac-policies/ilac.pdf>

Cámara Chilena de la Construcción (Chilean Construction Chamber) <http://www.cchc.cl/>

Canning, D. (1998): "A Database of World Stocks of Infrastructure: 1950-1995," *The World Bank Economic Review*, 1998, Vol. 12(3), pp 529-548.

Canning, D. and Pedroni P. (1999) "Infrastructure and Long Run Economic Growth" Harvard University.

Cárdenas, M and García (2005): *El modelo gravitacional y el TLC entre Colombia y Estados Unidos*, Coyuntura Económica, Vol.35 (1), pp 47-72

Cárdenas, M, Gaviria, A and Meléndez, M (2005): La infraestructura de transporte en Colombia, FEDESARROLLO, August 2005.

Chambers, Judy (June 2007), *Infrastructure Research Report*, Pension Consulting Alliance, Inc.

Centro de Estudios de las Finanzas Públicas (Center for Public Finance Studies), *El Programa de Rescate Carretero: FARAC*. Submission for the House of Representatives. July 2009

CG/LA Infrastructure Strategy Group: <http://www.cg-la.com/>

CIA Factbook: <https://www.cia.gov/library/publications/the-world-factbook/geos/xx.html>

Circular Básica Jurídica (2008): *Entidades administradoras de pensiones y cesantías*. Superintendencia Financiera de Colombia (Colombian Finance Superintendencia).

Clara Zepeda Hurtado, *Hay 8 solicitudes para invertir en infraestructura con los CKDes*. El Financiero, Finance Section. October 14, 2009.

Colonial First State, Infrastructure Research Paper: *A review of the Australian infrastructure investment market*, January 23, 2009.

Colonial First State, Infrastructure Research Paper: *Constructing and investment return series for the UK unlisted infrastructure market: estimation and application*, January 16, 2009.

Colonial First State, Infrastructure Research Paper: *Investing in infrastructure – the Australian experience*, November 3, 2006.

Comisión Económica para América Latina y el Caribe (Economic Commission for Latin American and the Caribbean - ECLAC) <http://www.eclac.org/>

European Commission, European Parliament Decree in the first reading of the proposal by the COM Commission (2000) 275 of 10.5.2002.

CONSAR CIRCULAR 15-22, *General rules establishing the investment regime to which specialist pension funds investment companies are subject*, published in the Official Bulletin of the Federation on August 1, 2007: <http://dof.gob.mx/>

Consar Circular 15-23, published in the Official Bulletin of the Federation, August 4, 2009.

Consejo Privado de Competitividad (Private Competitiveness Council) (2008): *Informa de Competitividad 2008-2009. Ruta a la prosperidad colectiva.*

Consejo Privado de Competitividad (Private Competitiveness Council) (2008): *Nueva regulación de transporte: ¿Apoyo y obstáculo para avanzar en la competitividad del país?*

Corbo, V. and Schmidt-Hebbel, K. (2003) *Efectos Macroeconómicos de la Reforma de Pensiones en Chile.*

Cordero, R. (1999) *El Rol Asegurador del Estado en Obras Viales Concesionadas.* Case study to apply for the Master's degree in Public Policies, Universidad de Chile.

Cortés, M., *Desde el Piso de Remates*, El Universal, October 5, 2009.

Davis H, (2009), *Infrastructure Finance Trends and Techniques.*

De Gregorio, J. (2004) *Crecimiento Económico en Chile: Evidencia, Fuentes y Perspectivas.* Working Paper Series, Central Bank of Chile.

De la Fuente A. and Estache A. (2004) "Productividad de Infraestructuras y crecimiento: Un estudio rápido. Washington DC.

Departamento Administrativo Nacional de Estadística (National Statistics Administrative Department) www.dane.gov.co

Departamento Nacional de Planeación (National Planning Department) dnp.gov.co/PortalWeb

Department of Treasury and Finance 2002, *Commonwealth Treasury Issues and Options Paper*, <http://www.treasury.gov.au/documents/480/PDF/ICA-28-11-02.pdf>

Departamento Nacional de Planeación (National Planning Department) (2008): *Inversión en infraestructura 1993-2006*, Dirección de infraestructura y energía sostenible (Sustainable Energy and Infrastructure Board - DIES), May 2008.

Departamento Nacional de Planeación (National Planning Department) (2008): *Política Nacional de Competitividad Y productividad*, Consejo Nacional de Política Económica y

Social (National Social and Economic Policy Council), Document 3527, CONPES, June 2008

Departamento Nacional de Planeación (National Planning Department): *Plan nacional de Desarrollo 2006-2010: Estado Comunitario, Desarrollo para todos*, DNP

Dirección de Presupuesto del Gobierno de Chile (Budget Board of the Government of Chile - DIPRES), <http://www.dipres.cl/572/channel.html>

Dirección General de Electrificación 2008 (2008 General Electricity Board), *Criterios de Presentación y Evaluación de Proyectos de Electrificación Rural con Fuentes de Energía Renovable*, Ministerio de Energía y Minas (Ministry of Energy and Mining) http://dger.minem.gob.pe/ArchivosNormasTecnicas/01_CRITERIOS_PRESENTACION_PROYECTOS.pdf

Dragana Timotijevic (marzo 2007), *The case for global listed infrastructure*, Mercer www.mercer.com

El Grupo Colonial First State: www.colonialfirststate.com.au

Macquarie Group: www.macquarie.com

E.R. Yescombe, Public-Private Partnerships 2007, *Principles of Policy and Finance*, pgs. 36-37.

El Universal “Punta Colonet es inviable: Banobras” Monday, June 22, 2009. Available at <http://www.el-universal.com.mx/notas/606415.html>

Empresa Colombiana de Petróleos Colombian Oil and Gas Company - (ECOPETROL) <http://www.ecopetrol.com.co/>

Engel, E. Fischer, R. Galetovic, A. and Hermosilla, M. (2008) *Renegociación de Concesiones en Chile*. CEP Chile Economic Research Department.

Engel, E. Fischer, R. and Galetovic, A. (2000) *Franchising of Infrastructure Concessions in Chile: a Policy Report*. Economy Series, Universidad de Chile.

Engel, E. Fischer, R. and Galetovic, A. (2004) *El Programa Chileno de Concesiones de Infraestructura: Evaluación, Experiencias y Perspectivas* at Larrín, F. and Vergara, R. *La Transformación Económica de Chile* (2004).

Engel, E. Fischer, R. and Galetovic, A. (2006) *Renegotiation Without Holdup: Anticipating Spending and Infrastructure Concessions*. Cowles Foundation Discussion Paper, Yale University.

English, L.M (2006), *Public Private Partnerships in Australia: an Overview of their Nature, Purpose, Incidence and Oversight*. UNSW Law Journal. Volume; 29=3

Estache, A. Campos, J. Martín, N. and Trujillo, L. (2002) *Macroeconomic effects of Private Sector Participation in Latin America's Infrastructures*.

Estudio de abogados Payet, Rey, Cauvi (2009) *Proyectos de obras de infraestructura*

European Commission-Green Paper on Public-Private Partnership and Community Law on Public contracts and concessions April 2004.

Everhart S. and Sumlinsky M.(2001): "Trends in Private Investment in Developing countries" *Discussion Paper n° 44*. International Finance Corporation. World Bank.

Fabre, M. Melguizo, A. Muñoz, A. Vial, J.(2006): A 25 años de la reforma del sistema provisional chileno. Evaluación y propuestas de ajuste BBVA Chile.

Fainboim, Israel and Rodriguez, C (2004): *Colombia: Desarrollo económico reciente en infraestructura (REDI): Balanceando las necesidades sociales y productivas de infraestructura*, Document N° 32087, World Bank, September 2004

Fay, M. and Morrison, M. (2007). *Infrastructure in Latin America and the Caribbean Acontecimientos recientes y desafíos principales*. World Bank.

Fernandez Díaz A., Parejo J. Y Rodriguez, L. (1995): "Política Económica" Mac Graw-Hill. Madrid.

Ferreira, Pedro (1999) "Inflationary Financing of Public Investment and Economic Growth" *Journal of Economic Dynamics and Control*. N°23.

FIAP: *Participación de los fondos de pensiones latinoamericanos en el desarrollo de infraestructura*, Study Series No. 3, FIAP, August 2001

Fitzgerald, P, (2004), *Review of Partnerships Victoria Provides Infrastructure-Final Report to the Treasurer*, January 2004.

World Economic Forum(2007), *Referenciado el atractivo nacional para la inversión privada en infraestructura en América Latina*, Red de Competitividad Global,

World Economic Forum (2007). *Referencia para la Atracción de la Inversión Privada en Infraestructura en América Latina*

French-Davis, 2003, La distribución del ingreso: deuda pendiente.

Fundación País Digital <http://www.paisdigital.org/>

Government of Australia 2008, *Infrastructure Australia*, National Public Partnership, Policy Framework

Government of Chile. Ley de Concesiones de Obras Públicas (Public Works Concessions Law) DL°900: www.bcn.cl

Government of Chile. Ministerio de Obras Públicas (Ministry of Public Works) (2003) *Sistema de Concesiones en Chile 1990-2003*: www.mop.cl

Government of Mexico, *Programa Nacional de Infraestructura 2007-2012*, <http://www.camaralusomexicana.org/tradelinksSEP2007.pdf>
<http://www.diputados.gob.mx/LeyesBiblio/pdf/145.pdf>

Gramlich E. M. (1994), "Infrastructure Investment: A Review Essay," *Journal of Economic Literature*, Vol. XXXII, pp 1176-1196.

Harris, C. (2003) *Private Participation in Infrastructure in Developing Countries*. Working Paper, World Bank.

Heather Dale (September 2007), *New Asset class for CalPERS*, Global Pensions, http://globalpensions.com/showPage.html?page=gp_display_news&tempPageId=659336

HM Treasury (diciembre 2004), *Myners principles for institutional investment decision-making: review progress*, www.hm-treasury.gov.uk

HSU Weng Peng and Grame Newell (January 2007): *The Significance of Infrastructure in Investment Portfolios*. University of Western Sydney, Pacific Rim Real State Society Conferences, January 21-24, 2007.

ICEX 2005, Instituto Español de Comercio Exterior, Gobierno de España, Ministerio de Industria, Turismo y Comercio (Spanish Foreign Trade Institute, Government of Spain, Ministry of Industry, Tourism and Trade), http://becas.icex.es/icex/cda/controller/pageICEX/0,6558,5518394_5519172_5547593_577873_p5658362,00.html

IFSL Research, *PFI in the UK & PPP in Europe 2008*, UK Trade & Investment March 2008, www.ifsl.org.uk/research

Inderst, G. (2009) "Pension Fund Investment in Infrastructure". *OCDE Working Papers on Insurance and Private Pensions*. N° 32. OCDE Paris.

IMF(2004): "Public-Private Partnerships" *Fiscal Affairs Departmen*. Washington.2004.

Peruvian Economic Institute (Instituto Peruano de Economía, IPE), 2003

Instituto Nacional de Concesiones (National Concessions Institute) <http://www.inco.gov.co>

Instituto Nacional de Estadística e Informática (INEI, National Institute of Statistics and Informatics), 2007 <1><2><http://proyectos.inei.gob.pe/Censos2007/></2></1>

Instituto Peruano de Economía (Peruvian Institute of Economy) 2009, *El Reto de la Infraestructura al 2018 “La Brecha de Inversión en Infraestructura en el Perú”*, <http://ipe.org.pe/wp-content/uploads/2009/09/index.pdf>

Instituto Peruano de Economía (IPE) (Peruvian Economic Institute) (2005) *La infraestructura que necesita el Perú. Brecha de inversión en infraestructura de servicios públicos*. ADEPSEP.

Instituto Peruano de Economía (Peruvian Institute of Economy) (2006) *Inversión Privada y Pública en Infraestructura en el Perú: El camino para reducir la pobreza*

Izquierdo, R. and Vassallo, J.M (2004).: *Nuevos sistemas de gestión y financiación de infraestructuras de transporte*. Colegio de Ingenieros de Caminos Canales y Puertos. Colección señor 35.

Kamps, C. (2005) “The Dynamic Effects of Public Capital: Var Evidence for 22 OECD countries”. *International Tax and Public Finance* 12, pp. 533-558. Springer. The Netherlands

Kamps, C. (2006) “New Estimates of Government Net Capital Stocks for 22 OCDE Countries 1960-2001”. *IMF Staff Papers*. Vol 53 n°1.

Khandker, Shahidur, Victor Lavy, and Deon Filmer (2004) “Schooling and Cognitive Achievements of Children in Morocco,” Discussion Paper No. 264, World Bank.

Larry W. Beferman (2008): *Pension Fund Investment in Infrastructure: A Resource Paper*. Pensions and Capital Stewardship Project Labor and Worklife Program Harvard Law School.

Lawrence and Stapledon (2008), *Infrastructure Funds: Creative Use of Corporate Structure and Law-But in whose interest?*, University of Melbourne.

Lawrence, Houghton and George (1997), *International Comparisons of Australia's Infrastructure Performance*, Journal of Productivity Analysis, 8, 361-378.

Leipziger, Danny, Marianne Fay, Quentin Wodon, and Tito Yepes, (2003) “Achieving the Millennium Development Goals: The Role of Infrastructure”, Working Paper No.3163, World Bank (November 2003).

La Comisión de Regulación de Comunicaciones (Communications Regulatory Commission) (CRC) <http://www.crcom.gov.co/>
Ley General de Títulos y Operaciones de Crédito (General Securities and Credit Transactions Law).

Lucioni, L. (2004) *La Inversión para la Provisión de Servicios Públicos y su Financiamiento en América Latina y el Caribe: evolución reciente, situación actual y políticas*. ECLAC.

Macquarie Private equity funds (December 2008), Infrastructure and Real Estate Funds, www.macquarie.com/eu/infra/index.htm

Mansour and Nadji (September 2006), *Opportunities in Private Infrastructure Investments in the US*, RREEF Research.

Mas, M. and Cucarella V. (2009): *Series históricas de capital público en España y su distribución territorial*. Fundación BBVA. Madrid.

Megan Pilaroscia (septiembre 1998), *U.S. infrastructure firms face challenges and opportunities in global markets-includes related articles on Commerce Department policy*, Government Industry

Mercer (2005), *Infrastructure-going local and listed*. Mercer Investment Consulting, Melbourne

Mia, I, Estrada, J and Geiger, T (2007): *Benchmarking National Attractiveness for Private Investment in Latin American Infrastructure*, WEF

MIDEPLAN, Government of Chile. (1999) *Evolución y Estructura de la Inversión Pública en Chile*: www.mideplan.cl

Ministerio de Economía y Finanzas (Ministry of Economy and Finance) www.mef.gob.pe

Ministerio de Energía y Minas (ministry of Energy and Mining) www.minem.gob.pe/

Ministerio de Minas y Energía (Ministry of Energy and Mining) 2009, <http://www.minminas.gov.co/minminas/>

Ministerio de Transporte (Ministry of Transport) www.mintransporte.gov.co/

Ministerio de Transportes y Comunicaciones (ministry of Transport and COmmunications) www.mtc.gob.pe

Montenegro, S (2009): *Papel de los fondos de pensiones y cesantías en la financiación de proyectos de infraestructura bajo el modelo de concesión*, ASOFONDOS, May 2009

MOP, 2001

http://www.bnamericas.com/news/infraestructura/MOP_Anuncia_11_Proyectos_de_Concesiones_para_2001

Morandé, F. and García, C. (2004) *Financiamiento de la Vivienda en Chile*. Research Department, Inter-American Development Bank.

Muñoz A., Romero C., Téllez, J. Tuesta, D. (2009): *Confianza en el futuro. Propuestas para un mejor sistema de pensiones en Colombia*. SEE BBVA. Editorial Norma.

Nielson, L. (2005), *Superannuation investment in infrastructure*. Parliament of Australia, Canberra

Nonie Malone (2005), *The Evolution of Private Financing of Government Infrastructure in Australia-2005 and Beyond*. Department of Education and the Arts, Queensland. The Australian Economic Review, vol 38, no. 4, pp.420-30.

OECD (2008): "Public-Private Partnership. In Pursuit of Risk Sharing and value For Money". OECD. Paris.

Organismo Supervisor de Inversión Privada en Telecomunicaciones (Private Telecommunication Investment Supervision Entity): www.osiptel.gob.pe

Organismo Supervisor de la Inversión en Infraestructura de Transporte de Uso Público (Monitoring Entity for Public transportation Infrastructure Investment): <http://www.ositran.gob.pe>

Pachón, A and Ramírez, M (2006): *La infraestructura del transporte en Colombia durante el siglo XX*, Bank of the Republic, Economic Culture Fund

Paliza, Rosendo (1999) *Impacto de las Privatizaciones en el Peru*. Working Paper 07-1999, Banco Central de Reserva del Peru (BCR - Central Reserve Bank of Peru) www.bcrp.gob.pe

Parliament of Australia, Department of Parliamentary Services (research note): *Superannuation investment in infrastructure*. 4 Abril 2005, no.42, 2004-05.

Peng and Graeme Newell 2007, *The Role of U.S. Infrastructure in Investment Portfolios*, Journal of Real State Portfolio Management.

Pension Investment Association of Canada, <http://www.piacweb.org/publications/index.html>

Pombo, C and Ramirez, M (2003): *Privatization in Colombia: A plant performance analysis*, Research Network Working Paper #R-458, Inter American Development Bank.

Preqin: www.prequin.com

United Nations Development Program (UNDP) <http://www.undp.org/spanish/>

Proinversión (Nov. 2005). *Las Asociaciones Público Privadas en el Peru*

Reform to the Federal Law on Budget and Treasury Responsibility (LFPRH, Ley Federal de Presupuesto y Responsabilidad Hacendaria). Published in the Official Bulletin of the Federation (DOF 01-10-2007). http://www.diputados.gob.mx/LeyesBiblio/ref/lide/LIDE_orig_01oct07.pdf

Reforma, *Desinflan programa de obras*, June 8, 2009. www.gruporeforma.com

Rufian, D (2002): *Políticas de concesión vial: análisis de las experiencias de Chile, Colombia y Peru*, Public Management Series No. 16, ECLAC

Sanhueza, G. (1999) *Crisis Bancaria de los años 80's: sus Soluciones y Costos*. Working Paper Series, Central Bank of Chile.

Sanhueza, G. (2001) *Chilean Banking Crisis on the 1980s: Solutions and Estimation of the Costs*. Working Paper Series, Central Bank of Chile.

Secretaria de la Función Pública (Secretary of Public Office) (2008), *Versión estenográfica de la Mesa 1 sobre el tema: la prevención para la contratación y ejecución en la obra pública*, Federal Government, First International Forum on Public Works Control, June 24, 2008.

Secretaria de la Función Pública (Secretary of Public Office) (2009), *Reformas integrales en obra pública*, federal government, presentation at the National Meeting of Communications and Transport, Cámara Mexicana de la Industria de la Construcción (Mexican Chamber of Construction Industry). León, Guanajuato. June 25 and 26, 2009

Secretaría de Hacienda y Crédito Público (Secretary of Finance and Puvblic Credit) *El Gobierno Federal presenta las acciones a favor de la infraestructura*, Press Release of October 1, 2009.

Secretaría de Hacienda y Crédito Público (Secretary of Finance and Puvblic Credit) El Gobierno Federal presenta las acciones a favor de la infraestructura, Press Release of October 1, 2009.

Servén, L. (2008) "Infraestructuras y desarrollo en América Latina: Avances y retos." *2020 Infrastructure Workshop*. ECLAC. Santiago de Chile.

Servicio de Estudios Económicos (SEE BBVA),
<http://serviciodeestudios.bbva.com/KETD/ketd/esp/index.jsp>

Sirtaine, S, Pibglo, M, Guasch, L and Foster, V (2005): *How profitable are concessions in Latin América? Empirical evidence and regulatory implications*, PPIAF, Document N° 2, January 2005

Superintendencia de Banca y Seguros del Peru www.sbs.gob.pe

Superintendencia Financiera de Colombia (Colombian Finance Superintendencia).
<http://www.superfinanciera.gov.co/>

TD Bank Financial Group (2009), *Much ado about infrastructure*, TD Economics Special Report, 23 de enero de 2009

Thompson, Graeme (2008), *Risk-Based Supervision of Pension Funds in Australia*, The World Bank, Financial Systems Department, Financial Policy Division, Policy Research Working Paper 4539

Torero, Máximo (2002). *Impacto de la privatización sobre el desempeño de las empresas en el Peru*, Grupo de Análisis para el Desarrollo (GRADE)

UBS institución financiera (agosto 2005), *UBS launches infrastructure & Utilities Index*,
www.ubs.com

United Nations Population Fund: <http://www.unfpa.org/public/>

Velez, I “Planeación de la infraestructura Vial” Universidad de los Andes

Vives, A. (2000) *Los Fondos de Pensiones en el Financiamiento Privado de Proyectos de Infraestructura. Diseño de regulaciones e instrumentos*. Series of Technical Reports from the Department of Sustainable Development, Inter-American Development Bank.

Wang, Xiaojun, and Kiyoshi Taniguchi (2003) “*Does Better Nutrition Enhance Economic Growth? Impact of Undernourishment*”, in *Nutrition Intake and Economic Growth*, ed. by K. Taniguchi and X. Wang, Food and Agriculture Organization (Rome: 2003). 2003).

World Economic Forum, the Global Competitiveness Report 2009-2010, *The Global Competitiveness Index Analyzer*. Committed to Improve the State of the World.

WEF (2007): *The Power of a Positive Regional Agenda. World Economic Forum on Latin América*. Santiago de Chile. April 2007

World Health Organization (2005) "Health and the Millennium Development Goals", World Health Organization.

Yepes, L (2006): *Colombia: Desarrollo económico reciente en infraestructura. Balanceando las necesidades sociales y productivas en infraestructura*, Informe de base. Sector gas natural. Informe técnico ESMAP 107/06.

WORKING PAPERS

- 00/01 **Fernando C. Ballabriga, Sonsoles Castillo:** BBVA-ARIES: un modelo de predicción y simulación para la economía de la UEM.
- 00/02 **Rafael Doménech, María Teresa Ledo, David Taguas:** Some new results on interest rate rules in EMU and in the US
- 00/03 **Carmen Hernansanz, Miguel Sebastián:** The Spanish Banks' strategy in Latin America.
- 01/01 **Jose Félix Izquierdo, Angel Melguizo, David Taguas:** Imposición y Precios de Consumo.
- 01/02 **Rafael Doménech, María Teresa Ledo, David Taguas:** A Small Forward-Looking Macroeconomic Model for EMU
- 02/01 **Jorge Blázquez, Miguel Sebastián:** ¿Quién asume el coste en la crisis de deuda externa? El papel de la Inversión Extranjera Directa (IED)
- 03/01 **Jorge Blázquez, Javier Santiso:** Mexico, ¿un ex - emergente?
- 04/01 **Angel Melguizo, David Taguas:** La ampliación europea al Este, mucho más que economía.
- 04/02 **Manuel Balmaseda:** L'Espagne, ni miracle ni mirage.
- 05/01 **Alicia García Herrero:** Emerging Countries' Sovereign Risk:Balance Sheets, Contagion and Risk Aversion
- 05/02 **Alicia García-Herrero and María Soledad Martínez Pería:** The mix of International bank's foreign claims: Determinants and implications
- 05/03 **Alicia García Herrero, Lucía Cuadro-Sáez:** Finance for Growth:Does a Balanced Financial Structure Matter?
- 05/04 **Rodrigo Falbo, Ernesto Gaba:** Un estudio econométrico sobre el tipo de cambio en Argentina
- 05/05 **Manuel Balmaseda, Ángel Melguizo, David Taguas:** Las reformas necesarias en el sistema de pensiones contributivas en España.
- 06/01 **Ociel Hernández Zamudio:** Transmisión de choques macroeconómicos: modelo de pequeña escala con expectativas racionales para la economía mexicana
- 06/02 **Alicia Garcia-Herrero and Daniel Navia Simón:** Why Banks go to Emerging Countries and What is the Impact for the Home Economy?
- 07/01 **Pedro Álvarez-Lois, Galo Nuño-Barrau:** The Role of Fundamentals in the Price of Housing: Theory and Evidence.

- 07/02 **Alicia García-Herrero, Nathalie Aminian, K.C.Fung and Chelsea C. Lin:** The Political Economy of Exchange Rates: The Case of the Japanese Yen
- 07/03 **Ociel Hernández y Cecilia Posadas:** Determinantes y características de los ciclos económicos en México y estimación del PIB potencial
- 07/04 **Cristina Fernández, Juan Ramón García:** Perspectivas del empleo ante el cambio de ciclo: un análisis de flujos.
- 08/01 **Alicia García-Herrero, Juan M. Ruiz:** Do trade and financial linkages foster business cycle synchronization in a small economy?
- 08/02 **Alicia García-Herrero, Eli M. Remolona:** Managing expectations by words and deeds: Monetary policy in Asia and the Pacific.
- 08/03 **José Luis Escrivá, Alicia García-Herrero, Galo Nuño and Joaquin Vial:** After Bretton Woods II.
- 08/04 **Alicia García-Herrero, Daniel Santabárbara:** Is the Chinese banking system benefiting from foreign investors?
- 08/05 **Joaquin Vial, Angel Melguizo:** Moving from Pay as You Go to Privately Manager Individual Pension Accounts: What have we learned after 25 years of the Chilean Pension Reform?
- 08/06 **Alicia García-Herrero y Santiago Fernández de Lis:** The Housing Boom and Bust in Spain: Impact of the Securitisation Model and Dynamic Provisioning.
- 08/07 **Ociel Hernández, Javier Amador:** La tasa natural en México: un parámetro importante para la estrategia de política monetaria.
- 08/08 **Patricia Álvarez-Plata, Alicia García-Herrero:** To Dollarize or De-dollarize: Consequences for Monetary Policy
- 09/01 **K.C. Fung, Alicia García-Herrero and Alan Siu:** Production Sharing in Latin America and East Asia.
- 09/02 **Alicia García-Herrero, Jacob Gyntelberg and Andrea Tesei:** The Asian crisis: what did local stock markets expect?
- 09/03 **Alicia Garcia-Herrero and Santiago Fernández de Lis:** The Spanish Approach: Dynamic Provisioning and other Tools
- 09/04 **Tatiana Alonso:** Potencial futuro de la oferta mundial de petróleo: un análisis de las principales fuentes de incertidumbre.
- 09/05 **Tatiana Alonso:** Main sources of uncertainty in formulating potential growth scenarios for oil supply.
- 09/06 **Ángel de la Fuente y Rafael Doménech:** Convergencia real y envejecimiento: retos y propuestas.
- 09/07 **KC FUNG, Alicia García-Herrero and Alan Siu:** Developing Countries and the World Trade Organization: A Foreign Influence Approach.

- 09/08 **Alicia García-Herrero, Philip Woolbridge and Doo Yong Yang:** Why don't Asians invest in Asia? The determinants of cross-border portfolio holdings.
- 09/09 **Alicia García-Herrero, Sergio Gavilá and Daniel Santabárbara:** What explains the low profitability of Chinese Banks?.
- 09/10 **J.E. Boscá, R. Doménech and J. Ferri:** Tax Reforms and Labour-market Performance: An Evaluation for Spain using REMS.
- 09/11 **R. Doménech and Angel Melguizo:** Projecting Pension Expenditures in Spain: On Uncertainty, Communication and Transparency.
- 09/12 **J.E. Boscá, R. Doménech and J. Ferri:** Search, Nash Bargaining and Rule of Thumb Consumers
- 09/13 **Angel Melguizo, Angel Muñoz, David Tuesta and Joaquín Vial:** Reforma de las pensiones y política fiscal: algunas lecciones de Chile
- 09/14 **Máximo Camacho:** MICA-BBVA: A factor model of economic and financial indicators for short-term GDP forecasting.
- 09/15 **Angel Melguizo, Angel Muñoz, David Tuesta and Joaquín Vial:** Pension reform and fiscal policy: some lessons from Chile.
- 09/16 **Alicia García-Herrero and Tuuli Koivu:** China's Exchange Rate Policy and Asian Trade
- 09/17 **Alicia García-Herrero, K.C. Fung and Francis Ng:** Foreign Direct Investment in Cross-Border Infrastructure Projects.
- 09/18 **Alicia García Herrero y Daniel Santabárbara García;** Una valoración de la reforma del sistema bancario de China
- 09/19 **C. Fung, Alicia Garcia-Herrero and Alan Siu:** A Comparative Empirical Examination of Outward Direct Investment from Four Asian Economies: China, Japan, Republic of Korea and Taiwan
- 09/20 **Javier Alonso, Jasmina Bjeletic, Carlos Herrera, Soledad Hormazábal, Ivonne Ordóñez, Carolina Romero and David Tuesta:** Un balance de la inversion de los fondos de pensiones en infraestructura: la experiencia en Latinoamérica
- 09/21 **Javier Alonso, Jasmina Bjeletic, Carlos Herrera, Soledad Hormazábal, Ivonne Ordóñez, Carolina Romero and David Tuesta:** Proyecciones del impacto de los fondos de pensiones en la inversión en infraestructura y el crecimiento en Latinoamérica
- 10/01 **Carlos Herrera:** Rentabilidad de largo plazo y tasas de reemplazo en el Sistema de Pensiones de México
- 10/02 **Javier Alonso, Jasmina Bjeletic, Carlos Herrera, Soledad Hormazabal, Ivonne Ordóñez, Carolina Romero, David Tuesta and Alfonso Ugarte:** Projections of the Impact of Pension Funds on Investment in Infrastructure and Growth in Latin America
- 10/03 **Javier Alonso, Jasmina Bjeletic, Carlos Herrera, Soledad Hormazabal, Ivonne Ordóñez, Carolina Romero, David Tuesta and Alfonso Ugarte:** A balance of Pension Fund Infrastructure Investments: The Experience in Latin America

The analyses, opinions and findings of these papers represent the views of their authors; they are not necessarily those of the BBVA Group.

The BBVA Economic Research Department disseminates its publications at the following website: <http://serviciodeestudios.bbva.com>



Interesados dirigirse a:

Servicio de Estudios Económicos BBVA

P. Castellana 81 planta 7

28046 Madrid

<http://serviciodeestudios.bbva.com>

